

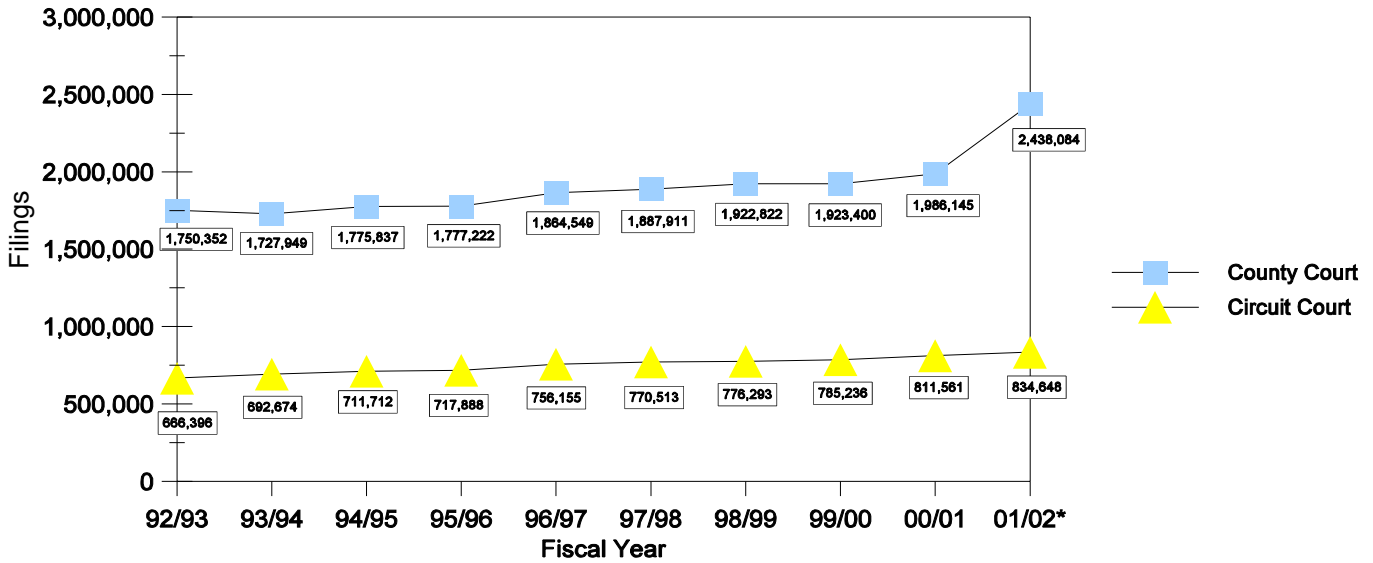
Overall Statistics

The number of judges within each circuit and county depends upon the population and caseload of the particular area and is authorized by sections 26.031 and 34.022, Florida Statutes. The following table reflects circuit and county judges authorized by the Florida Legislature for Fiscal Year 2001-02.

CIRCUIT AND COUNTY JUDGES			
by Circuit			
FY 2001-02			
Circuit	Circuit Judges	County Judges	Total
First (Pensacola)	21	11	32
Second (Tallahassee)	15	10	25
Third (Lake City)	6	7	13
Fourth (Jacksonville)	31	18	49
Fifth (Tavares)	23	8	31
Sixth (Clearwater)	40	18	58
Seventh (Daytona Beach)	23	14	37
Eighth (Gainesville)	11	10	21
Ninth (Orlando)	36	18	54
Tenth (Bartow)	20	11	31
Eleventh (Miami)	72	41	113
Twelfth (Sarasota)	18	9	27
Thirteenth (Tampa)	36	15	51
Fourteenth (Panama City)	9	8	17
Fifteenth (West Palm Beach)	33	17	50
Sixteenth (Key West)	4	4	8
Seventeenth (Ft. Lauderdale)	51	26	77
Eighteenth (Sanford)	23	13	36
Nineteenth (Ft. Pierce)	15	8	23
Twentieth (Ft. Myers)	22	14	36
Total	509	280	789

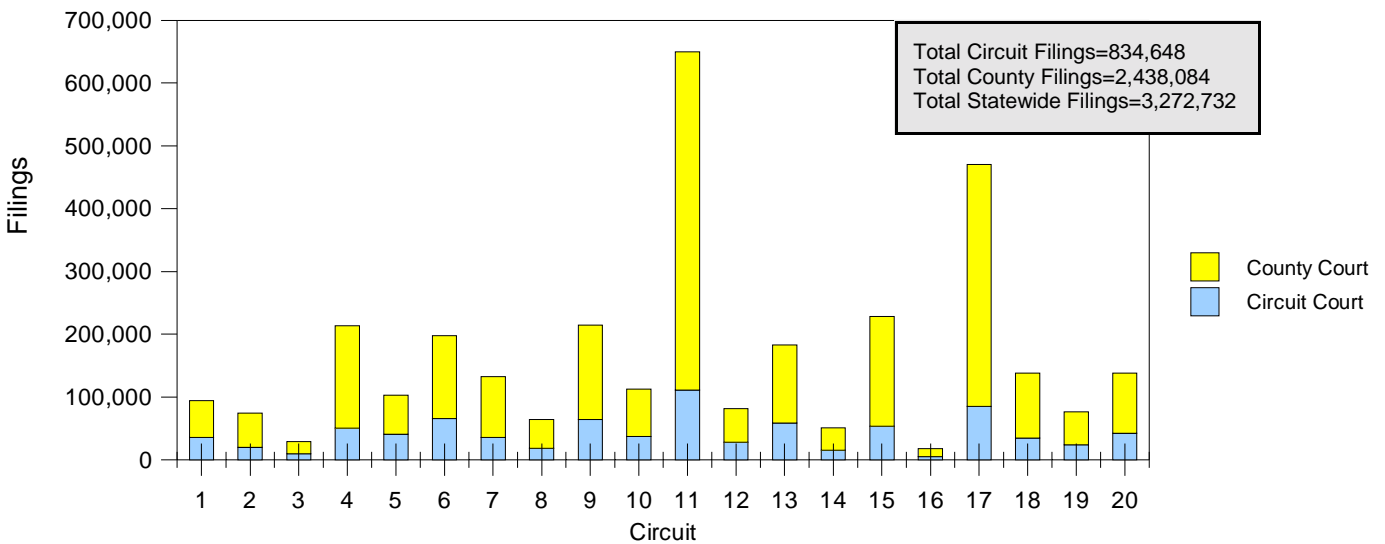
Overall Statistics ❖ Filings

Circuit and County Court Filings FY 1992-93 to FY 2001-02*



*The increase in county court filings for fiscal year 2001-02 is due, in part, to a change in methodology used to identify civil traffic infraction activity. The change more accurately distinguishes judicially involved infractions from infractions simply handled by fines.

Circuit and County Court Filings by Circuit for FY 2001-02



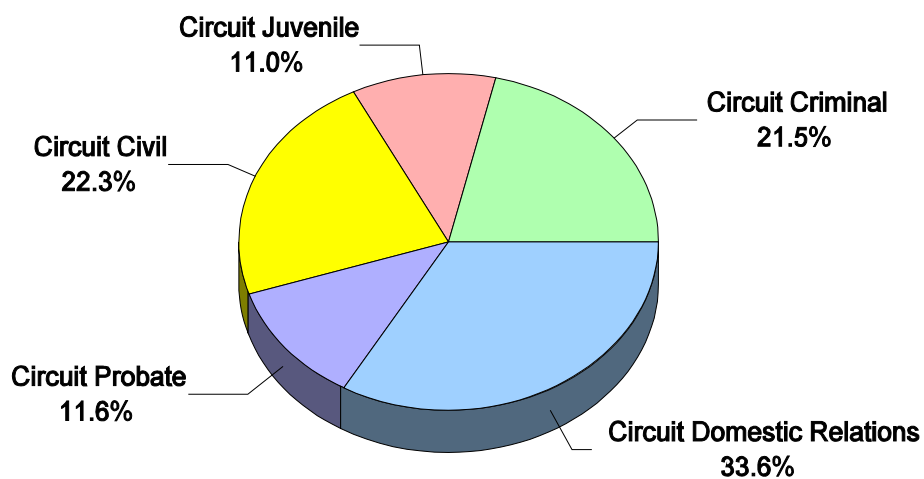
Overall Statistics ❖ Filings

CIRCUIT AND COUNTY COURT FILINGS													
Statewide by Division and Month													
FY 2001-02													
	Jul	Aug	Sep	Oct	Nov	Dec	Jan	Feb	Mar	Apr	May	Jun	Total
Circuit													834,648
Criminal	14,909	16,574	12,975	16,390	14,302	13,259	15,436	14,602	14,888	15,198	16,382	14,842	179,757
Civil	14,202	15,498	13,146	17,353	14,762	14,108	16,986	15,933	15,473	15,928	17,648	15,181	186,218
Domestic Relations	22,811	24,818	20,061	24,621	20,552	18,943	23,028	23,553	24,516	27,267	26,390	23,897	280,457
Probate	7,969	8,527	6,980	8,545	7,184	7,031	8,133	8,015	8,535	9,074	8,760	7,959	96,712
Juvenile	7,731	7,431	6,451	8,408	6,877	6,827	8,213	7,400	7,672	8,270	8,540	7,684	91,504
County													2,438,084
Criminal	80,052	80,536	75,579	78,023	76,126	73,735	79,906	76,148	84,478	83,343	85,383	80,726	954,035
Civil*	130,388	136,882	122,368	132,386	132,789	112,213	131,076	122,789	120,442	118,296	115,147	109,273	1,484,049
Total	278,062	290,266	257,560	285,726	272,592	246,116	282,778	268,440	276,004	277,376	278,250	259,562	3,272,732

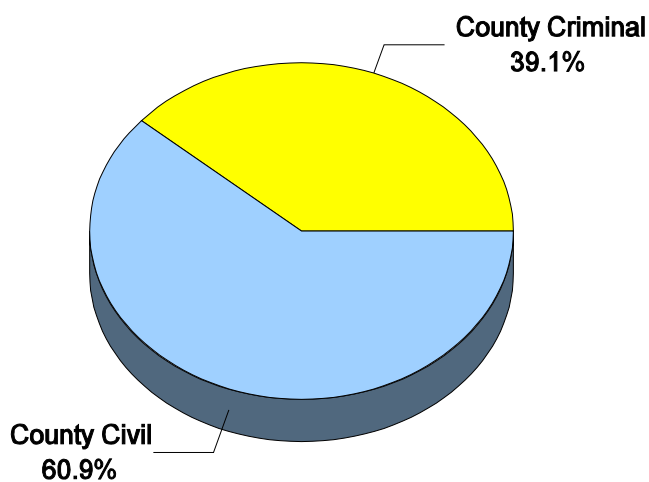
*County Civil includes Small Claims, Civil, Other Civil, Evictions, and Civil Traffic Infraction filings. However, these data do not include all Civil Traffic Infractions reported to the Department of Highway Safety and Motor Vehicles. They only represent those Civil Traffic Infraction filings involving a judge or hearing officer.

Overall Statistics ❖ Filings

Circuit Court Filings by Division for FY 2001-02

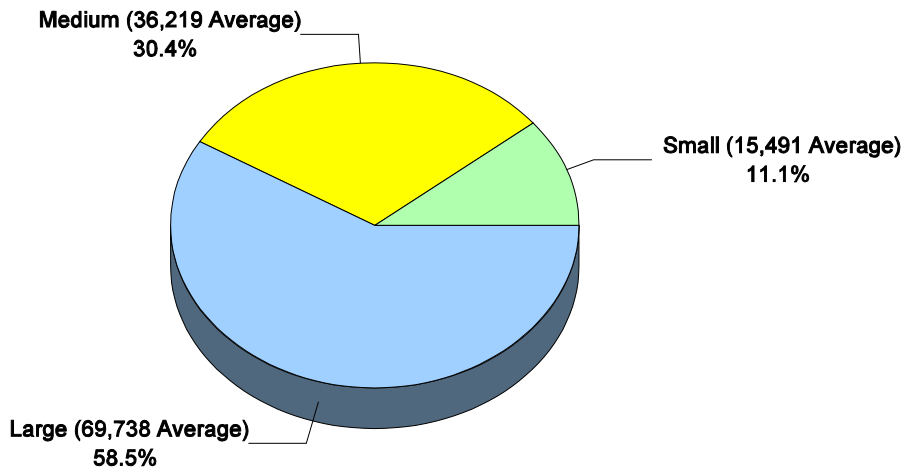


County Court Filings by Division for FY 2001-02



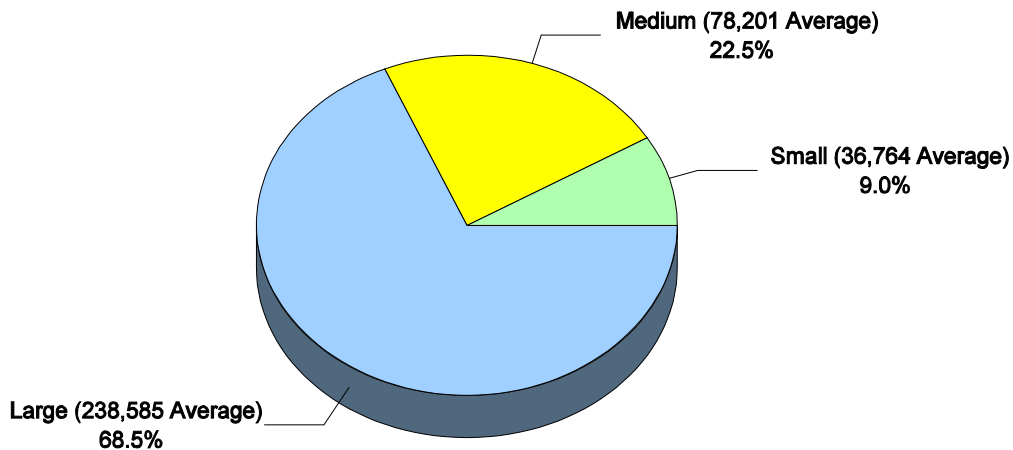
Circuit Court Filings by Circuit Size*

FY 2001-02



County Court Filings by Circuit Size*

FY 2001-02



*Small Circuits- 2nd, 3rd, 8th, 14th, 16th, 19th;
Medium Circuits- 1st, 5th, 7th, 10th, 12th, 18th, 20th;
Large Circuits- 4th, 6th, 9th, 11th, 13th, 15th, 17th (as defined in the Glossary).

Overall Statistics ❖ Filings

CIRCUIT AND COUNTY COURT FILINGS								
by Division and Circuit/County								
FY 2001-02								
Circuit/County	Circuit					County		Total
	Criminal	Civil	Domestic Relations	Probate	Juvenile	Criminal	Civil*	
Circuit 1	9,111	5,525	12,787	3,846	4,244	29,915	28,468	93,896
Escambia	5,753	2,640	6,564	1,972	2,042	14,025	12,785	45,781
Okaloosa	1,331	1,299	3,350	1,125	1,175	6,151	9,263	23,694
Santa Rosa	989	1,053	1,938	503	797	6,122	4,626	16,028
Walton	1,038	533	935	246	230	3,617	1,794	8,393
Circuit 2	5,545	4,098	6,032	2,193	2,032	26,816	27,690	74,406
Franklin	267	103	260	86	80	865	748	2,409
Gadsden	663	423	1,199	415	435	2,684	2,444	8,263
Jefferson	279	134	313	85	51	663	1,195	2,720
Leon	3,907	3,135	3,808	1,447	1,293	20,878	21,655	56,123
Liberty	80	36	116	33	38	362	651	1,316
Wakulla	349	267	336	127	135	1,364	997	3,575
Circuit 3	1,749	1,609	4,099	1,159	1,097	9,563	9,672	28,948
Columbia	849	642	1,422	427	376	3,968	3,472	11,156
Dixie	51	112	293	87	24	649	574	1,790
Hamilton	163	150	287	56	89	678	872	2,295
Lafayette	32	45	137	40	29	123	286	692
Madison	102	167	389	123	124	1,006	2,074	3,985
Suwannee	367	256	971	260	361	1,872	1,476	5,563
Taylor	185	237	600	166	94	1,267	918	3,467
Circuit 4	8,923	10,791	21,755	4,850	4,104	79,604	83,616	213,643
Clay	998	1,050	2,226	416	950	6,450	5,632	17,722
Duval	7,262	9,264	18,343	4,192	2,817	70,067	76,031	187,976
Nassau	663	477	1,186	242	337	3,087	1,953	7,945

Overall Statistics ❖ Filings

CIRCUIT AND COUNTY COURT FILINGS, Continued								
by Division and Circuit/County								
FY 2001-02								
Circuit/County	Circuit					County		Total
	Criminal	Civil	Domestic Relations	Probate	Juvenile	Criminal	Civil*	
Circuit 5	8,835	6,939	14,091	5,714	5,280	29,242	32,896	102,997
Citrus	903	890	1,633	913	565	3,204	3,843	11,951
Hernando	1,147	1,209	2,332	1,521	629	3,648	5,155	15,641
Lake	2,277	1,799	3,661	1,333	1,570	8,397	8,944	27,981
Marion	4,072	2,746	5,590	1,701	2,219	12,572	11,841	40,741
Sumter	436	295	875	246	297	1,421	3,113	6,683
Circuit 6	14,804	12,681	20,541	10,054	7,741	67,343	64,406	197,570
Pasco	3,311	3,202	6,175	2,832	2,234	13,309	15,977	47,040
Pinellas	11,493	9,479	14,366	7,222	5,507	54,034	48,429	150,530
Circuit 7	7,423	6,941	12,268	4,750	4,131	53,645	43,768	132,926
Flagler	449	512	825	385	244	2,237	2,641	7,293
Putnam	731	640	2,061	325	583	5,392	3,573	13,305
St. Johns	1,354	1,046	1,542	720	616	6,390	6,176	17,844
Volusia	4,889	4,743	7,840	3,320	2,688	39,626	31,378	94,484
Circuit 8	6,441	2,492	5,738	1,915	2,147	23,966	21,619	64,318
Alachua	5,186	1,399	3,400	1,290	1,464	17,721	15,874	46,334
Baker	192	183	461	205	111	1,202	1,181	3,535
Bradford	427	229	506	108	112	1,725	2,152	5,259
Gilchrist	82	152	334	47	60	514	380	1,569
Levy	345	431	742	212	270	2,523	1,703	6,226
Union	209	98	295	53	130	281	329	1,395
Circuit 9	14,930	14,660	22,150	4,004	8,395	62,586	87,581	214,306
Orange	12,177	11,822	18,289	3,248	6,845	52,230	73,220	177,831
Osceola	2,753	2,838	3,861	756	1,550	10,356	14,361	36,475

Overall Statistics ❖ Filings

CIRCUIT AND COUNTY COURT FILINGS, Continued								
by Division and Circuit/County								
FY 2001-02								
Circuit/County	Circuit					County		Total
	Criminal	Civil	Domestic Relations	Probate	Juvenile	Criminal	Civil*	
Circuit 10	8,051	6,414	12,709	4,002	5,993	40,350	35,367	112,886
Hardee	301	237	568	103	339	1,849	1,391	4,788
Highlands	859	682	1,487	845	654	3,704	3,216	11,447
Polk	6,891	5,495	10,654	3,054	5,000	34,797	30,760	96,651
Circuit 11	25,126	32,312	34,359	9,488	9,616	147,663	391,653	650,217
Dade	25,126	32,312	34,359	9,488	9,616	147,663	391,653	650,217
Circuit 12	4,269	5,217	10,057	5,145	2,956	24,084	29,824	81,552
Desoto	333	272	594	147	138	1,496	1,240	4,220
Manatee	911	2,015	4,637	1,834	1,513	10,983	12,072	33,965
Sarasota	3,025	2,930	4,826	3,164	1,305	11,605	16,512	43,367
Circuit 13	14,228	12,646	20,553	5,448	5,707	61,857	62,826	183,265
Hillsborough	14,228	12,646	20,553	5,448	5,707	61,857	62,826	183,265
Circuit 14	3,657	2,529	5,727	1,652	1,791	21,108	14,657	51,121
Bay	1,961	1,456	3,264	1,023	1,291	14,406	10,168	33,569
Calhoun	359	130	369	51	51	831	781	2,572
Gulf	235	224	255	85	26	697	564	2,086
Holmes	447	129	420	90	79	1,696	520	3,381
Jackson	416	360	1,023	272	205	2,258	1,577	6,111
Washington	239	230	396	131	139	1,220	1,047	3,402
Circuit 15	10,881	14,916	15,561	8,026	4,137	60,720	114,324	228,565
Palm Beach	10,881	14,916	15,561	8,026	4,137	60,720	114,324	228,565
Circuit 16	1,575	956	1,497	494	477	6,778	6,462	18,239
Monroe	1,575	956	1,497	494	477	6,778	6,462	18,239

Overall Statistics ❖ Filings

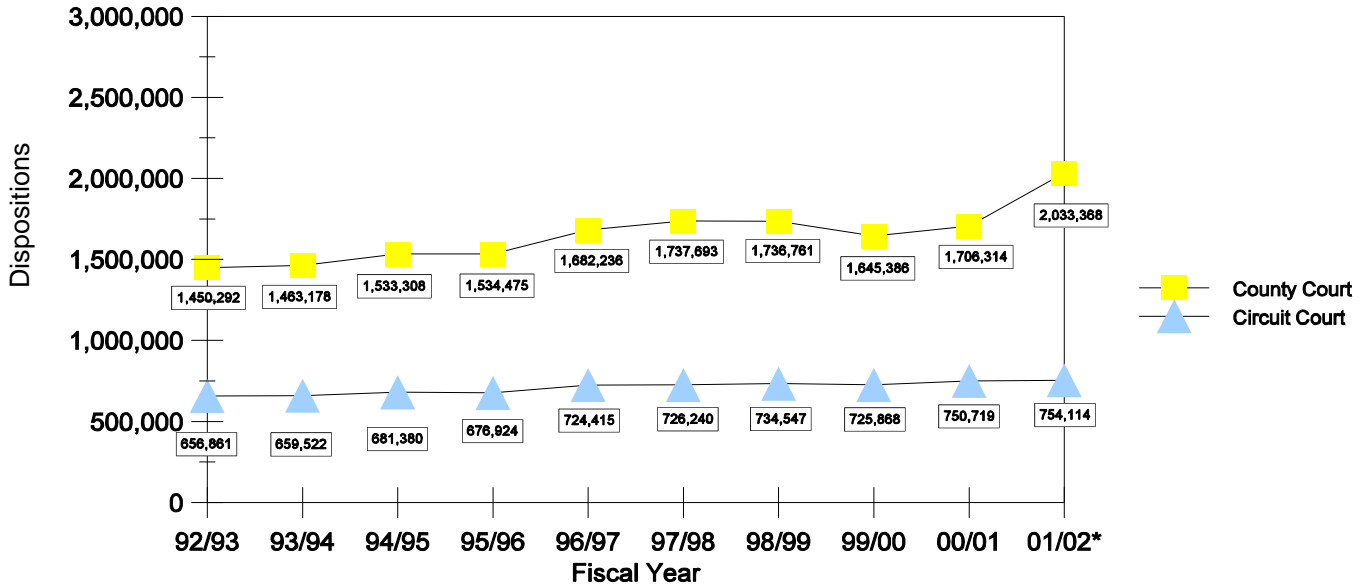
CIRCUIT AND COUNTY COURT FILINGS, Continued								
by Division and Circuit/County								
FY 2001-02								
Circuit/County	Circuit					County		Total
	Criminal	Civil	Domestic Relations	Probate	Juvenile	Criminal	Civil*	
Circuit 17	15,745	23,441	26,869	9,964	8,763	91,224	294,689	470,695
Broward	15,745	23,441	26,869	9,964	8,763	91,224	294,689	470,695
Circuit 18	6,685	7,194	12,347	3,988	4,256	46,475	57,474	138,419
Brevard	3,498	4,119	7,595	2,649	2,671	31,603	30,673	82,808
Seminole	3,187	3,075	4,752	1,339	1,585	14,872	26,801	55,611
Circuit 19	4,930	4,116	8,454	3,506	3,236	24,463	27,792	76,497
Indian River	1,410	860	1,911	971	669	5,312	4,465	15,598
Martin	1,145	1,093	1,688	813	736	6,971	5,700	18,146
Okeechobee	468	321	932	178	339	1,656	1,585	5,479
St. Lucie	1,907	1,842	3,923	1,544	1,492	10,524	16,042	37,274
Circuit 20	6,849	10,741	12,863	6,514	5,401	46,633	49,265	138,266
Charlotte	1,016	1,506	1,873	1,447	740	3,812	4,919	15,313
Collier	2,117	3,142	3,111	1,890	1,305	14,975	11,735	38,275
Glades	99	65	174	32	26	744	821	1,961
Hendry	401	292	621	95	382	2,549	1,703	6,043
Lee	3,216	5,736	7,084	3,050	2,948	24,553	30,087	76,674
State Total	179,757	186,218	280,457	96,712	91,504	954,035	1,484,049	3,272,732

*County Civil includes Small Claims, Civil, Other Civil, Evictions, and Civil Traffic Infraction filings. However, these data do not include all Civil Traffic Infractions reported to the Department of Highway Safety and Motor Vehicles. They only represent those Civil Traffic Infraction filings involving a judge or hearing officer.

Overall Statistics ❖ Dispositions

Circuit and County Court Dispositions

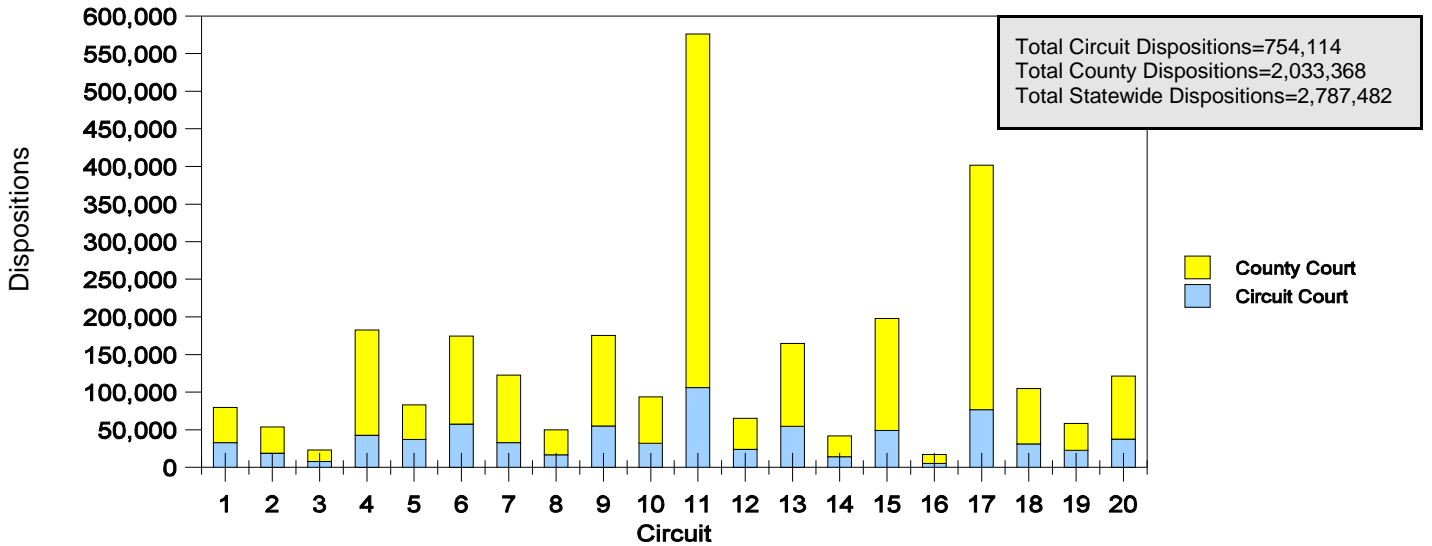
FY 1992-93 to FY 2001-02*



*The increase in county court dispositions for fiscal year 2001-02 is due, in part, to a change in methodology used to identify civil traffic infraction activity. The change more accurately distinguishes judicially involved infractions from infractions simply handled by fines.

Circuit and County Court Dispositions

by Circuit for FY 2001-02



Overall Statistics ❖ Dispositions

CIRCUIT AND COUNTY COURT DISPOSITIONS													
Statewide by Division and Month													
FY 2001-02													
	Jul	Aug	Sep	Oct	Nov	Dec	Jan	Feb	Mar	Apr	May	Jun	Total
Circuit													754,114
Criminal	13,854	15,496	12,266	15,965	13,971	11,228	14,906	14,593	13,870	15,124	14,999	13,616	169,888
Civil	13,171	14,259	10,640	14,294	12,852	10,763	14,325	13,440	14,339	15,283	15,712	12,978	162,056
Domestic Relations	20,919	22,187	17,993	23,701	19,428	17,718	20,465	19,543	20,169	22,825	24,148	20,485	249,581
Probate	6,786	7,642	6,240	8,121	6,762	6,020	7,351	6,889	7,480	8,064	7,811	6,935	86,101
Juvenile*	7,480	8,183	6,211	8,121	7,096	5,500	7,630	7,145	7,137	7,892	7,493	6,600	86,488
County													2,033,368
Criminal	64,513	66,945	59,771	65,807	60,861	56,422	65,392	65,893	67,191	70,839	70,411	68,094	782,139
Civil**	109,328	115,910	97,617	118,896	110,945	98,555	108,575	104,246	99,618	97,927	96,337	93,275	1,251,229
Total	236,051	250,622	210,738	254,905	231,915	206,206	238,644	231,749	229,804	237,954	236,911	221,983	2,787,482

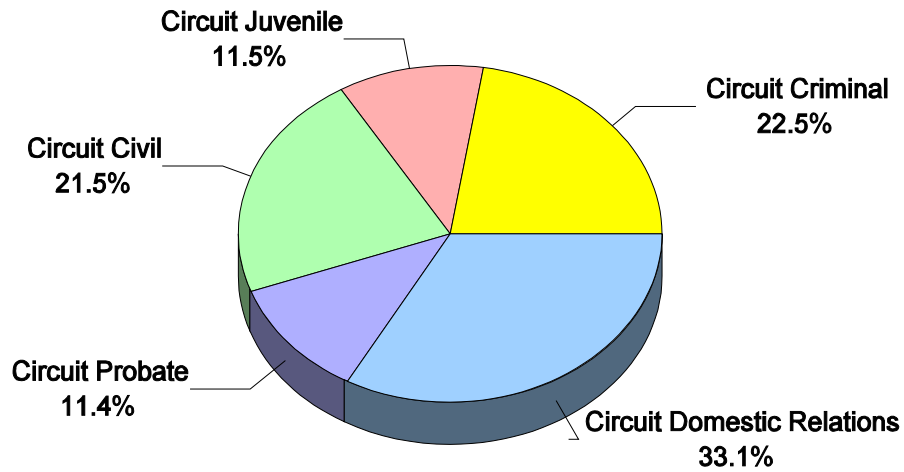
* Juvenile includes Delinquency and Dependency Dispositions with the exception of Termination of Parental Rights Dispositions.

**County Civil includes Small Claims, Civil, Other Civil, Evictions, and Civil Traffic Infraction dispositions. However, these data do not include all Civil Traffic Infractions reported to the Department of Highway Safety and Motor Vehicles. They only represent those Civil Traffic Infraction dispositions involving a judge or hearing officer.

Overall Statistics ❖ Dispositions

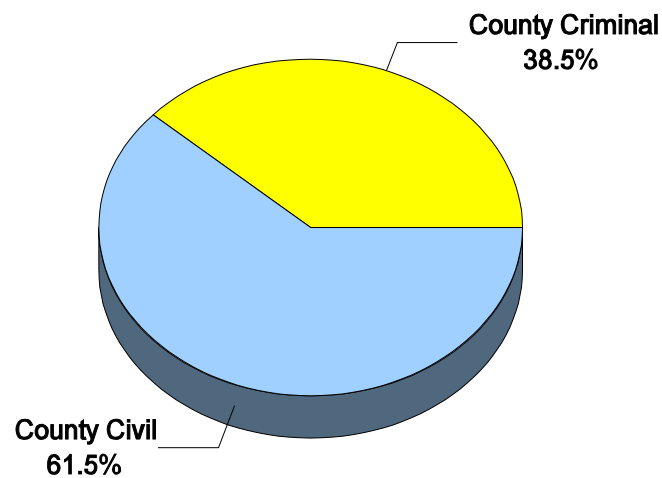
Circuit Court Dispositions

by Division for FY 2001-02



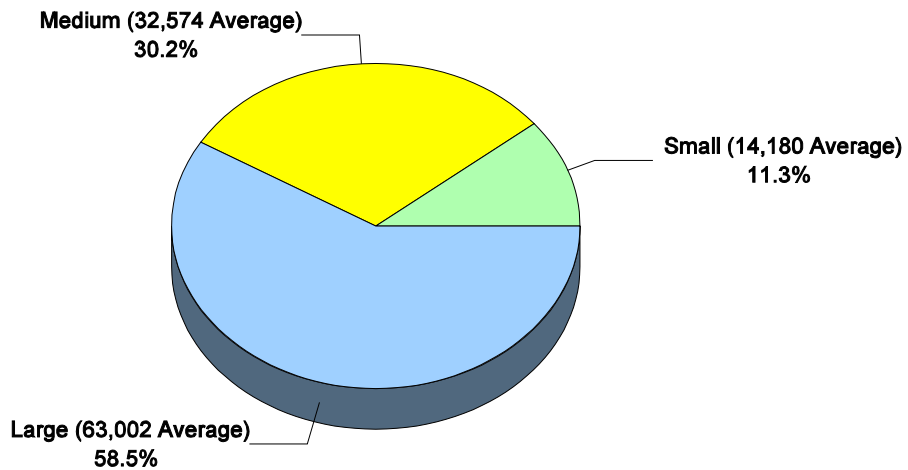
County Court Dispositions

by Division for FY 2001-02



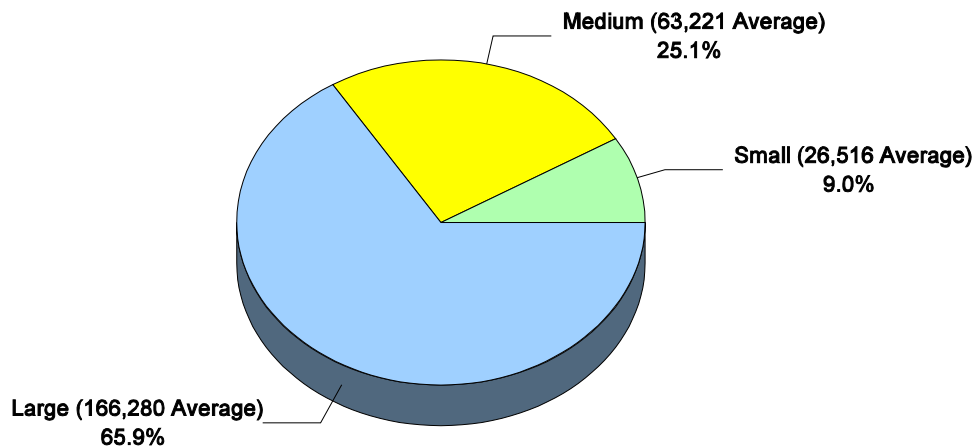
Circuit Court Dispositions by Circuit Size*

FY 2001-02



County Court Dispositions by Circuit Size*

FY 2001-02



*Small Circuits- 2nd, 3rd, 8th, 14th, 16th, 19th;
Medium Circuits- 1st, 5th, 7th, 10th, 12th, 18th, 20th;
Large Circuits- 4th, 6th, 9th, 11th, 13th, 15th, 17th (as defined in the Glossary).

Overall Statistics ❖ Dispositions

CIRCUIT AND COUNTY COURT DISPOSITIONS by Division and Circuit/County FY 2001-02

Circuit/County	Circuit					County		Total
	Criminal	Civil	Domestic Relations	Probate	Juvenile*	Criminal	Civil**	
Circuit 1	8,202	4,990	12,103	3,464	4,238	26,751	19,887	79,635
Escambia	5,064	2,505	6,295	1,987	1,677	13,409	8,729	39,666
Okaloosa	1,278	1,102	3,105	796	1,547	5,439	7,484	20,751
Santa Rosa	913	879	1,811	468	794	4,812	2,014	11,691
Walton	947	504	892	213	220	3,091	1,660	7,527
Circuit 2	5,627	3,421	5,980	1,833	1,818	14,994	20,192	53,865
Franklin	253	24	352	42	77	772	848	2,368
Gadsden	639	337	1,267	354	452	1,486	2,804	7,339
Jefferson	357	80	273	66	28	514	407	1,725
Leon	3,990	2,742	3,684	1,309	1,080	11,025	14,559	38,389
Liberty	75	24	121	15	53	258	705	1,251
Wakulla	313	214	283	47	128	939	869	2,793
Circuit 3	1,589	1,128	3,480	835	964	8,321	6,749	23,066
Columbia	873	365	1,327	297	284	3,513	2,436	9,095
Dixie	36	80	215	46	122	624	513	1,636
Hamilton	67	96	205	28	67	454	691	1,608
Lafayette	26	9	71	1	27	84	170	388
Madison	152	117	307	105	123	830	854	2,488
Suwannee	286	249	876	225	313	1,811	984	4,744
Taylor	149	212	479	133	28	1,005	1,101	3,107
Circuit 4	8,508	9,206	17,700	4,353	2,688	60,899	79,252	182,606
Clay	979	900	1,860	322	803	5,417	5,431	15,712
Duval	6,926	7,953	14,806	3,881	1,501	53,041	71,895	160,003
Nassau	603	353	1,034	150	384	2,441	1,926	6,891

Overall Statistics ❖ Dispositions

CIRCUIT AND COUNTY COURT DISPOSITIONS, Continued by Division and Circuit/County FY 2001-02

Circuit/County	Circuit					County		Total
	Criminal	Civil	Domestic Relations	Probate	Juvenile*	Criminal	Civil**	
Circuit 5	8,978	6,135	12,309	4,958	4,800	23,704	22,225	83,109
Citrus	921	796	1,523	832	553	2,903	2,854	10,382
Hernando	1,238	1,004	1,945	1,058	221	3,102	4,886	13,454
Lake	2,171	1,514	3,083	1,265	1,178	7,171	5,896	22,278
Marion	4,200	2,563	5,014	1,584	2,528	9,380	7,088	32,357
Sumter	448	258	744	219	320	1,148	1,501	4,638
Circuit 6	12,814	11,001	17,293	10,108	6,105	58,032	58,993	174,346
Pasco	2,798	2,439	5,204	2,780	1,518	10,690	9,554	34,983
Pinellas	10,016	8,562	12,089	7,328	4,587	47,342	49,439	139,363
Circuit 7	7,395	6,184	11,007	4,743	3,786	46,061	43,745	122,921
Flagler	362	465	699	404	284	2,309	1,389	5,912
Putnam	778	598	1,650	307	458	4,993	2,930	11,714
St. Johns	1,307	824	1,530	513	469	5,899	11,205	21,747
Volusia	4,948	4,297	7,128	3,519	2,575	32,860	28,221	83,548
Circuit 8	4,441	2,446	5,733	1,957	2,025	18,967	14,475	50,044
Alachua	3,267	1,434	3,590	1,303	1,535	13,185	9,509	33,823
Baker	175	169	396	249	82	908	1,019	2,998
Bradford	328	287	463	117	69	1,416	2,089	4,769
Gilchrist	63	126	275	16	46	508	344	1,378
Levy	470	350	735	214	242	2,701	1,295	6,007
Union	138	80	274	58	51	249	219	1,069
Circuit 9	14,268	12,845	16,094	3,782	7,897	55,082	65,471	175,439
Orange	11,545	10,442	12,457	3,112	6,917	44,759	55,358	144,590
Osceola	2,723	2,403	3,637	670	980	10,323	10,113	30,849

Overall Statistics ❖ Dispositions

CIRCUIT AND COUNTY COURT DISPOSITIONS, Continued								
by Division and Circuit/County								
FY 2001-02								
Circuit/County	Circuit					County		Total
	Criminal	Civil	Domestic Relations	Probate	Juvenile*	Criminal	Civil**	
Circuit 10	6,189	5,120	12,398	3,448	4,857	32,504	28,991	93,507
Hardee	182	181	476	105	278	1,294	925	3,441
Highlands	486	642	1,301	750	856	2,650	2,083	8,768
Polk	5,521	4,297	10,621	2,593	3,723	28,560	25,983	81,298
Circuit 11	23,886	30,792	31,472	8,159	11,496	118,790	351,620	576,215
Dade	23,886	30,792	31,472	8,159	11,496	118,790	351,620	576,215
Circuit 12	3,846	3,843	8,919	4,175	3,198	20,795	20,352	65,128
Desoto	453	222	527	83	252	1,346	1,008	3,891
Manatee	791	1,528	4,068	1,638	1,474	8,530	8,213	26,242
Sarasota	2,602	2,093	4,324	2,454	1,472	10,919	11,131	34,995
Circuit 13	13,490	10,520	18,106	5,469	7,201	54,391	55,572	164,749
Hillsborough	13,490	10,520	18,106	5,469	7,201	54,391	55,572	164,749
Circuit 14	3,333	2,420	5,392	1,439	1,578	16,857	10,874	41,893
Bay	2,044	1,448	3,134	989	1,081	12,101	7,635	28,432
Calhoun	247	120	368	29	66	653	799	2,282
Gulf	184	212	230	34	19	577	222	1,478
Holmes	376	152	515	92	62	1,196	410	2,803
Jackson	379	322	850	227	298	1,436	1,608	5,120
Washington	103	166	295	68	52	894	200	1,778
Circuit 15	11,281	12,030	14,396	7,283	3,948	50,904	97,949	197,791
Palm Beach	11,281	12,030	14,396	7,283	3,948	50,904	97,949	197,791
Circuit 16	1,919	941	1,464	488	405	5,525	6,372	17,114
Monroe	1,919	941	1,464	488	405	5,525	6,372	17,114

Overall Statistics ❖ Dispositions

CIRCUIT AND COUNTY COURT DISPOSITIONS, Continued								
by Division and Circuit/County								
FY 2001-02								
Circuit/County	Circuit					County		Total
	Criminal	Civil	Domestic Relations	Probate	Juvenile*	Criminal	Civil**	
Circuit 17	16,173	21,659	24,901	6,036	8,056	78,070	246,677	401,572
Broward	16,173	21,659	24,901	6,036	8,056	78,070	246,677	401,572
Circuit 18	6,478	5,687	11,509	3,668	3,975	31,558	41,848	104,723
Brevard	3,572	2,845	7,123	2,046	2,402	15,543	13,317	46,848
Seminole	2,906	2,842	4,386	1,622	1,573	16,015	28,531	57,875
Circuit 19	5,332	3,495	7,221	3,486	2,889	18,615	17,153	58,191
Indian River	1,873	788	1,940	914	501	4,574	3,945	14,535
Martin	1,220	907	1,423	982	478	5,459	6,305	16,774
Okeechobee	415	370	1,010	196	334	1,412	1,364	5,101
St. Lucie	1,824	1,430	2,848	1,394	1,576	7,170	5,539	21,781
Circuit 20	6,139	8,193	12,104	6,417	4,564	41,319	42,832	121,568
Charlotte	890	1,118	1,676	1,503	734	3,320	6,567	15,808
Collier	1,983	2,006	3,095	2,028	1,091	14,047	7,594	31,844
Glades	73	39	101	24	16	549	290	1,092
Hendry	312	242	566	79	305	2,314	1,844	5,662
Lee	2,881	4,788	6,666	2,783	2,418	21,089	26,537	67,162
State Total	169,888	162,056	249,581	86,101	86,488	782,139	1,251,229	2,787,482

* Juvenile includes Delinquency and Dependency Dispositions with the exception of Termination of Parental Rights Dispositions.

**County Civil includes Small Claims, Civil, Other Civil, Evictions, and Civil Traffic Infraction dispositions. However, these data do not include all Civil Traffic Infractions reported to the Department of Highway Safety and Motor Vehicles. They only represent those Civil Traffic Infraction dispositions after a hearing by a judge or hearing officer.

- This page intentionally left blank -