

Circuit Civil ❖ **Overview**

The Circuit Civil division includes the following four categories of civil cases: professional malpractice and product liability, auto and other negligence, contracts, and other circuit civil. Within these categories are the following case types:

Professional Malpractice and Product Liability - professional malpractice and product liability

Auto and Other Negligence - auto negligence and other negligence

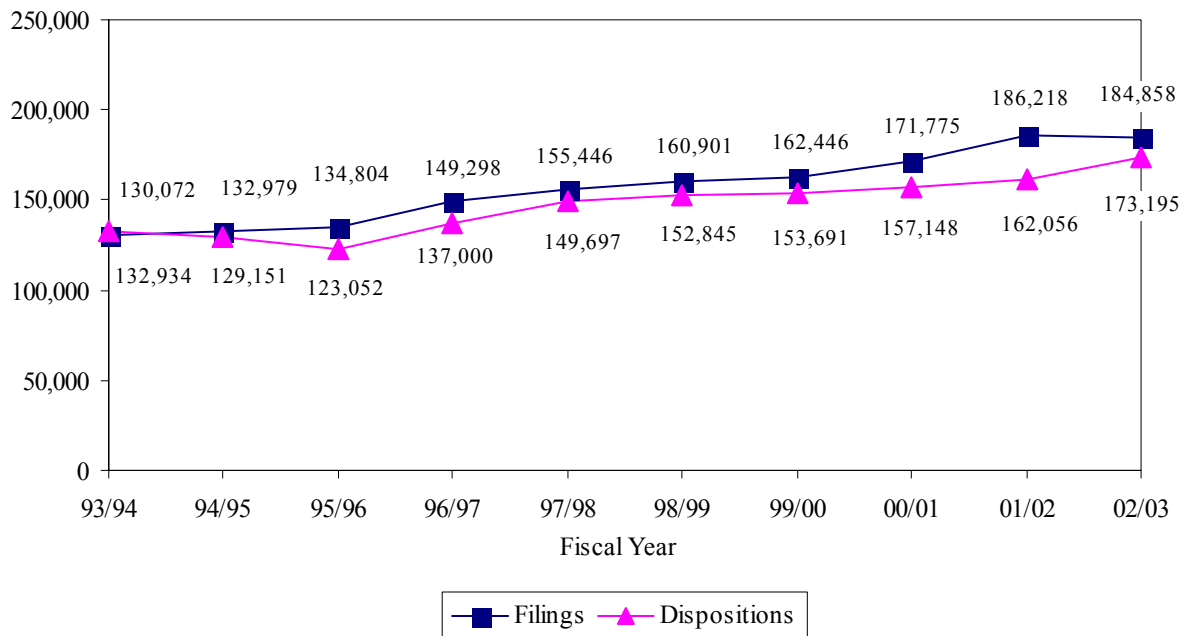
Contracts - condominium, contract and indebtedness, real property, and mortgage foreclosure

Other Circuit Civil - eminent domain and other⁴

In the Circuit Civil division, *Filings* correspond to each complaint or petition filed. *Dispositions* correspond to each complaint or petition disposed. *Jury Trials* are defined as trials in which a group of citizens are impaneled, selected and sworn to determine the issues of fact in a case.

CIRCUIT CIVIL FILINGS & DISPOSITIONS

FY 1993-94 to FY 2002-03

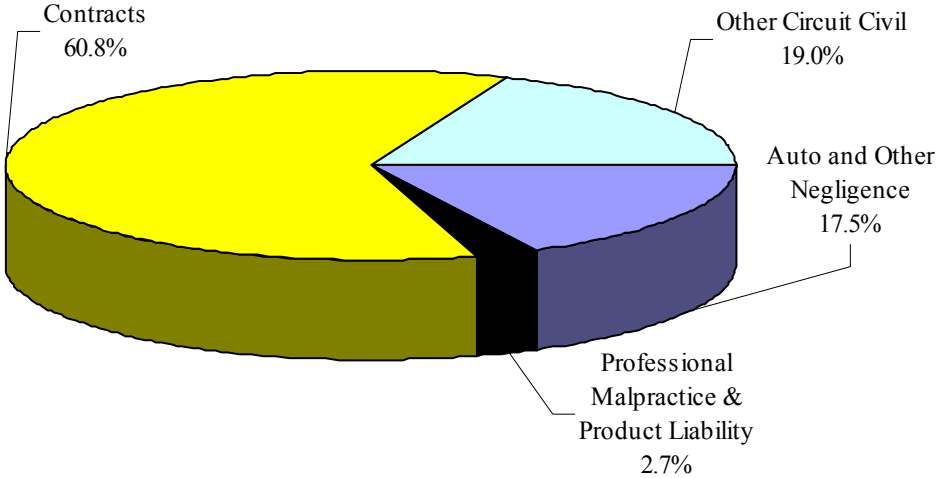


⁴Examples of other cases include: declaratory judgments, injunctions, administrative agency appeals, bond estreatures, replevins, habeas corpus proceedings, forfeitures, interpleaders, and other similar events.

CIRCUIT CIVIL FILINGS
Statewide by Category, Case Type, and Month
FY 2002-03

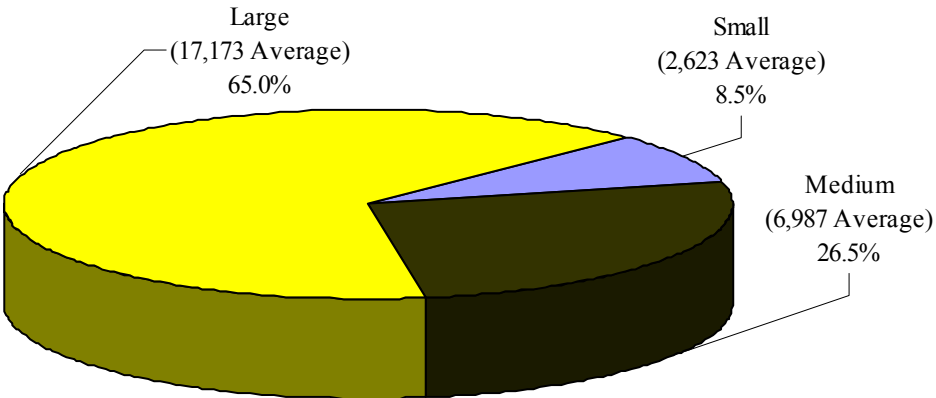
Category/ Case Type	Jul	Aug	Sep	Oct	Nov	Dec	Jan	Feb	Mar	Apr	May	Jun	Total
Professional Malpractice and Product Liability	389	349	365	722	435	311	445	378	288	575	321	363	4,941
Professional Malpractice	205	203	191	256	186	175	201	221	181	202	175	209	2,405
Product Liability	184	146	174	466	249	136	244	157	107	373	146	154	2,536
Auto and Other Negligence	2,704	2,632	2,439	2,762	2,470	2,436	2,857	3,043	2,807	2,766	2,884	2,628	32,428
Auto Negligence	1,606	1,560	1,433	1,623	1,423	1,479	1,726	1,832	1,714	1,687	1,656	1,560	19,299
Other Negligence	1,098	1,072	1,006	1,139	1,047	957	1,131	1,211	1,093	1,079	1,228	1,068	13,129
Contracts	9,829	9,831	8,906	10,550	8,709	9,099	10,327	9,897	9,349	8,667	8,642	8,538	112,344
Condominium	30	19	20	18	30	31	26	23	13	26	17	24	277
Contract & Indebtedness	2,847	2,677	2,612	3,007	2,424	2,368	2,784	2,988	2,823	2,716	2,664	2,728	32,638
Real Property & Mortgage Foreclosure	6,952	7,135	6,274	7,525	6,255	6,700	7,517	6,886	6,513	5,925	5,961	5,786	79,429
Other Circuit Civil	3,044	3,166	2,705	3,118	2,532	2,985	2,759	2,943	2,922	2,926	2,765	3,280	35,145
Eminent Domain	462	347	210	139	129	365	155	116	151	157	138	434	2,803
Other	2,582	2,819	2,495	2,979	2,403	2,620	2,604	2,827	2,771	2,769	2,627	2,846	32,342
Total	15,966	15,978	14,415	17,152	14,146	14,831	16,388	16,261	15,366	14,934	14,612	14,809	184,858

CIRCUIT CIVIL FILINGS
by Category
FY 2002-03



3

CIRCUIT CIVIL FILINGS
*by Circuit Size**
FY 2002-03



*Small Circuits- 2nd, 3rd, 8th, 14th, 16th, 19th;
Medium Circuits- 1st, 5th, 7th, 10th, 12th, 18th, 20th;
Large Circuits- 4th, 6th, 9th, 11th, 13th, 15th, 17th (as defined in the Glossary).

CIRCUIT CIVIL FILINGS
by Case Type and Circuit
FY 2002-03

Circuit	Professional Malpractice	Product Liability	Auto Negligence	Other Negligence	Condominium	Contract & Indebtedness	Real Property & Mortgage Foreclosure	Eminent Domain	Other	Total
1	76	55	537	241	2	924	2,625	64	1,034	5,558
2	62	6	356	224	1	406	1,191	138	1,723	4,107
3	17	3	107	65	1	158	627	1	558	1,537
4	137	56	1,199	762	0	1,530	5,560	395	1,507	11,146
5	79	12	545	348	1	846	3,828	108	1,337	7,104
6	165	23	1,625	1,164	2	2,752	5,847	97	1,366	13,041
7	89	52	890	522	14	860	3,363	92	1,119	7,001
8	36	4	178	115	0	435	1,065	8	498	2,339
9	163	58	1,431	973	146	2,315	7,538	31	2,349	15,004
10	72	12	500	243	1	630	3,375	30	1,501	6,364
11	328	874	2,926	2,806	49	5,601	13,050	23	5,810	31,467
12	87	19	500	344	11	855	2,084	133	1,165	5,198
13	222	166	2,104	968	0	2,439	5,349	104	1,886	13,238
14	21	12	189	122	16	414	916	43	820	2,553
15	235	513	1,870	1,145	0	3,266	4,721	84	2,425	14,259
16	10	1	80	98	1	144	292	0	330	956
17	315	584	2,106	1,746	19	4,899	8,511	33	3,845	22,058
18	98	27	797	448	3	1,253	3,533	54	939	7,152
19	79	18	511	250	3	809	1,641	49	886	4,246
20	114	41	848	545	7	2,102	4,313	1,316	1,244	10,530
Total	2,405	2,536	19,299	13,129	277	32,638	79,429	2,803	32,342	184,858

CIRCUIT CIVIL FILINGS
by Category and Circuit/County
FY 2002-03

Circuit/County	Professional Malpractice & Product Liability	Auto & Other Negligence	Contracts	Other Circuit Civil	Total
Circuit 1	131	778	3,551	1,098	5,558
Escambia	85	413	1,772	416	2,686
Okaloosa	27	210	732	307	1,276
Santa Rosa	10	102	718	201	1,031
Walton	9	53	329	174	565
Circuit 2	68	580	1,598	1,861	4,107
Franklin	2	13	61	50	126
Gadsden	6	81	243	113	443
Jefferson	2	13	57	51	123
Leon	55	439	1,079	1,483	3,056
Liberty	0	7	23	26	56
Wakulla	3	27	135	138	303
Circuit 3	20	172	786	559	1,537
Columbia	12	93	340	182	627
Dixie	0	3	68	33	104
Hamilton	3	15	57	97	172
Lafayette	0	1	19	41	61
Madison	2	20	61	82	165
Suwannee	2	26	169	66	263
Taylor	1	14	72	58	145
Circuit 4	193	1,961	7,090	1,902	11,146
Clay	11	131	824	165	1,131
Duval	181	1,773	5,927	1,620	9,501
Nassau	1	57	339	117	514

CIRCUIT CIVIL FILINGS, Continued
by Category and Circuit/County
FY 2002-03

Circuit/County	Professional Malpractice & Product Liability	Auto & Other Negligence	Contracts	Other Circuit Civil	Total
Circuit 5	91	893	4,675	1,445	7,104
Citrus	8	126	643	211	988
Hernando	21	183	771	264	1,239
Lake	21	207	1,245	264	1,737
Marion	40	336	1,819	491	2,686
Sumter	1	41	197	215	454
Circuit 6	188	2,789	8,601	1,463	13,041
Pasco	33	573	2,419	400	3,425
Pinellas	155	2,216	6,182	1,063	9,616
Circuit 7	141	1,412	4,237	1,211	7,001
Flagler	3	74	337	178	592
Putnam	5	94	392	147	638
St. Johns	18	151	633	207	1,009
Volusia	115	1,093	2,875	679	4,762
Circuit 8	40	293	1,500	506	2,339
Alachua	33	206	867	214	1,320
Baker	0	13	88	85	186
Bradford	5	22	168	64	259
Gilchrist	0	9	95	25	129
Levy	1	24	234	95	354
Union	1	19	48	23	91
Circuit 9	221	2,404	9,999	2,380	15,004
Orange	194	2,123	7,782	2,000	12,099
Osceola	27	281	2,217	380	2,905

3

CIRCUIT CIVIL FILINGS, Continued
by Category and Circuit/County
FY 2002-03

Circuit/County	Professional Malpractice & Product Liability	Auto & Other Negligence	Contracts	Other Circuit Civil	Total
Circuit 10	84	743	4,006	1,531	6,364
Hardee	1	19	117	83	220
Highlands	18	93	427	164	702
Polk	65	631	3,462	1,284	5,442
Circuit 11	1,202	5,732	18,700	5,833	31,467
Dade	1,202	5,732	18,700	5,833	31,467
Circuit 12	106	844	2,950	1,298	5,198
Desoto	1	25	139	95	260
Manatee	46	363	1,153	397	1,959
Sarasota	59	456	1,658	806	2,979
Circuit 13	388	3,072	7,788	1,990	13,238
Hillsborough	388	3,072	7,788	1,990	13,238
Circuit 14	33	311	1,346	863	2,553
Bay	30	233	918	371	1,552
Calhoun	0	3	44	81	128
Gulf	1	3	69	75	148
Holmes	1	16	83	91	191
Jackson	1	38	143	134	316
Washington	0	18	89	111	218
Circuit 15	748	3,015	7,987	2,509	14,259
Palm Beach	748	3,015	7,987	2,509	14,259
Circuit 16	11	178	437	330	956
Monroe	11	178	437	330	956

CIRCUIT CIVIL FILINGS, Continued
by Category and Circuit/County
FY 2002-03

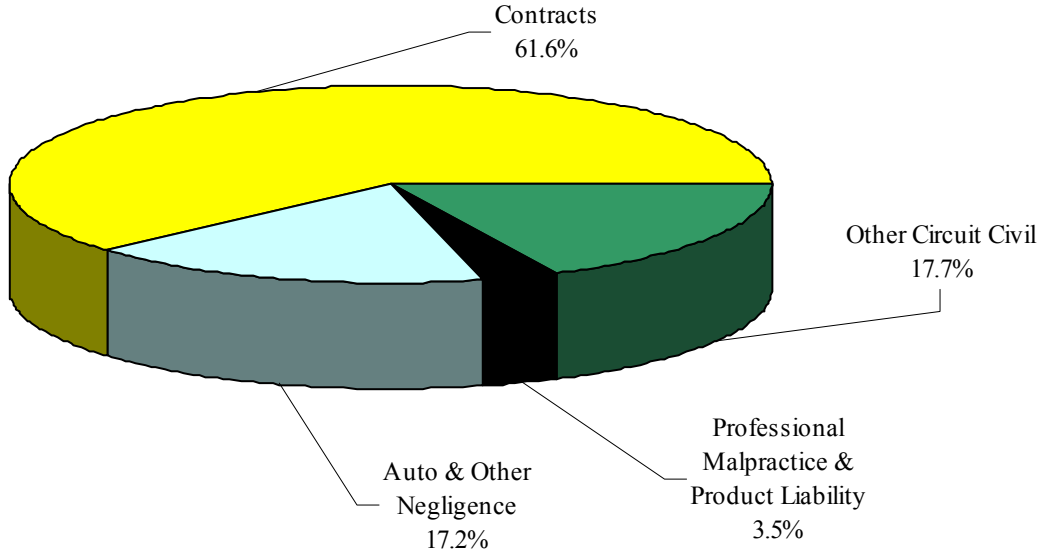
Circuit/County	Professional Malpractice & Product Liability	Auto & Other Negligence	Contracts	Other Circuit Civil	Total
Circuit 17	899	3,852	13,429	3,878	22,058
Broward	899	3,852	13,429	3,878	22,058
Circuit 18	125	1,245	4,789	993	7,152
Brevard	73	794	2,494	586	3,947
Seminole	52	451	2,295	407	3,205
Circuit 19	97	761	2,453	935	4,246
Indian River	21	174	536	124	855
Martin	37	177	634	257	1,105
Okeechobee	7	38	234	86	365
St. Lucie	32	372	1,049	468	1,921
Circuit 20	155	1,393	6,422	2,560	10,530
Charlotte	32	203	931	232	1,398
Collier	54	414	1,396	1,568	3,432
Glades	0	9	55	27	91
Hendry	1	30	197	47	275
Lee	68	737	3,843	686	5,334
State Total	4,941	32,428	112,344	35,145	184,858

CIRCUIT CIVIL DISPOSITIONS
Statewide by Category, Case Type, and Month
FY 2002-03

Category/ Case Type	Jul	Aug	Sep	Oct	Nov	Dec	Jan	Feb	Mar	Apr	May	Jun	Total
Professional Malpractice and Product Liability	969	674	322	730	372	358	436	278	1,007	293	365	299	6,103
Professional Malpractice	156	169	147	203	191	138	163	163	188	154	170	168	2,010
Product Liability	813	505	175	527	181	220	273	115	819	139	195	131	4,093
Auto and Other Negligence	2,532	2,628	2,352	2,687	2,192	2,096	2,643	2,430	2,687	2,652	2,526	2,372	29,797
Auto Negligence	1,521	1,513	1,320	1,545	1,263	1,273	1,516	1,425	1,552	1,530	1,502	1,395	17,355
Other Negligence	1,011	1,115	1,032	1,142	929	823	1,127	1,005	1,135	1,122	1,024	977	12,442
Contracts	9,713	9,346	8,289	9,473	7,918	7,142	9,222	8,365	9,325	10,249	9,012	8,632	106,686
Condominium	24	19	18	23	19	19	17	16	16	31	20	16	238
Contract & Indebtedness	2,544	2,500	2,286	2,575	2,140	2,068	2,577	2,354	2,588	2,798	2,519	2,394	29,343
Real Property & Mortgage Foreclosure	7,145	6,827	5,985	6,875	5,759	5,055	6,628	5,995	6,721	7,420	6,473	6,222	77,105
Other Circuit Civil	2,718	2,893	2,343	2,929	2,350	2,105	2,548	2,603	2,508	2,538	2,502	2,572	30,609
Eminent Domain	125	169	110	306	193	146	96	148	145	104	109	105	1,756
Other	2,593	2,724	2,233	2,623	2,157	1,959	2,452	2,455	2,363	2,434	2,393	2,467	28,853
Total	15,932	15,541	13,306	15,819	12,832	11,701	14,849	13,676	15,527	15,732	14,405	13,875	173,195

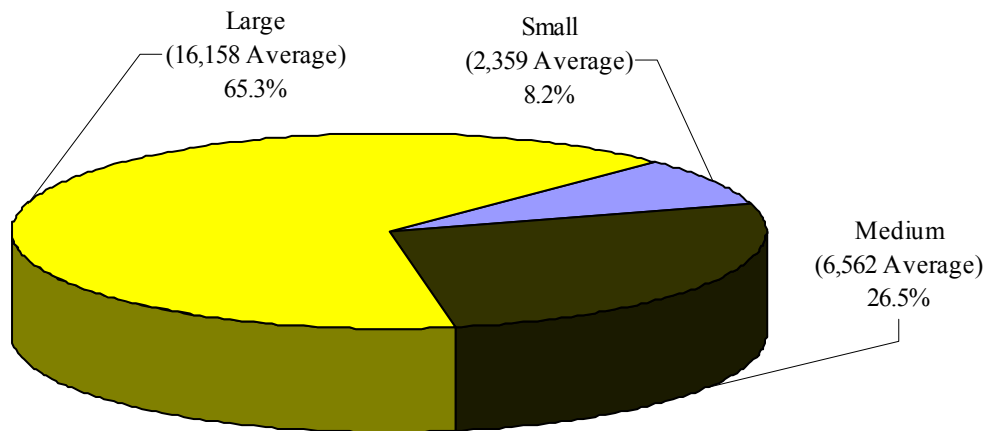
CIRCUIT CIVIL DISPOSITIONS

by Category
FY 2002-03



CIRCUIT CIVIL DISPOSITIONS

*by Circuit Size**
FY 2002-03



*Small Circuits- 2nd, 3rd, 8th, 14th, 16th, 19th;
Medium Circuits- 1st, 5th, 7th, 10th, 12th, 18th, 20th;
Large Circuits- 4th, 6th, 9th, 11th, 13th, 15th, 17th (as defined in the Glossary).

3

CIRCUIT CIVIL DISPOSITIONS
by Case Type and Circuit
FY 2002-03

Circuit	Professional Malpractice	Product Liability	Auto Negligence	Other Negligence	Condominium	Contract & Indebtedness	Real Property & Mortgage Foreclosure	Eminent Domain	Other	Total
1	44	43	503	266	5	833	2,589	36	970	5,289
2	47	2	323	196	1	336	1,095	77	1,788	3,865
3	6	3	82	87	0	111	533	1	317	1,140
4	117	170	1,036	713	0	1,261	5,000	119	1,131	9,547
5	83	25	564	311	1	817	3,884	64	1,184	6,933
6	99	65	1,377	1,054	2	2,559	5,270	14	1,291	11,731
7	106	49	807	571	14	760	3,424	38	961	6,730
8	40	6	183	155	0	381	1,108	24	446	2,343
9	157	52	1,191	742	103	1,970	6,871	41	1,943	13,070
10	58	4	474	242	0	606	3,188	232	1,356	6,160
11	328	874	2,925	2,806	49	5,600	13,053	23	5,812	31,470
12	63	22	506	287	16	825	2,136	59	1,033	4,947
13	130	111	1,694	916	0	2,069	5,572	69	1,697	12,258
14	17	8	158	117	16	346	910	32	727	2,331
15	151	681	1,611	974	1	2,582	4,316	244	1,749	12,309
16	13	6	76	92	2	170	292	2	323	976
17	331	1,114	2,153	1,834	14	4,786	8,789	34	3,664	22,719
18	73	12	581	364	1	1,007	3,349	42	724	6,153
19	64	18	415	226	3	601	1,521	17	635	3,500
20	83	828	696	489	10	1,723	4,205	588	1,102	9,724
Total	2,010	4,093	17,355	12,442	238	29,343	77,105	1,756	28,853	173,195

CIRCUIT CIVIL DISPOSITIONS
by Category and Circuit/County
FY 2002-03

Circuit/County	Professional Malpractice & Product Liability	Auto & Other Negligence	Contracts	Other Circuit Civil	Total
Circuit 1	87	769	3,427	1,006	5,289
Escambia	62	415	1,680	388	2,545
Okaloosa	11	189	655	346	1,201
Santa Rosa	8	106	779	149	1,042
Walton	6	59	313	123	501
Circuit 2	49	519	1,432	1,865	3,865
Franklin	0	14	46	27	87
Gadsden	3	74	205	89	371
Jefferson	1	16	63	49	129
Leon	45	395	969	1,583	2,992
Liberty	0	1	9	18	28
Wakulla	0	19	140	99	258
Circuit 3	9	169	644	318	1,140
Columbia	5	47	239	73	364
Dixie	0	5	46	16	67
Hamilton	0	13	46	64	123
Lafayette	0	0	10	13	23
Madison	1	26	72	59	158
Suwannee	1	27	151	44	223
Taylor	2	51	80	49	182
Circuit 4	287	1,749	6,261	1,250	9,547
Clay	12	100	684	134	930
Duval	271	1,606	5,261	1,009	8,147
Nassau	4	43	316	107	470

CIRCUIT CIVIL DISPOSITIONS, Continued
by Category and Circuit/County
FY 2002-03

Circuit/County	Professional Malpractice & Product Liability	Auto & Other Negligence	Contracts	Other Circuit Civil	Total
Circuit 5	108	875	4,702	1,248	6,933
Citrus	14	105	656	152	927
Hernando	17	163	741	175	1,096
Lake	18	214	1,343	304	1,879
Marion	56	355	1,779	457	2,647
Sumter	3	38	183	160	384
Circuit 6	164	2,431	7,831	1,305	11,731
Pasco	25	486	1,898	305	2,714
Pinellas	139	1,945	5,933	1,000	9,017
Circuit 7	155	1,378	4,198	999	6,730
Flagler	5	73	297	117	492
Putnam	4	103	378	109	594
St. Johns	18	139	595	169	921
Volusia	128	1,063	2,928	604	4,723
Circuit 8	46	338	1,489	470	2,343
Alachua	35	249	819	232	1,335
Baker	0	12	67	88	167
Bradford	2	25	132	28	187
Gilchrist	2	9	113	11	135
Levy	6	29	301	80	416
Union	1	14	57	31	103
Circuit 9	209	1,933	8,944	1,984	13,070
Orange	160	1,639	6,865	1,680	10,344
Osceola	49	294	2,079	304	2,726

CIRCUIT CIVIL DISPOSITIONS, Continued
by Category and Circuit/County
FY 2002-03

Circuit/County	Professional Malpractice & Product Liability	Auto & Other Negligence	Contracts	Other Circuit Civil	Total
Circuit 10	62	716	3,794	1,588	6,160
Hardee	0	32	117	85	234
Highlands	7	94	416	176	693
Polk	55	590	3,261	1,327	5,233
Circuit 11	1,202	5,731	18,702	5,835	31,470
Dade	1,202	5,731	18,702	5,835	31,470
Circuit 12	85	793	2,977	1,092	4,947
Desoto	2	29	124	62	217
Manatee	26	353	1,150	348	1,877
Sarasota	57	411	1,703	682	2,853
Circuit 13	241	2,610	7,641	1,766	12,258
Hillsborough	241	2,610	7,641	1,766	12,258
Circuit 14	25	275	1,272	759	2,331
Bay	17	208	913	384	1,522
Calhoun	0	0	30	59	89
Gulf	0	11	48	85	144
Holmes	1	7	60	68	136
Jackson	6	36	142	94	278
Washington	1	13	79	69	162
Circuit 15	832	2,585	6,899	1,993	12,309
Palm Beach	832	2,585	6,899	1,993	12,309
Circuit 16	19	168	464	325	976
Monroe	19	168	464	325	976

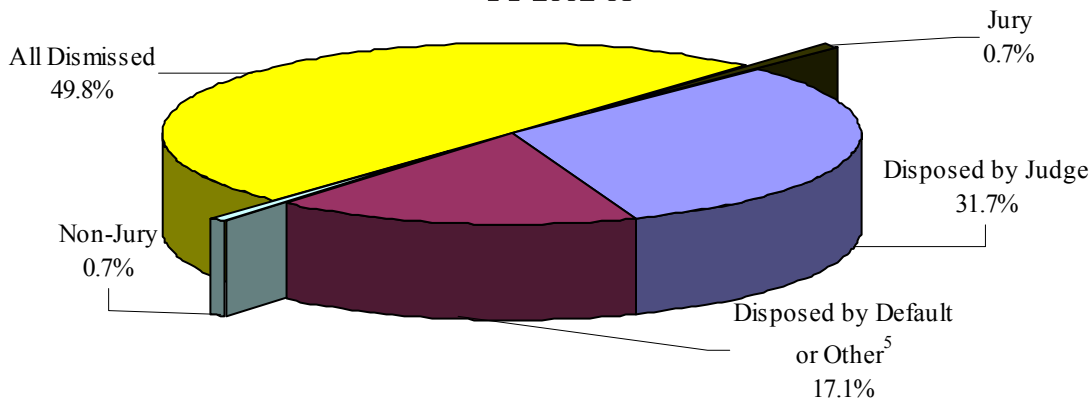
CIRCUIT CIVIL DISPOSITIONS, Continued
by Category and Circuit/County
FY 2002-03

Circuit/County	Professional Malpractice & Product Liability	Auto & Other Negligence	Contracts	Other Circuit Civil	Total
Circuit 17	1,445	3,987	13,589	3,698	22,719
Broward	1,445	3,987	13,589	3,698	22,719
Circuit 18	85	945	4,357	766	6,153
Brevard	44	525	2,149	409	3,127
Seminole	41	420	2,208	357	3,026
Circuit 19	82	641	2,125	652	3,500
Indian River	19	193	504	117	833
Martin	32	147	498	187	864
Okeechobee	4	21	171	77	273
St. Lucie	27	280	952	271	1,530
Circuit 20	911	1,185	5,938	1,690	9,724
Charlotte	28	132	769	179	1,108
Collier	38	359	1,388	910	2,695
Glades	0	0	3	2	5
Hendry	4	31	144	32	211
Lee	841	663	3,634	567	5,705
State Total	6,103	29,797	106,686	30,609	173,195

CIRCUIT CIVIL DISPOSITIONS
Statewide by Case Type and Disposition Type
 FY 2002-03

Disposition Type	Professional Malpractice	Product Liability	Auto Negligence	Other Negligence	Condo-minium	Contract & Indebtedness	Real Property & Mortgage Foreclosure	Eminent Domain	Other	Total
Dismissed Before Hearing	476	1,012	6,190	3,319	68	7,989	24,404	178	7,116	50,752
Dismissed After Hearing	908	597	7,202	5,884	53	7,950	6,757	113	6,044	35,508
Disposed by Default	9	4	361	137	72	4,181	11,804	8	2,055	18,631
Disposed by Judge (No Trial)	375	1,964	2,244	1,883	37	6,491	31,091	1,422	9,310	54,817
Disposed by Non-Jury	12	3	104	85	1	321	387	11	303	1,227
Disposed by Jury	93	27	485	353	2	179	12	7	137	1,295
Disposed by Other ⁵	137	486	769	781	5	2,232	2,650	17	3,888	10,965
Total	2,010	4,093	17,355	12,442	238	29,343	77,105	1,756	28,853	173,195

CIRCUIT CIVIL DISPOSITIONS
by Disposition Type
 FY 2002-03



⁵The disposition category "Disposed by Other" is used to report cases as disposed when they are: consolidated into a primary case, transferred or have a change of venue, disposed upon estreatment of a bond, or when a suggestion of bankruptcy is filed.

CIRCUIT CIVIL JURY TRIAL RATES
by Circuit
FY 2002-03

Circuit	Disposed by Jury	Total Dispositions	Jury Trial Rates
First (Pensacola)	35	5,289	0.7%
Second (Tallahassee)	9	3,865	0.2%
Third (Lake City)	3	1,140	0.3%
Fourth (Jacksonville)	47	9,547	0.5%
Fifth (Tavares)	33	6,933	0.5%
Sixth (Clearwater)	101	11,731	0.9%
Seventh (Daytona Beach)	39	6,730	0.6%
Eighth (Gainesville)	15	2,343	0.6%
Ninth (Orlando)	45	13,070	0.3%
Tenth (Bartow)	33	6,160	0.5%
Eleventh (Miami)	355	31,470	1.1%
Twelfth (Sarasota)	23	4,947	0.5%
Thirteenth (Tampa)	102	12,258	0.8%
Fourteenth (Panama City)	2	2,331	0.1%
Fifteenth (West Palm Beach)	109	12,309	0.9%
Sixteenth (Key West)	15	976	1.5%
Seventeenth (Ft. Lauderdale)	227	22,719	1.0%
Eighteenth (Sanford)	31	6,153	0.5%
Nineteenth (Ft. Pierce)	43	3,500	1.2%
Twentieth (Ft. Myers)	28	9,724	0.3%
Total	1,295	173,195	0.7%

The Circuit Civil division also includes special proceedings such as reopenings and appeals filed from county court. **These data are provided by the 67 clerks of court. However, special proceedings data are not audited for accuracy by the OSCA.**

Reopening - A reopening occurs when a case that has previously been reported as disposed is resubmitted to the court through a motion or petition.

Appeal Filed From County Court - An appeal filed from county court is a request that a case be removed from the county court and sent to the circuit court for review.

CIRCUIT CIVIL SPECIAL PROCEEDINGS
by Circuit
FY 2002-03

Circuit	Reopenings	Appeals Filed From County Court	Total
First (Pensacola)	1,661	34	1,695
Second (Tallahassee)	465	32	497
Third (Lake City)	28	18	46
Fourth (Jacksonville)	3,874	94	3,968
Fifth (Tavares)	1,891	36	1,927
Sixth (Clearwater)	3,781	76	3,857
Seventh (Daytona Beach)	2,692	39	2,731
Eighth (Gainesville)	1,007	19	1,026
Ninth (Orlando)	4,140	6	4,146
Tenth (Bartow)	2,328	13	2,341
Eleventh (Miami)	15,040	306	15,346
Twelfth (Sarasota)	1,490	23	1,513
Thirteenth (Tampa)	4,988	95	5,083
Fourteenth (Panama City)	243	8	251
Fifteenth (West Palm Beach)	3,444	71	3,515
Sixteenth (Key West)	229	16	245
Seventeenth (Ft. Lauderdale)	17,650	179	17,829
Eighteenth (Sanford)	2,887	105	2,992
Nineteenth (Ft. Pierce)	203	35	238
Twentieth (Ft. Myers)	3,064	43	3,107
Total	71,105	1,248	72,353