

Circuit Criminal Overview

The Circuit Criminal division includes the following five categories of felony offenses: capital murder, violent crimes, crimes against persons, crimes against property, and drug crimes. Within these categories are the following case types:

Capital Murder - capital murder offenses

Violent Crimes - non-capital murder and sexual offenses

Crimes Against Persons - robbery and other crimes against persons

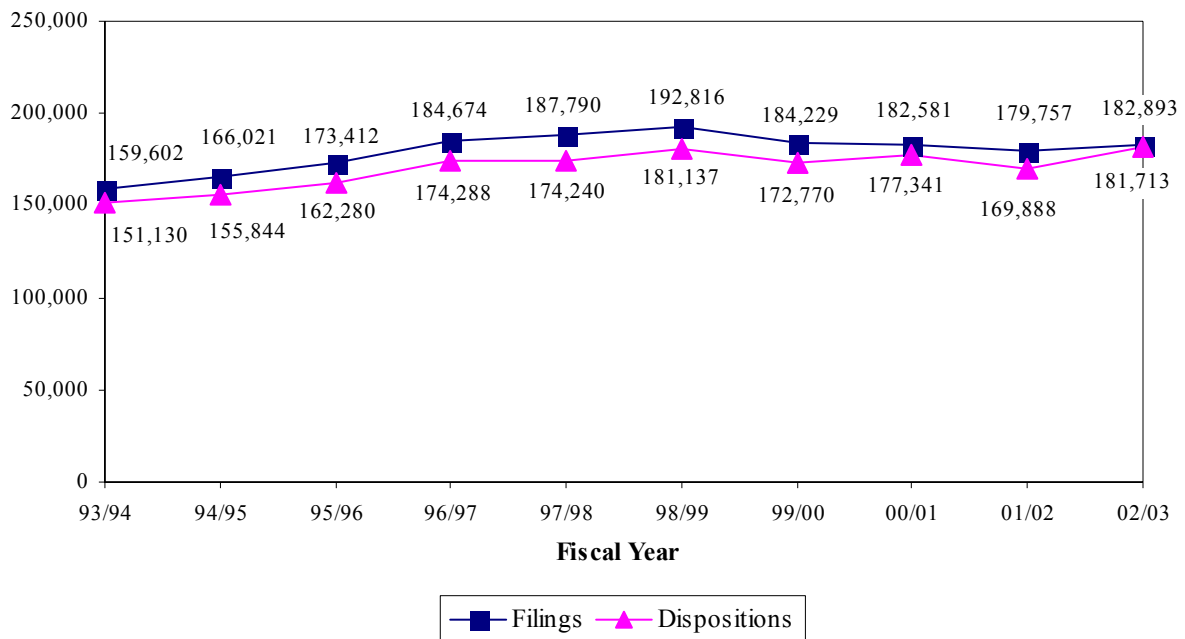
Crimes Against Property - burglary, theft, forgery, fraud, worthless checks, other crimes against property, and other felony offenses¹

Drug Crimes - drug offenses

In the Circuit Criminal division, *Filings* correspond to each defendant against whom an information or indictment is filed. *Dispositions* correspond to each defendant for whom a final judicial decision is rendered terminating a criminal proceeding by an acquittal, a dismissal, or a judgment, stating the specific sentence (in the case of a conviction). *Charges* are defined as each individual offense with which a defendant is charged. These charges or counts are tied directly to each filing. *Jury Trials* are defined as trials in which a group of citizens are impaneled, selected and sworn to determine the issues of fact in a case.

CIRCUIT CRIMINAL FILINGS & DISPOSITIONS

FY 1993-94 to FY 2002-03



¹Other felony offenses fall under the “crimes against property” case type because they are handled similarly to property offenses. Examples of other felony offenses are: weapon charges, resisting arrest, contempt of court, failure to appear, accessory after the fact, book-making, and other similar offenses.

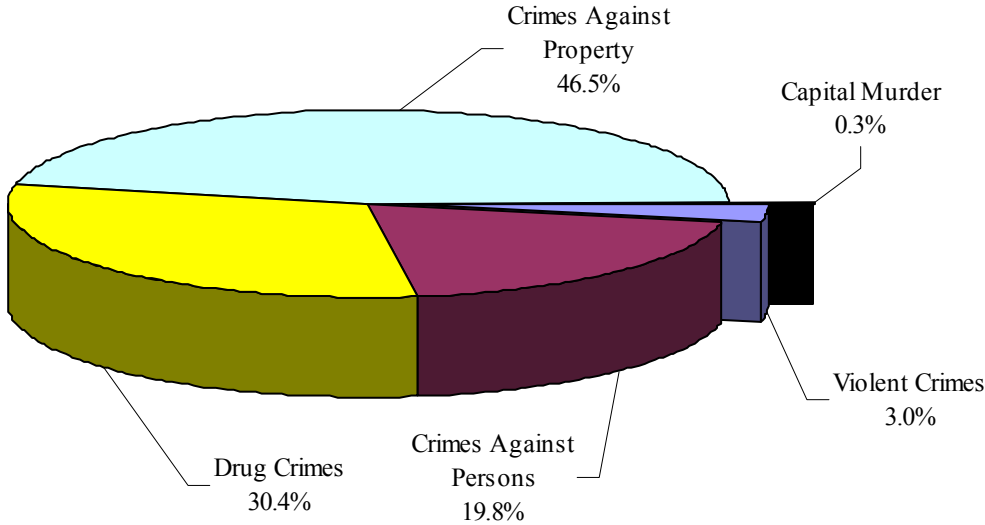
CIRCUIT CRIMINAL FILINGS
Statewide by Category, Case Type, and Month
FY 2002-03

2

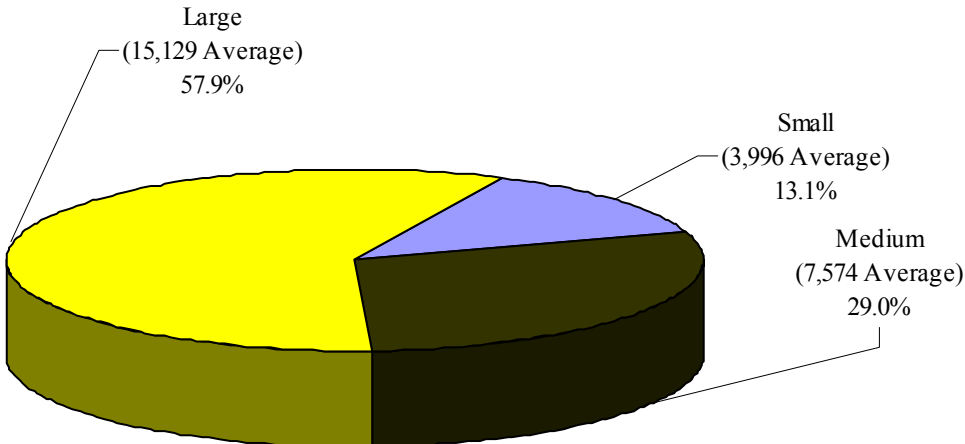
Category/ Case Type	Jul	Aug	Sep	Oct	Nov	Dec	Jan	Feb	Mar	Apr	May	Jun	Total
Capital Murder	53	59	29	41	33	38	38	37	26	41	37	37	469
Capital Murder	53	59	29	41	33	38	38	37	26	41	37	37	469
Violent Crimes	475	511	463	523	422	399	430	427	461	433	481	473	5,498
Non-Capital Murder ²	110	106	117	142	121	120	116	114	133	121	152	140	1,492
Sexual Offenses	365	405	346	381	301	279	314	313	328	312	329	333	4,006
Crimes Against Persons	3,236	3,184	3,016	3,437	2,716	2,652	2,962	2,812	2,915	3,158	3,080	3,080	36,248
Robbery	553	508	518	606	407	466	483	395	479	496	525	481	5,917
Other Crimes Against Persons	2,683	2,676	2,498	2,831	2,309	2,186	2,479	2,417	2,436	2,662	2,555	2,599	30,331
Crimes Against Property	7,208	7,591	6,877	7,627	6,455	6,279	7,331	6,716	7,334	7,051	7,242	7,286	84,997
Burglary	1,475	1,670	1,741	1,654	1,462	1,417	1,440	1,297	1,432	1,482	1,551	1,544	18,165
Theft, Forgery, Fraud	3,451	3,532	3,154	3,677	2,959	2,962	3,547	3,303	3,404	3,400	3,324	3,462	40,175
Worthless Checks	451	495	297	336	454	286	405	353	712	395	441	352	4,977
Other Crimes Against Property	124	137	131	146	106	99	147	141	113	118	109	112	1,483
Other	1,707	1,757	1,554	1,814	1,474	1,515	1,792	1,622	1,673	1,656	1,817	1,816	20,197
Drug Crimes	4,709	4,565	4,217	4,872	4,033	4,567	4,567	4,489	4,970	4,759	5,020	4,913	55,681
Drugs	4,709	4,565	4,217	4,872	4,033	4,567	4,567	4,489	4,970	4,759	5,020	4,913	55,681
Total	15,681	15,910	14,602	16,500	13,659	13,935	15,328	14,481	15,706	15,442	15,860	15,789	182,893

²Examples of Non-Capital Murder cases include: negligent manslaughter, vehicular manslaughter, unpremeditated murder, commission of a felony which causes death, aggravated manslaughter, and other similar offenses.

CIRCUIT CRIMINAL FILINGS by Category FY 2002-03



CIRCUIT CRIMINAL FILINGS by Circuit Size* FY 2002-03



*Small Circuits- 2nd, 3rd, 8th, 14th, 16th, 19th; Medium Circuits- 1st, 5th, 7th, 10th, 12th, 18th, 20th; Large Circuits- 4th, 6th, 9th, 11th, 13th, 15th, 17th (as defined in the Glossary).

CIRCUIT CRIMINAL FILINGS
by Case Type and Circuit
FY 2002-03

2

Circuit	Capital Murder	Non-Capital Murder	Sexual Offenses	Robbery	Other Crimes Against Persons	Burglary	Theft Forgery Fraud	Worthless Checks	Other Crimes Against Property	Drugs	Other	Total
1	23	51	267	203	1,487	1,286	2,050	278	90	1,992	1,168	8,895
2	10	37	136	158	972	576	1,724	148	47	1,311	580	5,699
3	1	11	48	42	242	244	436	8	8	359	325	1,724
4	23	83	326	220	1,304	571	1,880	1,472	59	2,062	641	8,641
5	29	75	270	186	1,567	961	2,089	243	83	1,836	1,220	8,559
6	26	80	331	284	3,193	1,311	3,914	832	146	4,311	2,020	16,448
7	18	104	197	261	1,181	660	1,485	282	76	2,598	1,031	7,893
8	13	42	159	231	1,166	639	1,622	64	40	1,895	669	6,540
9	59	184	312	599	2,350	1,384	3,023	99	104	4,376	1,879	14,369
10	16	108	221	168	784	966	1,765	218	59	2,326	1,125	7,756
11	106	244	396	1,365	4,823	2,266	4,802	139	169	9,042	1,555	24,907
12	6	37	101	113	653	552	1,696	165	46	1,711	696	5,776
13	25	81	144	466	1,896	1,407	3,840	444	95	4,586	1,875	14,859
14	0	28	96	68	472	400	860	31	32	930	696	3,613
15	8	58	206	420	1,444	1,394	2,263	94	67	3,385	1,506	10,845
16	1	7	11	10	207	83	224	111	20	506	90	1,270
17	36	106	200	579	3,125	1,506	2,705	20	123	6,932	500	15,832
18	19	35	205	156	1,281	496	1,354	181	63	1,758	754	6,302
19	37	28	161	94	876	481	846	146	77	1,563	818	5,127
20	13	93	219	294	1,308	982	1,597	2	79	2,202	1,049	7,838
Total	469	1,492	4,006	5,917	30,331	18,165	40,175	4,977	1,483	55,681	20,197	182,893

CIRCUIT CRIMINAL FILINGS
by Category and Circuit/County
FY 2002-03

Circuit/County	Capital Murder	Violent Crimes	Crimes Against Persons	Crimes Against Property	Drug Crimes	Total
Circuit 1	23	318	1,690	4,872	1,992	8,895
Escambia	17	167	1,131	3,121	1,204	5,640
Okaloosa	3	46	247	675	364	1,335
Santa Rosa	2	67	161	543	132	905
Walton	1	38	151	533	292	1,015
Circuit 2	10	173	1,130	3,075	1,311	5,699
Franklin	1	9	38	83	38	169
Gadsden	0	36	179	342	294	851
Jefferson	0	5	52	129	105	291
Leon	7	101	756	2,282	776	3,922
Liberty	0	4	13	22	20	59
Wakulla	2	18	92	217	78	407
Circuit 3	1	59	284	1,021	359	1,724
Columbia	1	23	98	438	120	680
Dixie	0	4	11	31	14	60
Hamilton	0	6	33	112	35	186
Lafayette	0	1	15	24	13	53
Madison	0	6	19	62	37	124
Suwannee	0	15	75	194	83	367
Taylor	0	4	33	160	57	254
Circuit 4	23	409	1,524	4,623	2,062	8,641
Clay	3	64	112	674	208	1,061
Duval	18	312	1,315	3,707	1,614	6,966
Nassau	2	33	97	242	240	614

CIRCUIT CRIMINAL FILINGS, Continued
by Category and Circuit/County
FY 2002-03

Circuit/County	Capital Murder	Violent Crimes	Crimes Against Persons	Crimes Against Property	Drug Crimes	Total
Circuit 5	29	345	1,753	4,596	1,836	8,559
Citrus	1	45	139	479	161	825
Hernando	6	46	319	653	261	1,285
Lake	4	91	539	1,160	633	2,427
Marion	14	128	691	2,068	706	3,607
Sumter	4	35	65	236	75	415
Circuit 6	26	411	3,477	8,223	4,311	16,448
Pasco	6	93	595	1,795	663	3,152
Pinellas	20	318	2,882	6,428	3,648	13,296
Circuit 7	18	301	1,442	3,534	2,598	7,893
Flagler	1	20	121	243	170	555
Putnam	1	47	109	356	407	920
St. Johns	8	46	286	748	368	1,456
Volusia	8	188	926	2,187	1,653	4,962
Circuit 8	13	201	1,397	3,034	1,895	6,540
Alachua	13	137	1,127	2,288	1,553	5,118
Baker	0	7	24	105	73	209
Bradford	0	22	56	208	102	388
Gilchrist	0	5	35	83	16	139
Levy	0	19	79	221	102	421
Union	0	11	76	129	49	265
Circuit 9	59	496	2,949	6,489	4,376	14,369
Orange	50	405	2,363	5,685	3,530	12,033
Osceola	9	91	586	804	846	2,336

CIRCUIT CRIMINAL FILINGS, Continued
by Category and Circuit/County
FY 2002-03

Circuit/County	Capital Murder	Violent Crimes	Crimes Against Persons	Crimes Against Property	Drug Crimes	Total
Circuit 10	16	329	952	4,133	2,326	7,756
Hardee	0	25	65	179	62	331
Highlands	2	25	92	330	189	638
Polk	14	279	795	3,624	2,075	6,787
Circuit 11	106	640	6,188	8,931	9,042	24,907
Dade	106	640	6,188	8,931	9,042	24,907
Circuit 12	6	138	766	3,155	1,711	5,776
Desoto	0	12	36	156	144	348
Manatee	4	66	362	1,473	695	2,600
Sarasota	2	60	368	1,526	872	2,828
Circuit 13	25	225	2,362	7,661	4,586	14,859
Hillsborough	25	225	2,362	7,661	4,586	14,859
Circuit 14	0	124	540	2,019	930	3,613
Bay	0	70	272	1,216	477	2,035
Calhoun	0	8	41	255	57	361
Gulf	0	18	53	98	67	236
Holmes	0	13	33	128	138	312
Jackson	0	11	109	210	128	458
Washington	0	4	32	112	63	211
Circuit 15	8	264	1,864	5,324	3,385	10,845
Palm Beach	8	264	1,864	5,324	3,385	10,845
Circuit 16	1	18	217	528	506	1,270
Monroe	1	18	217	528	506	1,270

CIRCUIT CRIMINAL FILINGS, Continued
by Category and Circuit/County
FY 2002-03

2

Circuit/County	Capital Murder	Violent Crimes	Crimes Against Persons	Crimes Against Property	Drug Crimes	Total
Circuit 17	36	306	3,704	4,854	6,932	15,832
Broward	36	306	3,704	4,854	6,932	15,832
Circuit 18	19	240	1,437	2,848	1,758	6,302
Brevard	12	144	602	1,726	1,020	3,504
Seminole	7	96	835	1,122	738	2,798
Circuit 19	37	189	970	2,368	1,563	5,127
Indian River	6	42	179	662	328	1,217
Martin	4	29	210	527	323	1,093
Okeechobee	1	32	137	291	133	594
St. Lucie	26	86	444	888	779	2,223
Circuit 20	13	312	1,602	3,709	2,202	7,838
Charlotte	1	48	248	736	238	1,271
Collier	6	106	635	960	718	2,425
Glades	0	9	31	70	32	142
Hendry	0	15	111	242	78	446
Lee	6	134	577	1,701	1,136	3,554
State Total	469	5,498	36,248	84,997	55,681	182,893

CIRCUIT CRIMINAL CHARGES
by Circuit/County
FY 2002-03

Circuit/County	Total Filings (Defendants)	Total Charges	Number of Charges per Defendant
Circuit 1	8,895	18,577	2.1
Escambia	5,640	12,906	2.3
Okaloosa	1,335	2,059	1.5
Santa Rosa	905	1,613	1.8
Walton	1,015	1,999	2.0
Circuit 2	5,699	11,366	2.0
Franklin	169	362	2.1
Gadsden	851	1,311	1.5
Jefferson	291	586	2.0
Leon	3,922	8,209	2.1
Liberty	59	206	3.5
Wakulla	407	692	1.7
Circuit 3	1,724	3,998	2.3
Columbia	680	1,627	2.4
Dixie	60	108	1.8
Hamilton	186	509	2.7
Lafayette	53	88	1.7
Madison	124	293	2.4
Suwannee	367	939	2.6
Taylor	254	434	1.7
Circuit 4	8,641	15,920	1.8
Clay	1,061	1,607	1.5
Duval	6,966	13,175	1.9
Nassau	614	1,138	1.9

CIRCUIT CRIMINAL CHARGES, Continued
by Circuit/County
FY 2002-03

2

Circuit/County	Total Filings (Defendants)	Total Charges	Number of Charges per Defendant
Circuit 5	8,559	18,023	2.1
Citrus	825	2,033	2.5
Hernando	1,285	2,376	1.8
Lake	2,427	5,406	2.2
Marion	3,607	7,281	2.0
Sumter	415	927	2.2
Circuit 6	16,448	24,118	1.5
Pasco	3,152	4,940	1.6
Pinellas	13,296	19,178	1.4
Circuit 7	7,893	12,180	1.5
Flagler	555	947	1.7
Putnam	920	1,402	1.5
St. Johns	1,456	2,371	1.6
Volusia	4,962	7,460	1.5
Circuit 8	6,540	8,951	1.4
Alachua	5,118	6,168	1.2
Baker	209	414	2.0
Bradford	388	769	2.0
Gilchrist	139	233	1.7
Levy	421	802	1.9
Union	265	565	2.1
Circuit 9	14,369	27,427	1.9
Orange	12,033	22,973	1.9
Osceola	2,336	4,454	1.9

CIRCUIT CRIMINAL CHARGES, Continued
by Circuit/County
FY 2002-03

2

Circuit/County	Total Filings (Defendants)	Total Charges	Number of Charges per Defendant
Circuit 10	7,756	19,820	2.6
Hardee	331	681	2.1
Highlands	638	1,531	2.4
Polk	6,787	17,608	2.6
Circuit 11	24,907	62,608	2.5
Dade	24,907	62,608	2.5
Circuit 12	5,776	8,165	1.4
Desoto	348	612	1.8
Manatee	2,600	4,625	1.8
Sarasota	2,828	2,928	1.0
Circuit 13	14,859	31,459	2.1
Hillsborough	14,859	31,459	2.1
Circuit 14	3,613	6,168	1.7
Bay	2,035	3,484	1.7
Calhoun	361	617	1.7
Gulf	236	442	1.9
Holmes	312	595	1.9
Jackson	458	746	1.6
Washington	211	284	1.3
Circuit 15	10,845	19,185	1.8
Palm Beach	10,845	19,185	1.8
Circuit 16	1,270	2,386	1.9
Monroe	1,270	2,386	1.9

CIRCUIT CRIMINAL CHARGES, Continued
by Circuit/County
FY 2002-03

2

Circuit/County	Total Filings (Defendants)	Total Charges	Number of Charges per Defendant
Circuit 17	15,832	32,611	2.1
Broward	15,832	32,611	2.1
Circuit 18	6,302	13,089	2.1
Brevard	3,504	7,768	2.2
Seminole	2,798	5,321	1.9
Circuit 19	5,127	13,366	2.6
Indian River	1,217	2,409	2.0
Martin	1,093	2,270	2.1
Okeechobee	594	1,176	2.0
St. Lucie	2,223	7,511	3.4
Circuit 20	7,838	15,464	2.0
Charlotte	1,271	2,794	2.2
Collier	2,425	4,996	2.1
Glades	142	236	1.7
Hendry	446	836	1.9
Lee	3,554	6,602	1.9
State Total	182,893	364,881	2.0

Circuit Criminal ❖ Dispositions

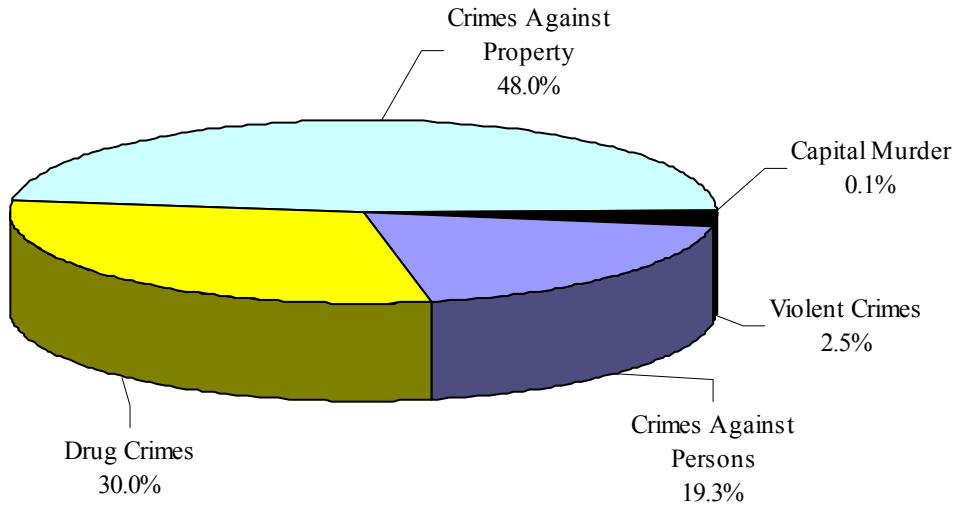
CIRCUIT CRIMINAL DISPOSITIONS
Statewide by Category, Case Type, and Month
FY 2002-03

2

Category/ Case Type	Jul	Aug	Sep	Oct	Nov	Dec	Jan	Feb	Mar	Apr	May	Jun	Total
Capital Murder	16	15	19	38	19	14	22	26	27	22	30	19	267
Capital Murder	16	15	19	38	19	14	22	26	27	22	30	19	267
Violent Crimes	347	377	357	452	359	255	372	378	404	383	441	387	4,512
Non-Capital Murder	81	91	92	120	97	57	84	94	103	97	133	124	1,173
Sexual Offenses	266	286	265	332	262	198	288	284	301	286	308	263	3,339
Crimes Against Persons	3,009	3,004	2,815	3,312	2,746	2,407	3,048	2,972	3,012	3,140	3,023	2,658	35,146
Robbery	474	482	428	553	430	353	493	470	440	467	449	360	5,399
Other Crimes Against Persons	2,535	2,522	2,387	2,759	2,316	2,054	2,555	2,502	2,572	2,673	2,574	2,298	29,747
Crimes Against Property	7,535	7,744	7,220	8,096	6,791	5,795	7,428	7,252	7,490	7,832	7,282	6,763	87,228
Burglary	1,381	1,327	1,533	1,578	1,372	1,097	1,537	1,369	1,437	1,423	1,274	1,163	16,491
Theft, Forgery, Fraud	3,555	3,634	3,284	3,865	3,124	2,655	3,392	3,309	3,503	3,624	3,371	3,308	40,624
Worthless Checks	531	708	429	517	397	430	430	550	443	581	569	451	6,036
Other Crimes Against Property	128	178	137	144	151	98	122	126	126	158	119	120	1,607
Other	1,940	1,897	1,837	1,992	1,747	1,515	1,947	1,898	1,981	2,046	1,949	1,721	22,470
Drug Crimes	4,617	4,810	4,427	5,117	4,297	3,952	4,655	4,431	4,672	4,572	4,707	4,303	54,560
Drugs	4,617	4,810	4,427	5,117	4,297	3,952	4,655	4,431	4,672	4,572	4,707	4,303	54,560
Total	15,524	15,950	14,838	17,015	14,212	12,423	15,525	15,059	15,605	15,949	15,483	14,130	181,713

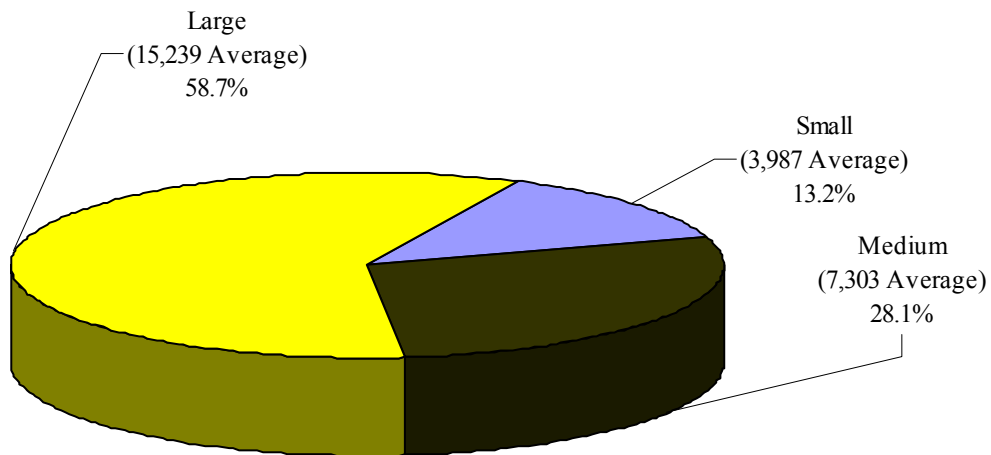
CIRCUIT CRIMINAL DISPOSITIONS

by Category
FY 2002-03



CIRCUIT CRIMINAL DISPOSITIONS

by Circuit Size*
FY 2002-03



*Small Circuits- 2nd, 3rd, 8th, 14th, 16th, 19th;
Medium Circuits- 1st, 5th, 7th, 10th, 12th, 18th, 20th;
Large Circuits- 4th, 6th, 9th, 11th, 13th, 15th, 17th (as defined in the Glossary).

Circuit Criminal ❖ **Dispositions**

CIRCUIT CRIMINAL DISPOSITIONS
by Case Type and Circuit
FY 2002-03

Circuit	Capital Murder	Non-Capital Murder	Sexual Offenses	Robbery	Other Crimes Against Persons	Burglary	Theft Forgery Fraud	Worthless Checks	Other Crimes Against Property	Drugs	Other	Total
1	13	43	207	208	1,467	1,306	2,030	223	79	2,033	1,515	9,124
2	4	34	115	145	982	572	1,831	188	56	1,340	957	6,224
3	2	11	55	42	278	207	411	21	13	386	280	1,706
4	14	69	304	200	1,297	595	1,966	1,726	71	2,092	717	9,051
5	12	51	219	184	1,393	780	2,090	281	72	1,786	1,497	8,365
6	26	69	252	241	3,017	1,016	3,240	860	151	3,670	1,321	13,863
7	7	69	171	201	1,112	681	1,541	199	75	2,282	1,248	7,586
8	3	26	125	237	1,147	609	1,687	142	47	1,990	883	6,896
9	27	141	340	582	2,535	1,370	3,491	439	139	4,523	2,589	16,176
10	8	46	161	112	772	691	1,684	369	58	1,667	1,297	6,865
11	73	261	391	1,322	4,712	2,253	4,795	174	154	8,999	1,507	24,641
12	1	23	77	85	643	453	1,546	169	38	1,848	642	5,525
13	10	73	111	454	1,992	1,281	3,934	564	149	4,446	1,827	14,841
14	1	20	74	49	444	388	833	53	28	808	559	3,257
15	14	41	133	359	1,609	1,225	2,482	107	132	3,661	1,657	11,420
16	1	2	11	14	194	87	287	89	16	408	242	1,351
17	34	94	178	565	2,749	1,417	2,932	26	142	7,286	1,256	16,679
18	2	27	169	92	1,458	388	1,476	270	42	1,860	450	6,234
19	9	14	83	63	721	375	756	130	59	1,432	846	4,488
20	6	59	163	244	1,225	797	1,612	6	86	2,043	1,180	7,421
Total	267	1,173	3,339	5,399	29,747	16,491	40,624	6,036	1,607	54,560	22,470	181,713

CIRCUIT CRIMINAL DISPOSITIONS**by Category and Circuit/County****FY 2002-03**

Circuit/County	Capital Murder	Violent Crimes	Crimes Against Persons	Crimes Against Property	Drug Crimes	Total
Circuit 1	13	250	1,675	5,153	2,033	9,124
Escambia	6	136	1,069	3,292	1,201	5,704
Okaloosa	1	47	257	850	400	1,555
Santa Rosa	0	48	175	490	101	814
Walton	6	19	174	521	331	1,051
Circuit 2	4	149	1,127	3,604	1,340	6,224
Franklin	0	5	39	76	70	190
Gadsden	1	36	182	328	226	773
Jefferson	1	7	59	173	159	399
Leon	2	87	741	2,776	774	4,380
Liberty	0	6	14	30	22	72
Wakulla	0	8	92	221	89	410
Circuit 3	2	66	320	932	386	1,706
Columbia	1	24	147	434	177	783
Dixie	0	1	13	23	18	55
Hamilton	0	6	17	50	22	95
Lafayette	0	2	19	35	19	75
Madison	0	9	37	70	40	156
Suwannee	1	22	66	240	84	413
Taylor	0	2	21	80	26	129
Circuit 4	14	373	1,497	5,075	2,092	9,051
Clay	0	61	146	941	202	1,350
Duval	10	284	1,219	3,829	1,675	7,017
Nassau	4	28	132	305	215	684

Circuit Criminal ❖ Dispositions

CIRCUIT CRIMINAL DISPOSITIONS, Continued
by Category and Circuit/County
FY 2002-03

Circuit/County	Capital Murder	Violent Crimes	Crimes Against Persons	Crimes Against Property	Drug Crimes	Total
Circuit 5	12	270	1,577	4,720	1,786	8,365
Citrus	1	49	153	475	181	859
Hernando	2	33	261	655	238	1,189
Lake	2	56	489	1,322	488	2,357
Marion	7	107	592	2,052	787	3,545
Sumter	0	25	82	216	92	415
Circuit 6	26	321	3,258	6,588	3,670	13,863
Pasco	5	78	563	1,569	657	2,872
Pinellas	21	243	2,695	5,019	3,013	10,991
Circuit 7	7	240	1,313	3,744	2,282	7,586
Flagler	0	11	96	177	146	430
Putnam	3	43	87	420	285	838
St. Johns	0	38	244	903	338	1,523
Volusia	4	148	886	2,244	1,513	4,795
Circuit 8	3	151	1,384	3,368	1,990	6,896
Alachua	3	109	1,125	2,701	1,685	5,623
Baker	0	6	15	60	42	123
Bradford	0	15	68	192	138	413
Gilchrist	0	2	34	56	13	105
Levy	0	12	89	261	94	456
Union	0	7	53	98	18	176
Circuit 9	27	481	3,117	8,028	4,523	16,176
Orange	24	380	2,472	7,076	3,645	13,597
Osceola	3	101	645	952	878	2,579

CIRCUIT CRIMINAL DISPOSITIONS, Continued
by Category and Circuit/County
FY 2002-03

Circuit/County	Capital Murder	Violent Crimes	Crimes Against Persons	Crimes Against Property	Drug Crimes	Total
Circuit 10	8	207	884	4,099	1,667	6,865
Hardee	0	8	59	186	51	304
Highlands	1	16	50	198	127	392
Polk	7	183	775	3,715	1,489	6,169
Circuit 11	73	652	6,034	8,883	8,999	24,641
Dade	73	652	6,034	8,883	8,999	24,641
Circuit 12	1	100	728	2,848	1,848	5,525
Desoto	0	9	30	171	255	465
Manatee	1	59	372	1,509	658	2,599
Sarasota	0	32	326	1,168	935	2,461
Circuit 13	10	184	2,446	7,755	4,446	14,841
Hillsborough	10	184	2,446	7,755	4,446	14,841
Circuit 14	1	94	493	1,861	808	3,257
Bay	1	53	261	1,136	452	1,903
Calhoun	0	14	45	279	90	428
Gulf	0	7	62	108	62	239
Holmes	0	15	29	124	94	262
Jackson	0	4	84	180	88	356
Washington	0	1	12	34	22	69
Circuit 15	14	174	1,968	5,603	3,661	11,420
Palm Beach	14	174	1,968	5,603	3,661	11,420
Circuit 16	1	13	208	721	408	1,351
Monroe	1	13	208	721	408	1,351

Circuit Criminal ❖ Dispositions

CIRCUIT CRIMINAL DISPOSITIONS, Continued
by Category and Circuit/County
FY 2002-03

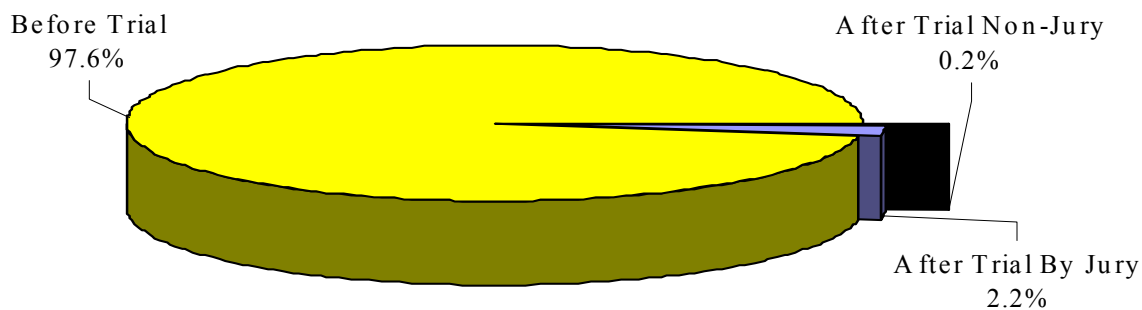
Circuit/County	Capital Murder	Violent Crimes	Crimes Against Persons	Crimes Against Property	Drug Crimes	Total
Circuit 17	34	272	3,314	5,773	7,286	16,679
Broward	34	272	3,314	5,773	7,286	16,679
Circuit 18	2	196	1,550	2,626	1,860	6,234
Brevard	0	142	850	1,421	1,137	3,550
Seminole	2	54	700	1,205	723	2,684
Circuit 19	9	97	784	2,166	1,432	4,488
Indian River	2	30	140	590	307	1,069
Martin	2	10	150	437	298	897
Okeechobee	1	12	124	291	108	536
St. Lucie	4	45	370	848	719	1,986
Circuit 20	6	222	1,469	3,681	2,043	7,421
Charlotte	3	43	217	712	246	1,221
Collier	1	75	575	998	601	2,250
Glades	0	2	23	41	16	82
Hendry	0	10	62	190	64	326
Lee	2	92	592	1,740	1,116	3,542
State Total	267	4,512	35,146	87,228	54,560	181,713

CIRCUIT CRIMINAL DISPOSITIONS
Statewide by Case Type and Disposition Type
FY 2002-03

2

Disposition Type	Capital Murder	Non-Capital Murder	Sexual Offenses	Robbery	Other Crimes Against Persons	Burglary	Theft Forgery Fraud	Worthless Checks	Other Crimes Against Property	Drugs	Other	Total
Before Trial	136	913	2,997	4,967	28,743	16,045	40,235	6,023	1,559	53,915	21,839	177,372
Speedy Trial	0	0	3	0	1	0	4	3	1	2	5	19
Dismissed	55	151	522	712	3,800	1,410	3,736	2,382	169	4,943	1,590	19,470
Transferred	1	1	14	13	289	96	110	8	9	164	673	1,378
Plea	66	725	2,366	4,132	22,895	13,889	32,285	2,256	1,231	44,863	18,705	143,413
Other ³	14	36	92	110	1,758	650	4,100	1,374	149	3,943	866	13,092
After Trial Non-Jury	3	8	7	16	101	30	64	2	12	46	61	350
Acquittal/Dismissal	0	6	5	8	56	14	31	1	8	8	16	153
Plea	0	0	0	2	9	7	10	0	0	14	20	62
Conviction	3	2	2	6	36	9	23	1	4	24	25	135
After Trial By Jury	128	252	335	416	903	416	325	11	36	599	570	3,991
Acquittal/Dismissal	16	72	120	117	335	116	127	9	18	224	160	1,314
Plea	1	9	8	21	49	27	20	0	0	37	35	207
Conviction	111	171	207	278	519	273	178	2	18	338	375	2,470
Total	267	1,173	3,339	5,399	29,747	16,491	40,624	6,036	1,607	54,560	22,470	181,713

CRIMINAL DISPOSITIONS
by Disposition Type
FY 2002-03



³The disposition category "Other" is used to report cases as disposed for defendants placed on deferred prosecution or other pretrial diversion or probation program approved after an information or indictment is filed, defendants declared mentally or physically unable to stand trial, cases disposed upon estreatment of a bond, and cases that are nolle prosequi (no further prosecution) for administrative reasons.

Circuit Criminal ❖ Dispositions

CIRCUIT CRIMINAL JURY TRIAL DISPOSITIONS
by Circuit
FY 2002-03

2

Circuit	Acquittals/ Dismissals	Pleas	Convictions	Total
First (Pensacola)	63	5	120	188
Second (Tallahassee)	78	11	138	227
Third (Lake City)	6	6	27	39
Fourth (Jacksonville)	36	26	108	170
Fifth (Tavares)	27	10	71	108
Sixth (Clearwater)	59	8	132	199
Seventh (Daytona Beach)	24	11	91	126
Eighth (Gainesville)	50	6	40	96
Ninth (Orlando)	81	7	257	345
Tenth (Bartow)	56	12	120	188
Eleventh (Miami)	156	0	370	526
Twelfth (Sarasota)	11	4	78	93
Thirteenth (Tampa)	83	22	181	286
Fourteenth (Panama City)	32	1	29	62
Fifteenth (West Palm Beach)	85	18	66	169
Sixteenth (Key West)	6	0	8	14
Seventeenth (Ft. Lauderdale)	262	27	324	613
Eighteenth (Sanford)	54	8	119	181
Nineteenth (Ft. Pierce)	83	9	65	157
Twentieth (Ft. Myers)	62	16	126	204
Total	1,314	207	2,470	3,991

CIRCUIT CRIMINAL JURY TRIAL AND CONVICTION RATES

by Circuit

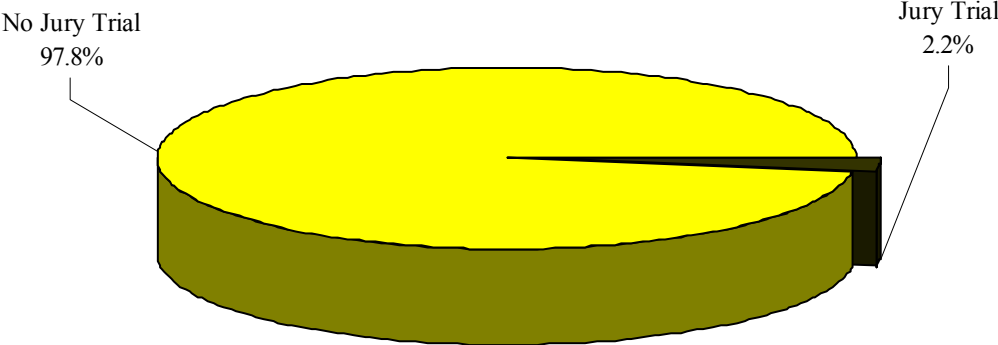
FY 2002-03

2

Circuit	By Jury - Acquittals/ Dismissals, Pleas, & Convictions	Total Dispositions	Jury Trial Rates	Total Pleas & Convictions	Total Dispositions (excludes Transferred and Other)	Conviction Rates
First (Pensacola)	188	9,124	2.1%	7,719	8,679	88.9%
Second (Tallahassee)	227	6,224	3.6%	5,349	6,079	88.0%
Third (Lake City)	39	1,706	2.3%	1,455	1,552	93.8%
Fourth (Jacksonville)	170	9,051	1.9%	6,613	8,963	73.8%
Fifth (Tavares)	108	8,365	1.3%	6,471	7,533	85.9%
Sixth (Clearwater)	199	13,863	1.4%	10,876	11,481	94.7%
Seventh (Daytona Beach)	126	7,586	1.7%	6,227	7,025	88.6%
Eighth (Gainesville)	96	6,896	1.4%	5,199	5,890	88.3%
Ninth (Orlando)	345	16,176	2.1%	12,208	15,120	80.7%
Tenth (Bartow)	188	6,865	2.7%	5,579	6,186	90.2%
Eleventh (Miami)	526	24,641	2.1%	20,851	23,047	90.5%
Twelfth (Sarasota)	93	5,525	1.7%	4,763	5,236	91.0%
Thirteenth (Tampa)	286	14,841	1.9%	11,717	13,224	88.6%
Fourteenth (Panama City)	62	3,257	1.9%	2,789	3,046	91.6%
Fifteenth (West Palm Beach)	169	11,420	1.5%	8,718	10,585	82.4%
Sixteenth (Key West)	14	1,351	1.0%	1,074	1,205	89.1%
Seventeenth (Ft. Lauderdale)	613	16,679	3.7%	13,646	15,579	87.6%
Eighteenth (Sanford)	181	6,234	2.9%	5,317	5,648	94.1%
Nineteenth (Ft. Pierce)	157	4,488	3.5%	3,475	4,085	85.1%
Twentieth (Ft. Myers)	204	7,421	2.7%	6,241	7,080	88.1%
Total	3,991	181,713	2.2%	146,287	167,243	87.5%

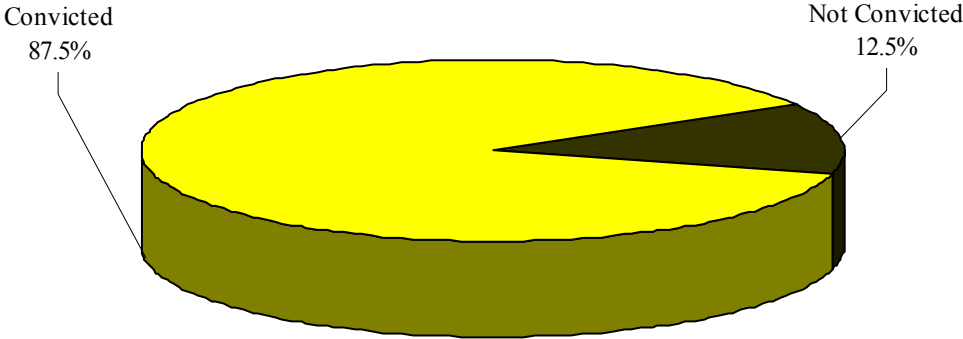
CIRCUIT CRIMINAL JURY TRIAL RATE

FY 2002-03



CIRCUIT CRIMINAL CONVICTION RATE

FY 2002-03



The Circuit Criminal division also involves special proceedings such as reopenings, no files, appeals filed from county court, post conviction relief motions, probation revocation hearings, bond hearings, and adversary preliminary hearings. **These data are provided by the 67 clerks of court. However, special proceedings data are not audited for accuracy by the OSCA.**

Reopening - A reopening occurs when a case that has previously been reported as disposed is resubmitted to the court through a motion or petition.

No File - A no file occurs when all charges against a defendant are dropped because the prosecutor did not file an information or seek an indictment.

Appeal Filed From County Court - An appeal filed from county court is a request that a case be removed from the county court and sent to the circuit court for review.

Post Conviction Relief Motion - A post conviction relief motion is a motion to vacate, set aside, or correct a sentence pursuant to rule 3.850, Florida Rules of Criminal Procedure.

Probation Revocation Hearing - A probation revocation hearing is a proceeding in which a judge determines whether a defendant's probation should be modified or revoked following an alleged violation.

Bond Hearing - A bond hearing is a hearing in which a circuit judge, or a county court judge acting as a circuit judge, considers a defendant's pretrial release status at a special hearing for the purpose of setting or modifying bond or other pretrial release.

Adversary Preliminary Hearing - An adversary preliminary hearing is a proceeding in which a judge considers evidence presented so that the court can determine whether there is sufficient cause to hold the accused for trial.

CIRCUIT CRIMINAL SPECIAL PROCEEDINGS
by Circuit
FY 2002-03

2

Circuit	Reopenings	No Files	Appeals Filed	Post Conviction Relief Motions	Probation Revocation Hearings	Bond Hearings	Adversary Preliminary Hearings	Total
1	5,805	598	54	511	4,019	469	1	11,457
2	76	718	27	118	3,296	46	5	4,286
3	48	183	9	20	1,431	88	0	1,779
4	206	7,646	8	417	2,598	622	4	11,501
5	2,390	1,638	280	120	4,656	139	0	9,223
6	4,107	3,273	131	650	6,136	10,430	1	24,728
7	1,606	4,961	131	239	3,740	239	5	10,921
8	520	1,936	13	90	5,074	2,420	0	10,053
9	996	3,804	34	291	4,381	1,314	6	10,826
10	589	1,289	35	573	1,846	98	1	4,431
11	0	10,086	129	2,865	8,343	8,008	0	29,431
12	2,447	967	28	396	2,164	715	9	6,726
13	6,271	2,895	73	484	10,502	9,448	1,020	30,693
14	79	834	1	91	3,082	180	0	4,267
15	1,209	4,995	123	303	3,243	1,204	0	11,077
16	516	202	4	19	568	197	0	1,506
17	4,280	5,585	125	2,083	9,066	2,003	6	23,148
18	1,269	1,701	60	52	2,969	510	0	6,561
19	1,989	1,822	27	162	2,211	1,494	6	7,711
20	1,408	2,112	55	521	4,009	846	2	8,953
Total	35,811	57,245	1,347	10,005	83,334	40,470	1,066	229,278

-This page intentionally left blank-