

Circuit Juvenile ❖ Overview

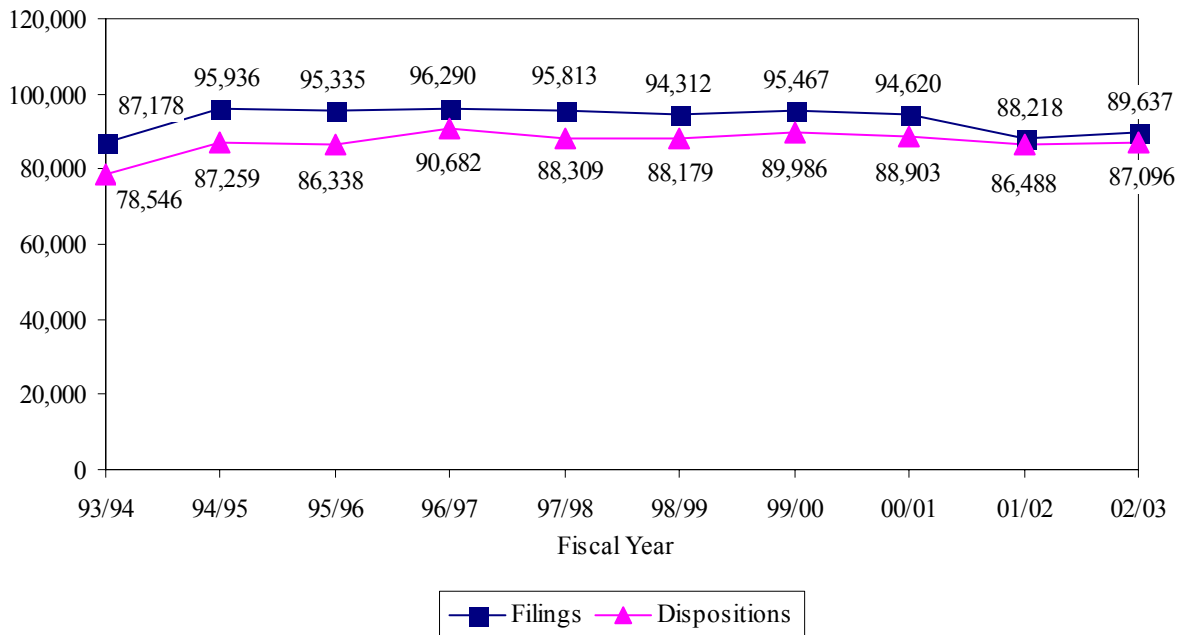
The Circuit Juvenile division includes the following two categories of juvenile cases: delinquency and dependency. Within these categories are the following case types:

Delinquency - delinquency

Dependency - dependency and termination of parental rights (TPR)

In the Circuit Juvenile division, *Delinquency Filings* correspond to each juvenile against whom a petition is filed. *Dependency Filings* correspond to each petition filed for dependency or TPR (petitions may include multiple juveniles). *Delinquency Dispositions* correspond to each juvenile against whom a petition for delinquency is disposed for all charges. *Contested Dependency Dispositions* include each dependency petition disposed where an adjudicatory hearing is held. *Uncontested Dependency Dispositions* include each dependency petition disposed in which the parent or legal guardian consents or admits to the allegations in the dependency petition without an adjudicatory hearing. It should be noted that the number of dispositions in TPR cases is not collected as a part of the Summary Reporting System.

CIRCUIT JUVENILE FILINGS & DISPOSITIONS*
FY 1993-94 to FY 2002-03

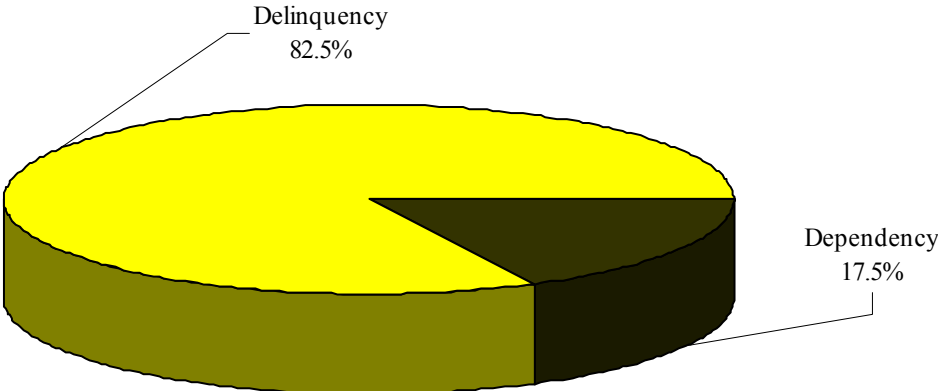


*Termination of Parental Rights filings and dispositions are not included.

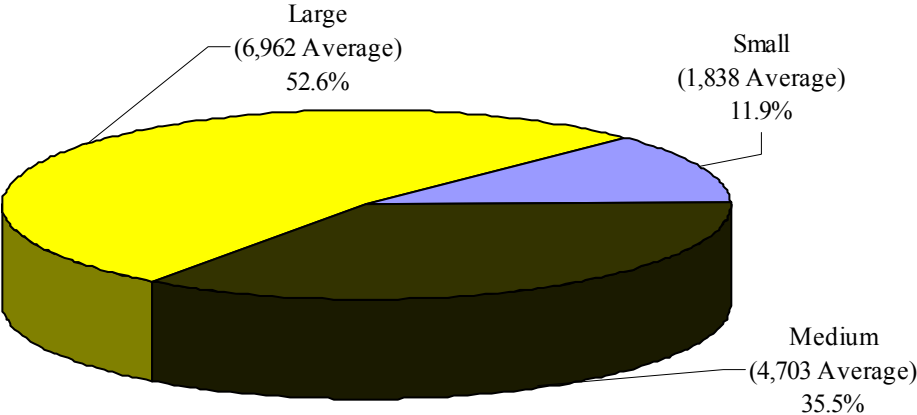
CIRCUIT JUVENILE FILINGS
Statewide by Category, Case Type and Month
FY 2002-03

Category/ Case Type	Jul	Aug	Sep	Oct	Nov	Dec	Jan	Feb	Mar	Apr	May	Jun	Total
Delinquency	6,310	5,914	5,787	6,974	5,655	5,979	6,761	6,038	6,750	6,720	6,916	6,667	76,471
Delinquency	6,310	5,914	5,787	6,974	5,655	5,979	6,761	6,038	6,750	6,720	6,916	6,667	76,471
Dependency	1,402	1,506	1,385	1,657	1,175	1,151	1,264	1,233	1,367	1,416	1,342	1,317	16,215
Dependency	1,108	1,230	1,133	1,318	957	936	1,026	983	1,117	1,179	1,083	1,096	13,166
Termination of Parental Rights	294	276	252	339	218	215	238	250	250	237	259	221	3,049
Total	7,712	7,420	7,172	8,631	6,830	7,130	8,025	7,271	8,117	8,136	8,258	7,984	92,686

CIRCUIT JUVENILE FILINGS
by Category
FY 2002-03



CIRCUIT JUVENILE FILINGS
*by Circuit Size**
FY 2002-03



*Small Circuits- 2nd, 3rd, 8th, 14th, 16th, 19th;
Medium Circuits- 1st, 5th, 7th, 10th, 12th, 18th, 20th;
Large Circuits- 4th, 6th, 9th, 11th, 13th, 15th, 17th (as defined in the Glossary).

CIRCUIT JUVENILE FILINGS
by Case Type and Circuit
FY 2002-03

Circuit	Delinquency	Dependency	Termination of Parental Rights	Total
1	3,667	892	110	4,669
2	1,732	281	36	2,049
3	691	237	17	945
4	2,032	784	314	3,130
5	3,780	941	187	4,908
6	6,776	1,141	491	8,408
7	4,179	718	129	5,026
8	1,829	302	89	2,220
9	6,936	738	109	7,783
10	4,433	914	253	5,600
11	7,923	846	399	9,168
12	2,887	397	71	3,355
13	5,360	1,077	145	6,582
14	1,633	365	43	2,041
15	3,334	574	193	4,101
16	283	144	27	454
17	8,277	1,078	208	9,563
18	3,231	618	90	3,939
19	2,688	559	72	3,319
20	4,800	560	66	5,426
Total	76,471	13,166	3,049	92,686

6

CIRCUIT JUVENILE FILINGS
by Category and Circuit/County
FY 2002-03

Circuit/County	Delinquency	Dependency*	Total
Circuit 1	3,667	1,002	4,669
Escambia	2,052	349	2,401
Okaloosa	699	309	1,008
Santa Rosa	683	250	933
Walton	233	94	327
Circuit 2	1,732	317	2,049
Franklin	57	5	62
Gadsden	301	120	421
Jefferson	35	10	45
Leon	1,195	120	1,315
Liberty	13	4	17
Wakulla	131	58	189
Circuit 3	691	254	945
Columbia	204	72	276
Dixie	4	32	36
Hamilton	84	19	103
Lafayette	13	5	18
Madison	101	22	123
Suwannee	215	79	294
Taylor	70	25	95
Circuit 4	2,032	1,098	3,130
Clay	689	153	842
Duval	1,124	837	1,961
Nassau	219	108	327

CIRCUIT JUVENILE FILINGS, Continued
by Category and Circuit/County
FY 2002-03

Circuit/County	Delinquency	Dependency*	Total
Circuit 5	3,780	1,128	4,908
Citrus	439	134	573
Hernando	313	206	519
Lake	1,077	298	1,375
Marion	1,824	426	2,250
Sumter	127	64	191
Circuit 6	6,776	1,632	8,408
Pasco	1,781	464	2,245
Pinellas	4,995	1,168	6,163
Circuit 7	4,179	847	5,026
Flagler	311	33	344
Putnam	499	103	602
St. Johns	715	109	824
Volusia	2,654	602	3,256
Circuit 8	1,829	391	2,220
Alachua	1,375	202	1,577
Baker	88	28	116
Bradford	107	37	144
Gilchrist	32	26	58
Levy	152	74	226
Union	75	24	99
Circuit 9	6,936	847	7,783
Orange	5,751	611	6,362
Osceola	1,185	236	1,421

6

CIRCUIT JUVENILE FILINGS, Continued
by Category and Circuit/County
FY 2002-03

Circuit/County	Delinquency	Dependency*	Total
Circuit 10	4,433	1,167	5,600
Hardee	219	58	277
Highlands	595	132	727
Polk	3,619	977	4,596
Circuit 11	7,923	1,245	9,168
Dade	7,923	1,245	9,168
Circuit 12	2,887	468	3,355
Desoto	156	40	196
Manatee	1,550	248	1,798
Sarasota	1,181	180	1,361
Circuit 13	5,360	1,222	6,582
Hillsborough	5,360	1,222	6,582
Circuit 14	1,633	408	2,041
Bay	1,179	239	1,418
Calhoun	131	35	166
Gulf	52	11	63
Holmes	69	38	107
Jackson	142	57	199
Washington	60	28	88
Circuit 15	3,334	767	4,101
Palm Beach	3,334	767	4,101
Circuit 16	283	171	454
Monroe	283	171	454

CIRCUIT JUVENILE FILINGS, Continued
by Category and Circuit/County
FY 2002-03

Circuit/County	Delinquency	Dependency*	Total
Circuit 17	8,277	1,286	9,563
Broward	8,277	1,286	9,563
Circuit 18	3,231	708	3,939
Brevard	1,872	501	2,373
Seminole	1,359	207	1,566
Circuit 19	2,688	631	3,319
Indian River	473	144	617
Martin	622	78	700
Okeechobee	198	116	314
St. Lucie	1,395	293	1,688
Circuit 20	4,800	626	5,426
Charlotte	618	55	673
Collier	1,223	179	1,402
Glades	61	9	70
Hendry	367	21	388
Lee	2,531	362	2,893
State Total	76,471	16,215	92,686

*Termination of Parental Rights filings are included.

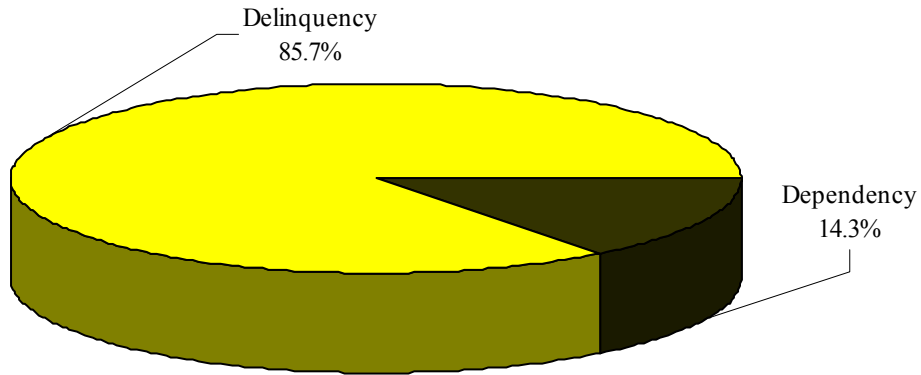
6

CIRCUIT JUVENILE DISPOSITIONS
Statewide by Category, Case Type and Month
FY 2002-03

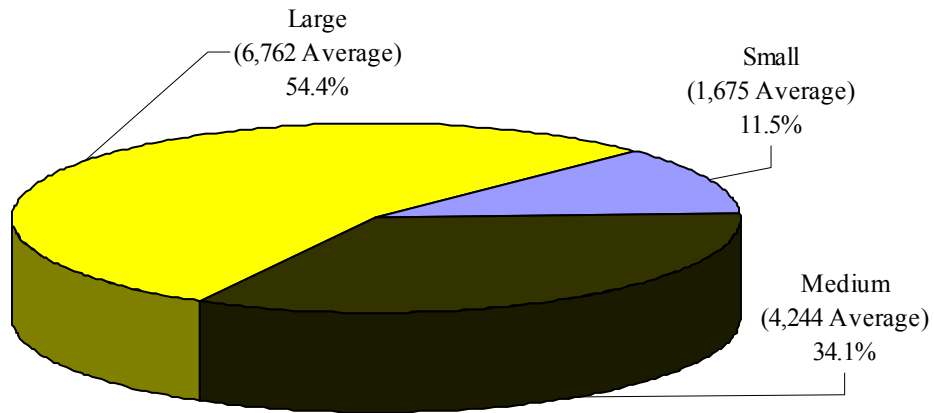
Category/ Case Type	Jul	Aug	Sep	Oct	Nov	Dec	Jan	Feb	Mar	Apr	May	Jun	Total
Delinquency	6,540	6,345	5,718	6,623	5,379	5,206	6,002	6,776	6,134	6,694	6,558	6,624	74,599
Delinquency	6,540	6,345	5,718	6,623	5,379	5,206	6,002	6,776	6,134	6,694	6,558	6,624	74,599
Dependency*	992	890	887	1,138	976	993	1,564	872	1,021	1,078	1,056	1,030	12,497
Dependency*	992	890	887	1,138	976	993	1,564	872	1,021	1,078	1,056	1,030	12,497
Total	7,532	7,235	6,605	7,761	6,355	6,199	7,566	7,648	7,155	7,772	7,614	7,654	87,096

*Termination of Parental Rights dispositions are not included.

CIRCUIT JUVENILE DISPOSITIONS
by Category
FY 2002-03



CIRCUIT JUVENILE DISPOSITIONS
by Circuit Size*
FY 2002-03



*Small Circuits- 2nd, 3rd, 8th, 14th, 16th, 19th;
Medium Circuits- 1st, 5th, 7th, 10th, 12th, 18th, 20th;
Large Circuits- 4th, 6th, 9th, 11th, 13th, 15th, 17th (as defined in the Glossary).

CIRCUIT JUVENILE DISPOSITIONS
by Category and Circuit
FY 2002-03

Circuit	Delinquency	Dependency*	Total
First (Pensacola)	3,133	965	4,098
Second (Tallahassee)	1,575	278	1,853
Third (Lake City)	689	226	915
Fourth (Jacksonville)	1,704	379	2,083
Fifth (Tavares)	3,887	815	4,702
Sixth (Clearwater)	7,289	1,142	8,431
Seventh (Daytona Beach)	3,801	724	4,525
Eighth (Gainesville)	1,692	300	1,992
Ninth (Orlando)	6,524	387	6,911
Tenth (Bartow)	3,663	934	4,597
Eleventh (Miami)	8,082	1,110	9,192
Twelfth (Sarasota)	2,801	378	3,179
Thirteenth (Tampa)	5,155	1,699	6,854
Fourteenth (Panama City)	1,595	291	1,886
Fifteenth (West Palm Beach)	3,297	390	3,687
Sixteenth (Key West)	205	91	296
Seventeenth (Ft. Lauderdale)	9,112	1,067	10,179
Eighteenth (Sanford)	3,342	473	3,815
Nineteenth (Ft. Pierce)	2,766	343	3,109
Twentieth (Ft. Myers)	4,287	505	4,792
Total	74,599	12,497	87,096

*Termination of Parental Rights dispositions are not included.

CIRCUIT JUVENILE DISPOSITIONS
by Category and Circuit/County
FY 2002-03

Circuit/County	Delinquency	Dependency*	Total
Circuit 1	3,133	965	4,098
Escambia	1,513	322	1,835
Okaloosa	747	335	1,082
Santa Rosa	687	242	929
Walton	186	66	252
Circuit 2	1,575	278	1,853
Franklin	69	7	76
Gadsden	328	131	459
Jefferson	13	5	18
Leon	1,020	106	1,126
Liberty	19	3	22
Wakulla	126	26	152
Circuit 3	689	226	915
Columbia	192	59	251
Dixie	63	48	111
Hamilton	73	11	84
Lafayette	8	6	14
Madison	100	23	123
Suwannee	228	76	304
Taylor	25	3	28
Circuit 4	1,704	379	2,083
Clay	566	184	750
Duval	928	150	1,078
Nassau	210	45	255

6

Circuit Juvenile ❖ Dispositions

CIRCUIT JUVENILE DISPOSITIONS, Continued
by Category and Circuit/County
FY 2002-03

Circuit/County	Delinquency	Dependency*	Total
Circuit 5	3,887	815	4,702
Citrus	443	39	482
Hernando	141	89	230
Lake	789	223	1,012
Marion	2,345	455	2,800
Sumter	169	9	178
Circuit 6	7,289	1,142	8,431
Pasco	1,633	340	1,973
Pinellas	5,656	802	6,458
Circuit 7	3,801	724	4,525
Flagler	294	17	311
Putnam	470	75	545
St. Johns	490	93	583
Volusia	2,547	539	3,086
Circuit 8	1,692	300	1,992
Alachua	1,359	200	1,559
Baker	32	2	34
Bradford	62	6	68
Gilchrist	32	5	37
Levy	158	78	236
Union	49	9	58
Circuit 9	6,524	387	6,911
Orange	5,239	231	5,470
Osceola	1,285	156	1,441

CIRCUIT JUVENILE DISPOSITIONS, Continued
by Category and Circuit/County
FY 2002-03

Circuit/County	Delinquency	Dependency*	Total
Circuit 10	3,663	934	4,597
Hardee	185	45	230
Highlands	833	161	994
Polk	2,645	728	3,373
Circuit 11	8,082	1,110	9,192
Dade	8,082	1,110	9,192
Circuit 12	2,801	378	3,179
Desoto	306	34	340
Manatee	1,214	191	1,405
Sarasota	1,281	153	1,434
Circuit 13	5,155	1,699	6,854
Hillsborough	5,155	1,699	6,854
Circuit 14	1,595	291	1,886
Bay	1,128	206	1,334
Calhoun	101	14	115
Gulf	77	6	83
Holmes	54	10	64
Jackson	187	45	232
Washington	48	10	58
Circuit 15	3,297	390	3,687
Palm Beach	3,297	390	3,687
Circuit 16	205	91	296
Monroe	205	91	296

6

Circuit Juvenile ❖ Dispositions

CIRCUIT JUVENILE DISPOSITIONS, Continued
by Category and Circuit/County
FY 2002-03

Circuit/County	Delinquency	Dependency*	Total
Circuit 17	9,112	1,067	10,179
Broward	9,112	1,067	10,179
Circuit 18	3,342	473	3,815
Brevard	2,385	291	2,676
Seminole	957	182	1,139
Circuit 19	2,766	343	3,109
Indian River	495	94	589
Martin	473	54	527
Okeechobee	208	96	304
St. Lucie	1,590	99	1,689
Circuit 20	4,287	505	4,792
Charlotte	726	19	745
Collier	970	158	1,128
Glades	24	5	29
Hendry	336	16	352
Lee	2,231	307	2,538
State Total	74,599	12,497	87,096

*Termination of Parental Rights dispositions are not included.


CIRCUIT JUVENILE DISPOSITIONS
Statewide by Category and Disposition Type
FY 2002-03

Disposition Type*	Delinquency	Dependency**	Total
Contested	NA	1,914	1,914
Uncontested	NA	10,583	10,583
Total	NA	12,497	12,497

* Contested and uncontested disposition types only apply to dependency cases.

**Termination of Parental Rights dispositions are not included.

DEPENDENCY DISPOSITIONS
by Disposition Type
FY 2002-03



The Circuit Juvenile division also involves special proceedings. In delinquency cases, special proceedings include complaints, reopenings, certifications to criminal division, direct files to criminal division, and detention hearings. In dependency cases, special proceedings include reopenings, foster care review hearings, and shelter hearings. **These data are provided by the 67 clerks of court. However, special proceedings data are not audited for accuracy by the OSCA.**

Delinquency:

Complaint - A complaint is a formal written document submitted to the court by a law enforcement officer, prosecutor or other person, alleging that a specified juvenile has committed a specific delinquent act and requests prosecution of said juvenile. A complaint may be disposed before a petition is ever filed. For example, the court may dispose of a complaint through termination of the charges, direct filing or transfer to criminal court, diversion or alternative sanctions, or arbitration/mediation.

Reopening - A reopening occurs when a case that has previously been reported as disposed is resubmitted to the court where judicial action may be involved.

Certification to Circuit Criminal Division - A certification to the circuit criminal division occurs when a juvenile is transferred to circuit court for prosecution as an adult following a waiver hearing pursuant to section 985.226, Florida Statutes.

Direct File to Criminal Division - A direct file to the criminal division refers to a juvenile who has been transferred to criminal court for prosecution as an adult following the filing of an information by the state attorney pursuant to section 985.227, Florida Statutes.

Detention Hearing - A detention hearing is a hearing held to determine whether a juvenile is to be detained, is to remain in detention, or is to be released while proceedings are pending.

Dependency:

Reopening - A reopening occurs when a case that has previously been reported as disposed is resubmitted to the court through a motion or petition.

Foster Care Judicial Review Hearing - A foster care judicial review hearing is a hearing held before a judge or general master to determine the status of a child or children remaining in foster care or any status of a child or children pursuant to section 39.521, Florida Statutes.

Shelter Hearing - A shelter hearing is a hearing held to determine whether a child is to be sheltered, is to remain in shelter, or is to be released while proceedings are pending pursuant to section 39.402, Florida Statutes.

CIRCUIT JUVENILE DELINQUENCY COMPLAINTS
by Circuit/County
FY 2002-03

Circuit/County	Complaints Filed	Complaints Disposed Prior to Petition	% Complaints Disposed Prior to Petition
Circuit 1	5,537	2,190	39.6%
Escambia	2,808	870	31.0%
Okaloosa	1,245	696	55.9%
Santa Rosa	1,114	480	43.1%
Walton	370	144	38.9%
Circuit 2	2,284	493	21.6%
Franklin	81	25	30.9%
Gadsden	307	118	38.4%
Jefferson	79	11	13.9%
Leon	1,577	267	16.9%
Liberty	23	15	65.2%
Wakulla	217	57	26.3%
Circuit 3	1,812	822	45.4%
Columbia	788	332	42.1%
Dixie	63	22	34.9%
Hamilton	139	121	87.1%
Lafayette	12	0	0.0%
Madison	204	92	45.1%
Suwannee	359	121	33.7%
Taylor	247	134	54.3%
Circuit 4	8,997	4,737	52.7%
Clay	1,188	484	40.7%
Duval	7,393	4,035	54.6%
Nassau	416	218	52.4%

6

CIRCUIT JUVENILE DELINQUENCY COMPLAINTS, Continued
by Circuit/County
FY 2002-03

Circuit/County	Complaints Filed	Complaints Disposed Prior to Petition	% Complaints Disposed Prior to Petition
Circuit 5	6,120	2,074	33.9%
Citrus	803	360	44.8%
Hernando	851	75	8.8%
Lake	1,809	683	37.8%
Marion	2,329	768	33.0%
Sumter	328	188	57.3%
Circuit 6	12,537	4,456	35.5%
Pasco	2,274	551	24.2%
Pinellas	10,263	3,905	38.0%
Circuit 7	8,072	4,167	51.6%
Flagler	684	282	41.2%
Putnam	1,092	497	45.5%
St. Johns	999	444	44.4%
Volusia	5,297	2,944	55.6%
Circuit 8	3,373	1,960	58.1%
Alachua	2,346	1,463	62.4%
Baker	231	53	22.9%
Bradford	220	126	57.3%
Gilchrist	99	58	58.6%
Levy	381	242	63.5%
Union	96	18	18.8%
Circuit 9	9,961	3,390	34.0%
Orange	8,028	2,683	33.4%
Osceola	1,933	707	36.6%

CIRCUIT JUVENILE DELINQUENCY COMPLAINTS, Continued
by Circuit/County
FY 2002-03

Circuit/County	Complaints Filed	Complaints Disposed Prior to Petition	% Complaints Disposed Prior to Petition
Circuit 10	6,689	2,649	39.6%
Hardee	265	69	26.0%
Highlands	985	357	36.2%
Polk	5,439	2,223	40.9%
Circuit 11	12,138	4,388	36.2%
Dade	12,138	4,388	36.2%
Circuit 12	3,183	1,580	49.6%
Desoto	294	303	103.1%
Manatee	1,891	438	23.2%
Sarasota	998	839	84.1%
Circuit 13	12,617	3,722	29.5%
Hillsborough	12,617	3,722	29.5%
Circuit 14	2,803	1,342	47.9%
Bay	2,044	1,082	52.9%
Calhoun	181	0	0.0%
Gulf	97	44	45.4%
Holmes	114	39	34.2%
Jackson	259	105	40.5%
Washington	108	72	66.7%
Circuit 15	7,321	4,526	61.8%
Palm Beach	7,321	4,526	61.8%
Circuit 16	370	101	27.3%
Monroe	370	101	27.3%

CIRCUIT JUVENILE DELINQUENCY COMPLAINTS, Continued
by Circuit/County
FY 2002-03

Circuit/County	Complaints Filed	Complaints Disposed Prior to Petition	% Complaints Disposed Prior to Petition
Circuit 17	12,243	4,707	38.4%
Broward	12,243	4,707	38.4%
Circuit 18	7,208	2,013	27.9%
Brevard	4,183	49	1.2%
Seminole	3,025	1,964	64.9%
Circuit 19	4,375	1,706	39.0%
Indian River	754	323	42.8%
Martin	977	299	30.6%
Okeechobee	518	280	54.1%
St. Lucie	2,126	804	37.8%
Circuit 20	6,959	2,346	33.7%
Charlotte	1,076	537	49.9%
Collier	1,661	528	31.8%
Glades	53	0	0.0%
Hendry	460	74	16.1%
Lee	3,709	1,207	32.5%
State Total	134,599	53,369	39.7%

CIRCUIT JUVENILE SPECIAL PROCEEDINGS
by Circuit
FY 2002-03

Circuit	Delinquency				Dependency			Total
	Reopenings	Certification to Criminal Division	Direct Files to Felony Criminal	Detention Hearings	Reopenings	Foster Care Review Hearings	Shelter Hearings	
1	1,780	5	167	2,759	1,101	2,054	1,363	9,229
2	1,356	3	98	960	102	281	269	3,069
3	67	13	32	151	25	889	221	1,398
4	830	0	116	5,770	7,074	894	2,262	16,946
5	1,292	13	52	1,242	1,709	2,958	870	8,136
6	2,676	6	307	4,764	1,603	4,684	1,669	15,709
7	4,508	1	80	3,200	3,106	2,763	711	14,369
8	1,325	15	82	1,310	1,286	1,861	351	6,230
9	5,876	0	171	5,338	3,949	2,455	803	18,592
10	1,569	0	83	3,588	1,726	4,361	940	12,267
11	14,285	1	502	8,339	1,184	10,048	2,704	37,063
12	1,698	3	51	2,723	593	1,755	707	7,530
13	1,828	1	135	6,633	1,437	6,714	913	17,661
14	361	20	66	555	1,100	566	262	2,930
15	1,725	74	362	3,248	387	2,532	832	9,160
16	292	1	4	147	102	404	131	1,081
17	962	1	198	5,387	1,531	6,663	633	15,375
18	3,105	5	91	6,487	3,227	3,983	1,433	18,331
19	1,260	2	50	2,633	1,759	1,619	632	7,955
20	1,498	0	64	4,163	2,344	1,106	636	9,811
Total	48,293	164	2,711	69,397	35,345	58,590	18,342	232,842

6