

County Civil ❖ **Overview**

The County Civil division includes the following five categories of civil cases: small claims (up to \$5,000), civil (\$5,001 to \$15,000), other civil, evictions, and civil traffic infractions. Within these categories are the following case types:

Small Claims (up to \$5,000) - small claims (up to \$5,000)

Civil (\$5,001 to \$15,000) - civil (\$5,001 to \$15,000)

Other Civil - replevins and other civil⁹

Evictions - evictions

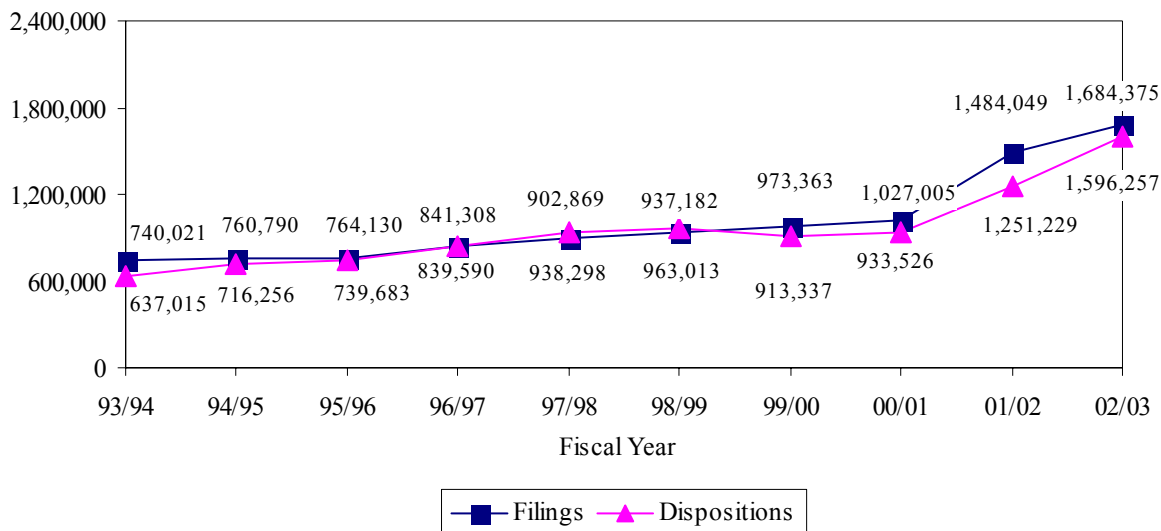
Civil Traffic Infractions - civil traffic infractions (involving a judge or hearing officer)

The Summary Reporting System does not directly capture civil traffic cases. These data are reported independently by clerks of court to the Department of Highway Safety and Motor Vehicles (DHSMV). The DHSMV then provides these data annually to the Office of the State Courts Administrator. Most traffic infraction cases are disposed by the payment of a fine and do not require judicial involvement. Thus, civil traffic infraction statistics have been adjusted to exclude non-judicial cases from this reporting.

In the County Civil division, *Filings* correspond to each complaint or petition filed. *Dispositions* correspond to each complaint or petition disposed. *Jury Trials* are defined as trials in which a group of citizens are impaneled, selected and sworn to determine the issues of fact in a case.

COUNTY CIVIL FILINGS & DISPOSITIONS*

FY 1993-94 to FY 2002-03



*For Fiscal Year 2001-02, the increase in county court filings and dispositions is attributed to a refinement in the methodology used to calculate civil traffic infraction activity. Additionally, for Fiscal Year 2002-03, a significant increase was seen in the county civil traffic infraction data provided by the Department of Highway Safety and Motor Vehicles.

⁹Other civil cases include: non-monetary equity matters, control of animals, interred bodies, injunctive relief, declaratory judgments, and other similar events.

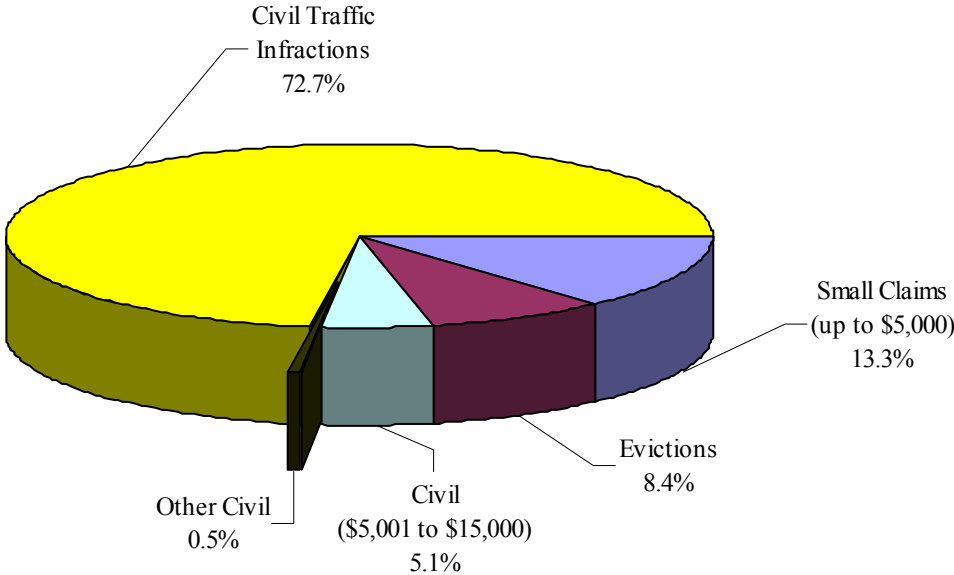


COUNTY CIVIL FILINGS
Statewide by Category, Case Type, and Month
FY 2002-03

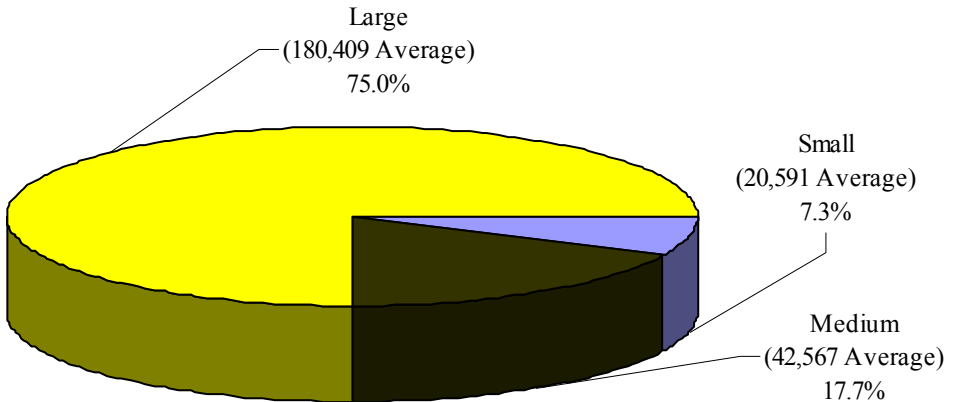
Category/ Case Type	Jul	Aug	Sep	Oct	Nov	Dec	Jan	Feb	Mar	Apr	May	Jun	Total
Small Claims (up to \$5,000)	19,339	17,466	18,682	20,035	16,951	18,184	17,519	17,097	17,727	18,820	20,899	21,193	223,912
Small Claims (up to \$5,000)	19,339	17,466	18,682	20,035	16,951	18,184	17,519	17,097	17,727	18,820	20,899	21,193	223,912
Civil (\$5,001 to \$15,000)	7,542	7,208	7,025	7,646	6,382	6,374	6,891	6,660	7,257	7,479	7,749	7,087	85,300
Civil (\$5,001 to \$15,000)	7,542	7,208	7,025	7,646	6,382	6,374	6,891	6,660	7,257	7,479	7,749	7,087	85,300
Other Civil	872	776	933	869	738	643	718	773	739	660	717	641	9,079
Replevins	496	465	546	581	490	421	458	538	518	423	456	407	5,799
Other Civil	376	311	387	288	248	222	260	235	221	237	261	234	3,280
Evictions	12,890	12,502	12,053	13,082	10,427	11,369	13,115	9,472	10,431	11,656	12,352	12,319	141,668
Evictions	12,890	12,502	12,053	13,082	10,427	11,369	13,115	9,472	10,431	11,656	12,352	12,319	141,668
Civil Traffic*	103,783	105,418	98,449	108,846	97,229	89,957	102,039	97,905	106,118	101,004	108,703	104,965	1,224,416
Civil Traffic Infractions*	103,783	105,418	98,449	108,846	97,229	89,957	102,039	97,905	106,118	101,004	108,703	104,965	1,224,416
Total	144,426	143,370	137,142	150,478	131,727	126,527	140,282	131,907	142,272	139,619	150,420	146,205	1,684,375

*These data do not include all Civil Traffic Infractions reported to the Department of Highway Safety and Motor Vehicles. They only represent those Civil Traffic Infraction filings involving a judge or hearing officer.

COUNTY CIVIL FILINGS by Category FY 2002-03



COUNTY CIVIL FILINGS by Circuit Size* FY 2002-03



*Small Circuits- 2nd, 3rd, 8th, 14th, 16th, 19th; Medium Circuits- 1st, 5th, 7th, 10th, 12th, 18th, 20th; Large Circuits- 4th, 6th, 9th, 11th, 13th, 15th, 17th (as defined in the Glossary).

COUNTY CIVIL FILINGS
by Case Type and Circuit
FY 2002-03

Circuit	Small Claims (up to \$5,000)	Civil (\$5,001 to \$15,000)	Replevins	Other Civil	Evictions	Civil Traffic Infractions*	Total
1	7,479	2,139	215	81	3,427	18,170	31,511
2	6,159	1,496	200	2	3,011	18,262	29,130
3	2,392	560	249	86	572	6,683	10,542
4	12,992	5,504	247	129	13,559	59,657	92,088
5	8,187	2,991	358	50	3,261	20,938	35,785
6	14,316	5,148	279	21	8,041	40,095	67,900
7	8,001	2,941	433	138	4,545	33,578	49,636
8	4,665	1,187	193	6	2,231	16,928	25,210
9	16,779	7,738	295	15	12,753	45,368	82,948
10	6,752	2,197	452	13	3,940	24,535	37,889
11	37,265	16,742	591	1,292	30,198	411,090	497,178
12	7,394	2,108	81	352	3,304	17,243	30,482
13	15,456	5,527	436	41	10,401	39,426	71,287
14	4,468	1,114	323	1	1,763	10,910	18,579
15	16,249	5,707	321	24	9,859	107,763	139,923
16	856	318	2	109	485	5,225	6,995
17	24,718	12,022	403	774	16,839	256,781	311,537
18	10,173	3,875	202	25	5,792	38,569	58,636
19	6,291	2,059	187	36	2,971	21,547	33,091
20	13,320	3,927	332	85	4,716	31,648	54,028
Total	223,912	85,300	5,799	3,280	141,668	1,224,416	1,684,375

*These data do not include all Civil Traffic Infractions reported to the Department of Highway Safety and Motor Vehicles. They only represent those Civil Traffic Infraction filings involving a judge or hearing officer.



COUNTY CIVIL FILINGS
by Category and Circuit/County
FY 2002-03

Circuit/County	Small Claims (up to \$5,000)	Civil (\$5,001 to \$15,000)	Other Civil	Evictions	Civil Traffic Infractions*	Total
Circuit 1	7,479	2,139	296	3,427	18,170	31,511
Escambia	3,590	961	130	1,901	8,479	15,061
Okaloosa	2,263	628	85	938	5,849	9,763
Santa Rosa	955	353	53	379	2,960	4,700
Walton	671	197	28	209	882	1,987
Circuit 2	6,159	1,496	202	3,011	18,262	29,130
Franklin	102	82	21	39	489	733
Gadsden	691	123	3	241	2,301	3,359
Jefferson	118	34	8	22	909	1,091
Leon	4,942	1,181	133	2,641	12,865	21,762
Liberty	36	3	1	4	1,001	1,045
Wakulla	270	73	36	64	697	1,140
Circuit 3	2,392	560	335	572	6,683	10,542
Columbia	1,011	170	195	312	2,213	3,901
Dixie	112	37	13	29	405	596
Hamilton	135	37	13	19	630	834
Lafayette	72	5	3	4	237	321
Madison	223	38	37	53	1,651	2,002
Suwannee	612	189	29	98	938	1,866
Taylor	227	84	45	57	609	1,022
Circuit 4	12,992	5,504	376	13,559	59,657	92,088
Clay	968	469	37	731	3,026	5,231
Duval	11,480	4,865	315	12,623	55,254	84,537
Nassau	544	170	24	205	1,377	2,320

COUNTY CIVIL FILINGS, Continued
by Category and Circuit/County
FY 2002-03

Circuit/County	Small Claims (up to \$5,000)	Civil (\$5,001 to \$15,000)	Other Civil	Evictions	Civil Traffic Infractions*	Total
Circuit 5	8,187	2,991	408	3,261	20,938	35,785
Citrus	1,175	339	73	262	1,845	3,694
Hernando	1,454	610	91	383	3,339	5,877
Lake	1,893	837	79	1,016	6,603	10,428
Marion	3,382	1,138	129	1,504	6,952	13,105
Sumter	283	67	36	96	2,199	2,681
Circuit 6	14,316	5,148	300	8,041	40,095	67,900
Pasco	3,481	1,189	43	1,616	11,853	18,182
Pinellas	10,835	3,959	257	6,425	28,242	49,718
Circuit 7	8,001	2,941	571	4,545	33,578	49,636
Flagler	469	206	17	145	1,625	2,462
Putnam	852	208	80	530	2,282	3,952
St. Johns	1,252	728	106	664	4,106	6,856
Volusia	5,428	1,799	368	3,206	25,565	36,366
Circuit 8	4,665	1,187	199	2,231	16,928	25,210
Alachua	3,522	783	110	1,830	12,753	18,998
Baker	170	87	9	57	674	997
Bradford	346	80	36	108	1,841	2,411
Gilchrist	140	60	0	27	344	571
Levy	429	124	38	138	1,120	1,849
Union	58	53	6	71	196	384
Circuit 9	16,779	7,738	310	12,753	45,368	82,948
Orange	13,863	6,613	214	11,171	34,603	66,464
Osceola	2,916	1,125	96	1,582	10,765	16,484

COUNTY CIVIL FILINGS, Continued
by Category and Circuit/County
FY 2002-03

Circuit/County	Small Claims (up to \$5,000)	Civil (\$5,001 to \$15,000)	Other Civil	Evictions	Civil Traffic Infractions*	Total
Circuit 10	6,752	2,197	465	3,940	24,535	37,889
Hardee	186	62	5	65	1,133	1,451
Highlands	779	262	0	235	2,221	3,497
Polk	5,787	1,873	460	3,640	21,181	32,941
Circuit 11	37,265	16,742	1,883	30,198	411,090	497,178
Dade	37,265	16,742	1,883	30,198	411,090	497,178
Circuit 12	7,394	2,108	433	3,304	17,243	30,482
Desoto	264	72	36	172	595	1,139
Manatee	2,912	871	58	1,724	5,927	11,492
Sarasota	4,218	1,165	339	1,408	10,721	17,851
Circuit 13	15,456	5,527	477	10,401	39,426	71,287
Hillsborough	15,456	5,527	477	10,401	39,426	71,287
Circuit 14	4,468	1,114	324	1,763	10,910	18,579
Bay	2,892	781	120	1,566	6,943	12,302
Calhoun	143	79	29	20	588	859
Gulf	204	29	12	23	355	623
Holmes	259	52	18	33	386	748
Jackson	724	123	113	75	1,413	2,448
Washington	246	50	32	46	1,225	1,599
Circuit 15	16,249	5,707	345	9,859	107,763	139,923
Palm Beach	16,249	5,707	345	9,859	107,763	139,923
Circuit 16	856	318	111	485	5,225	6,995
Monroe	856	318	111	485	5,225	6,995

COUNTY CIVIL FILINGS, Continued
by Category and Circuit/County
FY 2002-03

Circuit/County	Small Claims (up to \$5,000)	Civil (\$5,001 to \$15,000)	Other Civil	Evictions	Civil Traffic Infractions*	Total
Circuit 17	24,718	12,022	1,177	16,839	256,781	311,537
Broward	24,718	12,022	1,177	16,839	256,781	311,537
Circuit 18	10,173	3,875	227	5,792	38,569	58,636
Brevard	4,750	1,760	113	2,681	22,202	31,506
Seminole	5,423	2,115	114	3,111	16,367	27,130
Circuit 19	6,291	2,059	223	2,971	21,547	33,091
Indian River	1,476	339	91	485	3,439	5,830
Martin	1,086	479	37	570	4,033	6,205
Okeechobee	520	126	5	125	830	1,606
St. Lucie	3,209	1,115	90	1,791	13,245	19,450
Circuit 20	13,320	3,927	417	4,716	31,648	54,028
Charlotte	1,305	499	49	494	3,373	5,720
Collier	3,765	1,144	113	1,212	10,346	16,580
Glades	60	11	2	30	875	978
Hendry	331	121	28	190	1,022	1,692
Lee	7,859	2,152	225	2,790	16,032	29,058
State Total	223,912	85,300	9,079	141,668	1,224,416	1,684,375

*These data do not include all Civil Traffic Infractions reported to the Department of Highway Safety and Motor Vehicles. They only represent those Civil Traffic Infraction filings involving a judge or hearing officer.



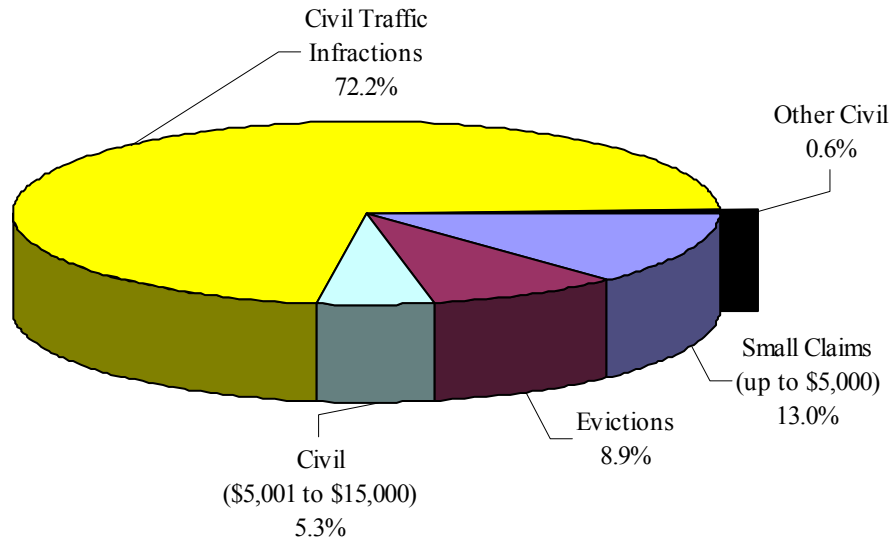
County Civil ❖ Dispositions

COUNTY CIVIL DISPOSITIONS
Statewide by Category, Case Type, and Month
FY 2002-03

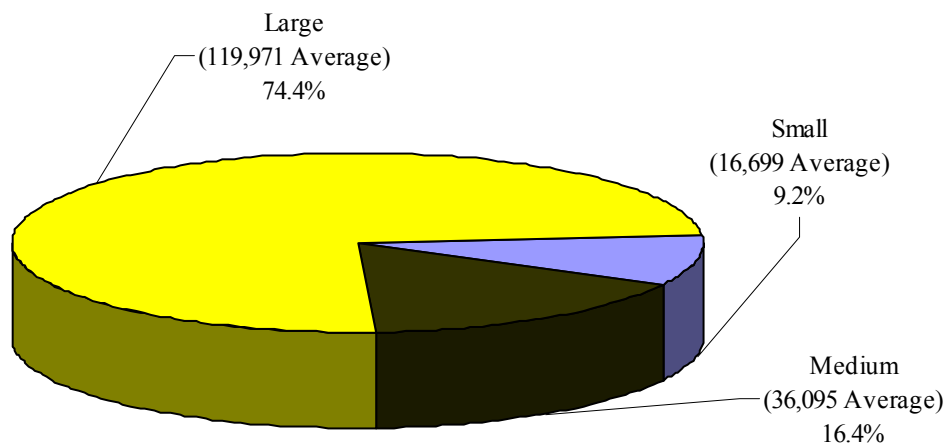
Category/ Case Type	Jul	Aug	Sep	Oct	Nov	Dec	Jan	Feb	Mar	Apr	May	Jun	Total
Small Claims (up to \$5,000)	15,746	16,604	19,329	18,115	15,173	16,795	17,279	16,487	17,731	19,877	17,871	17,239	208,246
Small Claims (up to \$5,000)	15,746	16,604	19,329	18,115	15,173	16,795	17,279	16,487	17,731	19,877	17,871	17,239	208,246
Civil (\$5,001 to \$15,000)	6,424	6,682	8,658	7,447	6,117	6,946	6,891	6,423	7,040	8,247	7,041	6,672	84,588
Civil (\$5,001 to \$15,000)	6,424	6,682	8,658	7,447	6,117	6,946	6,891	6,423	7,040	8,247	7,041	6,672	84,588
Other Civil	762	834	962	852	704	668	675	710	790	761	720	718	9,156
Replevins	398	475	542	512	444	434	428	472	538	516	471	482	5,712
Other Civil	364	359	420	340	260	234	247	238	252	245	249	236	3,444
Evictions	10,993	11,543	17,106	13,314	10,414	10,906	12,240	10,446	10,383	11,894	10,924	12,164	142,327
Evictions	10,993	11,543	17,106	13,314	10,414	10,906	12,240	10,446	10,383	11,894	10,924	12,164	142,327
Civil Traffic*	96,792	101,580	95,048	97,587	99,044	84,766	94,255	93,587	97,602	97,759	100,360	93,560	1,151,940
Civil Traffic Infractions*	96,792	101,580	95,048	97,587	99,044	84,766	94,255	93,587	97,602	97,759	100,360	93,560	1,151,940
Total	130,717	137,243	141,103	137,315	131,452	120,081	131,340	127,653	133,546	138,538	136,916	130,353	1,596,257

*These data do not include all Civil Traffic Infractions reported to the Department of Highway Safety and Motor Vehicles. They only represent those Civil Traffic Infraction dispositions involving a judge or hearing officer.

COUNTY CIVIL DISPOSITIONS
by Category
 FY 2002-03



COUNTY CIVIL DISPOSITIONS
*by Circuit Size**
 FY 2002-03



*Small Circuits- 2nd, 3rd, 8th, 14th, 16th, 19th;
 Medium Circuits- 1st, 5th, 7th, 10th, 12th, 18th, 20th;
 Large Circuits- 4th, 6th, 9th, 11th, 13th, 15th, 17th (as defined in the Glossary).

County Civil ❖ **Dispositions**

COUNTY CIVIL DISPOSITIONS
by Case Type and Circuit
FY 2002-03

Circuit	Small Claims (up to \$5,000)	Civil (\$5,001 to \$15,000)	Replevins	Other Civil	Evictions	Civil Traffic Infractions*	Total
1	7,294	1,812	188	88	3,094	10,065	22,541
2	6,408	1,303	105	3	1,868	13,242	22,929
3	1,603	349	155	47	325	4,134	6,613
4	12,063	5,261	275	144	13,270	55,254	86,267
5	7,246	2,644	319	47	3,183	15,741	29,180
6	13,328	4,661	310	8	7,298	38,910	64,515
7	6,928	2,800	421	138	4,543	39,644	54,474
8	4,902	1,058	253	12	5,069	16,547	27,841
9	13,259	6,789	250	14	10,566	38,535	69,413
10	6,445	2,105	501	11	3,788	17,955	30,805
11	34,865	19,142	674	1,441	31,338	360,745	448,205
12	7,012	1,849	53	266	3,275	11,229	23,684
13	13,916	5,215	385	45	10,232	31,468	61,261
14	3,843	938	265	1	1,503	6,685	13,235
15	15,332	5,561	340	25	9,403	111,809	142,470
16	1,521	585	8	107	1,036	9,062	12,319
17	27,842	13,432	508	894	19,860	253,274	315,810
18	7,735	3,572	168	30	4,932	37,340	53,777
19	5,949	1,925	211	47	2,794	52,864	63,790
20	10,755	3,587	323	76	4,950	27,437	47,128
Total	208,246	84,588	5,712	3,444	142,327	1,151,940	1,596,257

*These data do not include all Civil Traffic Infractions reported to the Department of Highway Safety and Motor Vehicles. They only represent those Civil Traffic Infraction dispositions involving a judge or hearing officer.

COUNTY CIVIL DISPOSITIONS
by Category and Circuit/County
FY 2002-03

Circuit/County	Small Claims (up to \$5,000)	Civil (\$5,001 to \$15,000)	Other Civil	Evictions	Civil Traffic Infractions*	Total
Circuit 1	7,294	1,812	276	3,094	10,065	22,541
Escambia	3,753	874	130	1,844	4,192	10,793
Okaloosa	2,186	508	94	877	3,173	6,838
Santa Rosa	720	270	33	194	2,142	3,359
Walton	635	160	19	179	558	1,551
Circuit 2	6,408	1,303	108	1,868	13,242	22,929
Franklin	66	75	14	9	453	617
Gadsden	559	88	6	155	2,052	2,860
Jefferson	72	26	1	17	134	250
Leon	5,339	1,046	71	1,609	8,992	17,057
Liberty	38	4	0	1	741	784
Wakulla	334	64	16	77	870	1,361
Circuit 3	1,603	349	202	325	4,134	6,613
Columbia	547	89	99	114	1,384	2,233
Dixie	91	22	6	15	659	793
Hamilton	112	27	6	18	447	610
Lafayette	47	6	2	3	119	177
Madison	159	36	25	44	547	811
Suwannee	457	109	19	78	216	879
Taylor	190	60	45	53	762	1,110
Circuit 4	12,063	5,261	419	13,270	55,254	86,267
Clay	1,030	427	51	497	3,090	5,095
Duval	10,526	4,677	339	12,537	50,743	78,822
Nassau	507	157	29	236	1,421	2,350

County Civil ❖ **Dispositions**

COUNTY CIVIL DISPOSITIONS, Continued
by Category and Circuit/County
FY 2002-03

Circuit/County	Small Claims (up to \$5,000)	Civil (\$5,001 to \$15,000)	Other Civil	Evictions	Civil Traffic Infractions*	Total
Circuit 5	7,246	2,644	366	3,183	15,741	29,180
Citrus	1,084	309	70	260	1,637	3,360
Hernando	1,242	550	61	354	4,365	6,572
Lake	1,855	794	92	1,521	4,807	9,069
Marion	2,823	917	113	933	3,615	8,401
Sumter	242	74	30	115	1,317	1,778
Circuit 6	13,328	4,661	318	7,298	38,910	64,515
Pasco	2,327	788	23	1,032	9,106	13,276
Pinellas	11,001	3,873	295	6,266	29,804	51,239
Circuit 7	6,928	2,800	559	4,543	39,644	54,474
Flagler	394	152	17	148	731	1,442
Putnam	628	164	88	285	1,732	2,897
St. Johns	953	675	77	592	8,756	11,053
Volusia	4,953	1,809	377	3,518	28,425	39,082
Circuit 8	4,902	1,058	265	5,069	16,547	27,841
Alachua	3,707	688	153	4,657	8,850	18,055
Baker	176	89	10	49	653	977
Bradford	429	72	53	137	1,924	2,615
Gilchrist	123	57	3	25	102	310
Levy	410	120	41	143	4,843	5,557
Union	57	32	5	58	175	327
Circuit 9	13,259	6,789	264	10,566	38,535	69,413
Orange	10,921	5,946	190	9,197	30,970	57,224
Osceola	2,338	843	74	1,369	7,565	12,189

COUNTY CIVIL DISPOSITIONS, Continued
by Category and Circuit/County
FY 2002-03

Circuit/County	Small Claims (up to \$5,000)	Civil (\$5,001 to \$15,000)	Other Civil	Evictions	Civil Traffic Infractions*	Total
Circuit 10	6,445	2,105	512	3,788	17,955	30,805
Hardee	150	58	20	51	536	815
Highlands	723	245	0	236	1,229	2,433
Polk	5,572	1,802	492	3,501	16,190	27,557
Circuit 11	34,865	19,142	2,115	31,338	360,745	448,205
Dade	34,865	19,142	2,115	31,338	360,745	448,205
Circuit 12	7,012	1,849	319	3,275	11,229	23,684
Desoto	222	71	18	97	550	958
Manatee	2,957	798	50	1,774	3,819	9,398
Sarasota	3,833	980	251	1,404	6,860	13,328
Circuit 13	13,916	5,215	430	10,232	31,468	61,261
Hillsborough	13,916	5,215	430	10,232	31,468	61,261
Circuit 14	3,843	938	266	1,503	6,685	13,235
Bay	2,708	711	112	1,387	4,301	9,219
Calhoun	51	25	4	14	788	882
Gulf	171	29	9	17	201	427
Holmes	155	33	11	17	170	386
Jackson	641	116	118	64	950	1,889
Washington	117	24	12	4	275	432
Circuit 15	15,332	5,561	365	9,403	111,809	142,470
Palm Beach	15,332	5,561	365	9,403	111,809	142,470
Circuit 16	1,521	585	115	1,036	9,062	12,319
Monroe	1,521	585	115	1,036	9,062	12,319

COUNTY CIVIL DISPOSITIONS, Continued
by Category and Circuit/County
FY 2002-03

Circuit/County	Small Claims (up to \$5,000)	Civil (\$5,001 to \$15,000)	Other Civil	Evictions	Civil Traffic Infractions*	Total
Circuit 17	27,842	13,432	1,402	19,860	253,274	315,810
Broward	27,842	13,432	1,402	19,860	253,274	315,810
Circuit 18	7,735	3,572	198	4,932	37,340	53,777
Brevard	3,296	1,466	88	2,088	19,166	26,104
Seminole	4,439	2,106	110	2,844	18,174	27,673
Circuit 19	5,949	1,925	258	2,794	52,864	63,790
Indian River	1,417	324	79	407	4,134	6,361
Martin	1,021	461	45	450	5,100	7,077
Okeechobee	458	114	7	140	795	1,514
St. Lucie	3,053	1,026	127	1,797	42,835	48,838
Circuit 20	10,755	3,587	399	4,950	27,437	47,128
Charlotte	1,129	597	48	849	3,768	6,391
Collier	3,194	959	124	1,259	6,416	11,952
Glades	36	7	0	23	492	558
Hendry	313	67	22	186	1,206	1,794
Lee	6,083	1,957	205	2,633	15,555	26,433
State Total	208,246	84,588	9,156	142,327	1,151,940	1,596,257

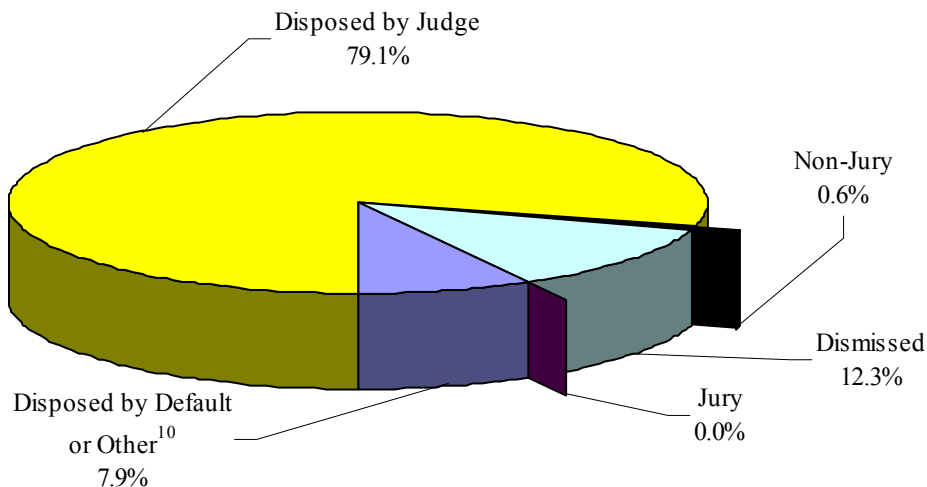
*These data do not include all Civil Traffic Infractions reported to the Department of Highway Safety and Motor Vehicles. They only represent those Civil Traffic Infraction dispositions involving a judge or hearing officer.

COUNTY CIVIL DISPOSITIONS
Statewide by Case Type and Disposition Type
FY 2002-03

Disposition Type	Small Claims (up to \$5,000)	Civil (\$5,001 to \$15,000)	Replevins	Other Civil	Evictions	Civil Traffic Infractions*	Total
Dismissed Before Hearing	44,618	29,702	1,446	507	41,185	NA	117,458
Dismissed After Hearing	58,239	9,893	1,276	795	8,832	NA	79,035
Disposed by Default	28,885	19,752	645	189	59,144	NA	108,615
Disposed by Judge (No Trial)	59,447	18,810	2,017	1,097	29,921	1,151,940	1,263,232
Disposed by Non-Jury	6,835	1,354	114	86	1,370	NA	9,759
Disposed by Jury	55	125	1	2	5	NA	188
Disposed by Other ¹⁰	10,167	4,952	213	768	1,870	NA	17,970
Total	208,246	84,588	5,712	3,444	142,327	1,151,940	1,596,257

*These data do not include all Civil Traffic Infractions reported to the Department of Highway Safety and Motor Vehicles. They only represent those Civil Traffic Infraction dispositions involving a judge or hearing officer.

COUNTY CIVIL DISPOSITIONS
by Disposition Type
FY 2002-03



¹⁰The disposition category "Disposed by Other" is used to report cases as disposed when they are: consolidated into a primary case, transferred or have a change of venue, disposed upon estreatment of a bond, or when a suggestion of bankruptcy is filed.

COUNTY CIVIL JURY TRIAL RATES*
by Circuit
FY 2002-03

Circuit	Disposed by Jury	Total Dispositions	Jury Trial Rates
First (Pensacola)	5	12,476	0.0%
Second (Tallahassee)	0	9,687	0.0%
Third (Lake City)	0	2,479	0.0%
Fourth (Jacksonville)	4	31,013	0.0%
Fifth (Tavares)	1	13,439	0.0%
Sixth (Clearwater)	13	25,605	0.1%
Seventh (Daytona Beach)	8	14,830	0.1%
Eighth (Gainesville)	0	11,294	0.0%
Ninth (Orlando)	6	30,878	0.0%
Tenth (Bartow)	1	12,850	0.0%
Eleventh (Miami)	120	87,460	0.1%
Twelfth (Sarasota)	3	12,455	0.0%
Thirteenth (Tampa)	6	29,793	0.0%
Fourteenth (Panama City)	0	6,550	0.0%
Fifteenth (West Palm Beach)	2	30,661	0.0%
Sixteenth (Key West)	0	3,257	0.0%
Seventeenth (Ft. Lauderdale)	12	62,536	0.0%
Eighteenth (Sanford)	4	16,437	0.0%
Nineteenth (Ft. Pierce)	2	10,926	0.0%
Twentieth (Ft. Myers)	1	19,691	0.0%
Total	188	444,317	0.0%

*These data do not include Civil Traffic Infractions.

The County Civil division also includes special proceedings in the form of reopenings. **These data are provided by the 67 clerks of court. However, special proceedings data are not audited for accuracy by the OSCA.**

Reopening - A reopening occurs when a case that has previously been reported as disposed is resubmitted to the court through a motion or petition.

COUNTY CIVIL SPECIAL PROCEEDINGS

**by Circuit
FY 2002-03**

Circuit	Reopenings
First (Pensacola)	2,772
Second (Tallahassee)	1,213
Third (Lake City)	192
Fourth (Jacksonville)	4,062
Fifth (Tavares)	2,290
Sixth (Clearwater)	4,940
Seventh (Daytona Beach)	3,247
Eighth (Gainesville)	2,621
Ninth (Orlando)	4,618
Tenth (Bartow)	2,576
Eleventh (Miami)	21,052
Twelfth (Sarasota)	1,241
Thirteenth (Tampa)	8,771
Fourteenth (Panama City)	1,377
Fifteenth (West Palm Beach)	6,402
Sixteenth (Key West)	408
Seventeenth (Ft. Lauderdale)	25,460
Eighteenth (Sanford)	3,508
Nineteenth (Ft. Pierce)	1,722
Twentieth (Ft. Myers)	4,556
Total	103,028