

**Circuit Civil** ❖ **Overview**

The Circuit Civil division includes the following four categories of civil cases: professional malpractice and product liability, auto and other negligence, contracts, and other circuit civil. Within these categories are the following case types:

**Professional Malpractice and Product Liability** - professional malpractice and product liability

**Auto and Other Negligence** - auto negligence and other negligence

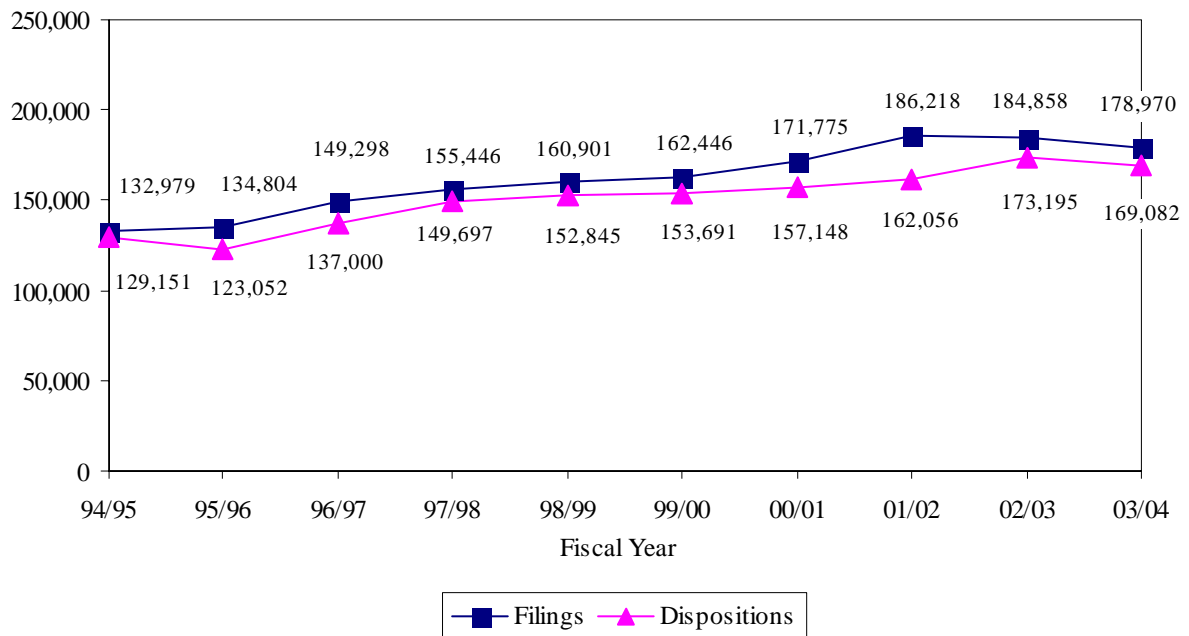
**Contracts** - condominium, contract and indebtedness, real property, and mortgage foreclosure

**Other Circuit Civil** - eminent domain and other<sup>4</sup>

In the Circuit Civil division, *Filings* correspond to each complaint or petition filed. *Dispositions* correspond to each complaint or petition disposed. *Jury Trials* are defined as trials in which a group of citizens are impaneled, selected and sworn to determine the issues of fact in a case.

**CIRCUIT CIVIL FILINGS & DISPOSITIONS**

**FY 1994-95 to FY 2003-04**

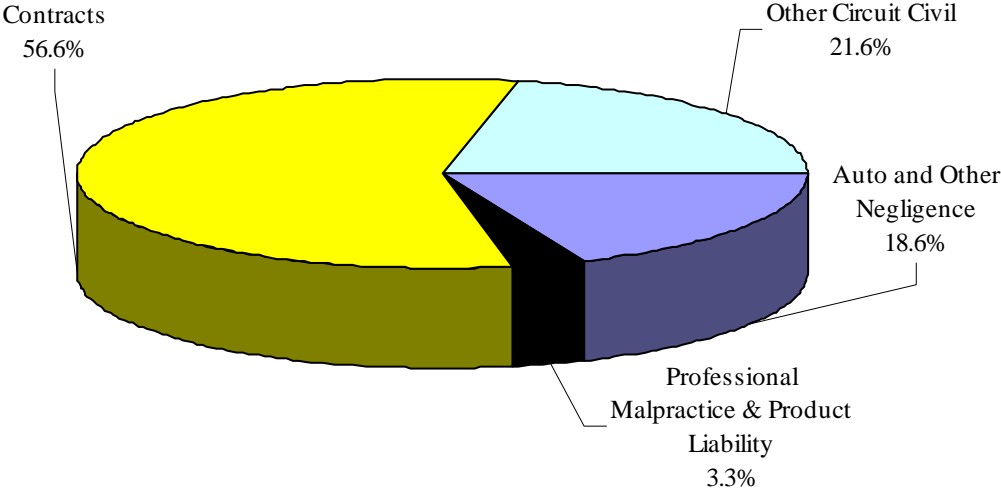


<sup>4</sup>Examples of other cases include: declaratory judgments, injunctions, administrative agency appeals, bond estreatures, replevins, habeas corpus proceedings, forfeitures, interpleaders, and other similar events.

**CIRCUIT CIVIL FILINGS**  
**Statewide by Category, Case Type, and Month**  
**FY 2003-04**

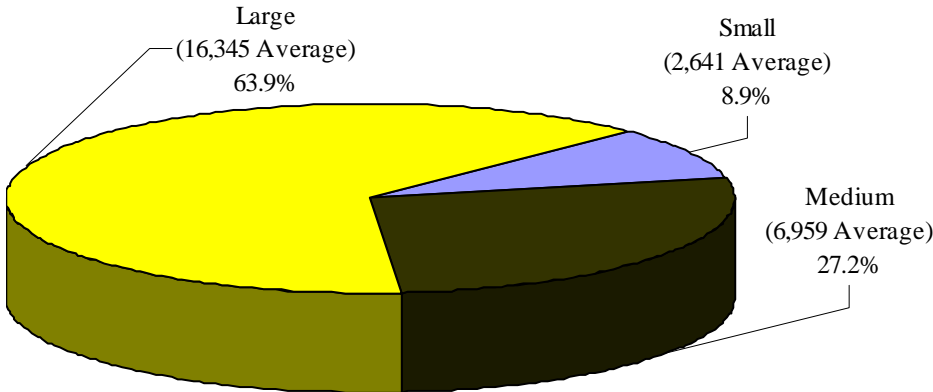
Category/ Case Type	Jul	Aug	Sep	Oct	Nov	Dec	Jan	Feb	Mar	Apr	May	Jun	Total
<b>Professional Malpractice and Product Liability</b>	<b>413</b>	<b>1,103</b>	<b>411</b>	<b>733</b>	<b>347</b>	<b>301</b>	<b>405</b>	<b>515</b>	<b>577</b>	<b>527</b>	<b>252</b>	<b>245</b>	<b>5,829</b>
Professional Malpractice	220	172	190	148	149	228	239	247	209	158	141	135	2,236
Product Liability	193	931	221	585	198	73	166	268	368	369	111	110	3,593
<b>Auto and Other Negligence</b>	<b>2,802</b>	<b>2,594</b>	<b>2,684</b>	<b>2,821</b>	<b>2,389</b>	<b>2,739</b>	<b>2,500</b>	<b>2,708</b>	<b>3,246</b>	<b>2,835</b>	<b>2,606</b>	<b>3,309</b>	<b>33,233</b>
Auto Negligence	1,714	1,502	1,574	1,646	1,447	1,649	1,510	1,605	1,921	1,688	1,570	2,021	19,847
Other Negligence	1,088	1,092	1,110	1,175	942	1,090	990	1,103	1,325	1,147	1,036	1,288	13,386
<b>Contracts</b>	<b>8,705</b>	<b>8,493</b>	<b>8,802</b>	<b>9,560</b>	<b>7,423</b>	<b>8,447</b>	<b>8,873</b>	<b>8,480</b>	<b>9,257</b>	<b>7,852</b>	<b>6,864</b>	<b>8,525</b>	<b>101,281</b>
Condominium	27	16	12	18	3	16	19	10	24	27	10	9	191
Contract & Indebtedness	2,683	2,657	2,725	2,771	2,134	2,424	2,347	2,517	2,897	2,674	2,307	3,195	31,331
Real Property & Mortgage Foreclosure	5,995	5,820	6,065	6,771	5,286	6,007	6,507	5,953	6,336	5,151	4,547	5,321	69,759
<b>Other Circuit Civil</b>	<b>3,117</b>	<b>2,949</b>	<b>3,433</b>	<b>3,616</b>	<b>2,829</b>	<b>3,224</b>	<b>3,109</b>	<b>2,921</b>	<b>3,373</b>	<b>3,440</b>	<b>2,942</b>	<b>3,674</b>	<b>38,627</b>
Eminent Domain	155	173	315	136	93	137	481	181	104	481	161	408	2,825
Other	2,962	2,776	3,118	3,480	2,736	3,087	2,628	2,740	3,269	2,959	2,781	3,266	35,802
<b>Total</b>	<b>15,037</b>	<b>15,139</b>	<b>15,330</b>	<b>16,730</b>	<b>12,988</b>	<b>14,711</b>	<b>14,887</b>	<b>14,624</b>	<b>16,453</b>	<b>14,654</b>	<b>12,664</b>	<b>15,753</b>	<b>178,970</b>

**CIRCUIT CIVIL FILINGS**  
*by Category*  
**FY 2003-04**



3

**CIRCUIT CIVIL FILINGS**  
*by Circuit Size\**  
**FY 2003-04**



\*Small Circuits- 2nd, 3rd, 8th, 14th, 16th, 19th;  
Medium Circuits- 1st, 5th, 7th, 10th, 12th, 18th, 20th;  
Large Circuits- 4th, 6th, 9th, 11th, 13th, 15th, 17th (as defined in the Glossary).

**CIRCUIT CIVIL FILINGS**  
*by Case Type and Circuit*  
**FY 2003-04**

3

<b>Circuit</b>	<b>Professional Malpractice</b>	<b>Product Liability</b>	<b>Auto Negligence</b>	<b>Other Negligence</b>	<b>Condominium</b>	<b>Contract &amp; Indebtedness</b>	<b>Real Property &amp; Mortgage Foreclosure</b>	<b>Eminent Domain</b>	<b>Other</b>	<b>Total</b>
1	74	52	559	278	4	1,023	2,401	163	1,064	5,618
2	66	12	361	218	12	480	1,063	166	1,797	4,175
3	14	6	108	64	0	150	651	3	523	1,519
4	127	73	1,260	754	1	1,498	5,083	282	1,657	10,735
5	94	58	595	344	0	902	3,684	209	1,596	7,482
6	187	111	1,698	1,054	2	2,730	5,352	28	1,763	12,925
7	73	29	856	501	7	868	3,074	215	1,147	6,770
8	45	17	183	125	1	418	996	3	608	2,396
9	135	35	1,510	965	72	2,327	6,696	42	2,386	14,168
10	71	10	651	280	3	809	3,336	85	1,605	6,850
11	343	731	3,004	2,819	21	4,718	10,146	44	7,543	29,369
12	66	20	575	341	14	953	1,902	36	1,282	5,189
13	226	406	1,808	823	0	2,295	4,723	83	1,748	12,112
14	33	11	180	111	8	421	917	55	809	2,545
15	168	722	2,137	1,231	0	2,956	3,778	148	2,393	13,533
16	14	2	91	112	8	176	219	1	272	895
17	245	1,144	2,123	1,936	17	4,624	7,272	94	4,119	21,574
18	97	25	774	492	2	1,303	3,024	45	938	6,700
19	68	21	544	311	6	814	1,441	38	1,071	4,314
20	90	108	830	627	13	1,866	4,001	1,085	1,481	10,101
<b>Total</b>	<b>2,236</b>	<b>3,593</b>	<b>19,847</b>	<b>13,386</b>	<b>191</b>	<b>31,331</b>	<b>69,759</b>	<b>2,825</b>	<b>35,802</b>	<b>178,970</b>

**CIRCUIT CIVIL FILINGS**  
**by Category and Circuit/County**  
**FY 2003-04**

Circuit/County	Professional Malpractice & Product Liability	Auto & Other Negligence	Contracts	Other Circuit Civil	Total
<b>Circuit 1</b>	<b>126</b>	<b>837</b>	<b>3,428</b>	<b>1,227</b>	<b>5,618</b>
Escambia	70	421	1,687	406	2,584
Okaloosa	42	241	708	325	1,316
Santa Rosa	6	108	696	319	1,129
Walton	8	67	337	177	589
<b>Circuit 2</b>	<b>78</b>	<b>579</b>	<b>1,555</b>	<b>1,963</b>	<b>4,175</b>
Franklin	2	17	47	61	127
Gadsden	3	73	229	119	424
Jefferson	6	1	58	36	101
Leon	63	462	1,078	1,578	3,181
Liberty	0	3	24	28	55
Wakulla	4	23	119	141	287
<b>Circuit 3</b>	<b>20</b>	<b>172</b>	<b>801</b>	<b>526</b>	<b>1,519</b>
Columbia	16	86	364	179	645
Dixie	0	5	43	22	70
Hamilton	1	7	59	78	145
Lafayette	0	0	16	32	48
Madison	1	25	77	73	176
Suwannee	2	32	187	80	301
Taylor	0	17	55	62	134
<b>Circuit 4</b>	<b>200</b>	<b>2,014</b>	<b>6,582</b>	<b>1,939</b>	<b>10,735</b>
Clay	11	156	773	203	1,143
Duval	186	1,800	5,487	1,569	9,042
Nassau	3	58	322	167	550

**CIRCUIT CIVIL FILINGS, Continued**  
**by Category and Circuit/County**  
**FY 2003-04**

Circuit/County	Professional Malpractice & Product Liability	Auto & Other Negligence	Contracts	Other Circuit Civil	Total
<b>Circuit 5</b>	<b>152</b>	<b>939</b>	<b>4,586</b>	<b>1,805</b>	<b>7,482</b>
Citrus	19	122	598	277	1,016
Hernando	24	209	837	269	1,339
Lake	64	212	1,254	296	1,826
Marion	42	361	1,709	536	2,648
Sumter	3	35	188	427	653
<b>Circuit 6</b>	<b>298</b>	<b>2,752</b>	<b>8,084</b>	<b>1,791</b>	<b>12,925</b>
Pasco	36	619	2,351	468	3,474
Pinellas	262	2,133	5,733	1,323	9,451
<b>Circuit 7</b>	<b>102</b>	<b>1,357</b>	<b>3,949</b>	<b>1,362</b>	<b>6,770</b>
Flagler	7	81	301	304	693
Putnam	13	94	449	123	679
St. Johns	16	182	605	271	1,074
Volusia	66	1,000	2,594	664	4,324
<b>Circuit 8</b>	<b>62</b>	<b>308</b>	<b>1,415</b>	<b>611</b>	<b>2,396</b>
Alachua	51	222	803	235	1,311
Baker	1	14	88	114	217
Bradford	8	27	143	91	269
Gilchrist	0	8	68	33	109
Levy	2	17	263	91	373
Union	0	20	50	47	117
<b>Circuit 9</b>	<b>170</b>	<b>2,475</b>	<b>9,095</b>	<b>2,428</b>	<b>14,168</b>
Orange	156	2,115	6,800	2,002	11,073
Osceola	14	360	2,295	426	3,095

**CIRCUIT CIVIL FILINGS, Continued**  
**by Category and Circuit/County**  
**FY 2003-04**

Circuit/County	Professional Malpractice & Product Liability	Auto & Other Negligence	Contracts	Other Circuit Civil	Total
<b>Circuit 10</b>	<b>81</b>	<b>931</b>	<b>4,148</b>	<b>1,690</b>	<b>6,850</b>
Hardee	4	36	101	90	231
Highlands	11	97	615	141	864
Polk	66	798	3,432	1,459	5,755
<b>Circuit 11</b>	<b>1,074</b>	<b>5,823</b>	<b>14,885</b>	<b>7,587</b>	<b>29,369</b>
Dade	1,074	5,823	14,885	7,587	29,369
<b>Circuit 12</b>	<b>86</b>	<b>916</b>	<b>2,869</b>	<b>1,318</b>	<b>5,189</b>
Desoto	0	34	136	107	277
Manatee	30	394	1,080	384	1,888
Sarasota	56	488	1,653	827	3,024
<b>Circuit 13</b>	<b>632</b>	<b>2,631</b>	<b>7,018</b>	<b>1,831</b>	<b>12,112</b>
Hillsborough	632	2,631	7,018	1,831	12,112
<b>Circuit 14</b>	<b>44</b>	<b>291</b>	<b>1,346</b>	<b>864</b>	<b>2,545</b>
Bay	31	220	863	413	1,527
Calhoun	0	2	45	94	141
Gulf	1	9	59	84	153
Holmes	1	14	71	72	158
Jackson	10	36	212	81	339
Washington	1	10	96	120	227
<b>Circuit 15</b>	<b>890</b>	<b>3,368</b>	<b>6,734</b>	<b>2,541</b>	<b>13,533</b>
Palm Beach	890	3,368	6,734	2,541	13,533
<b>Circuit 16</b>	<b>16</b>	<b>203</b>	<b>403</b>	<b>273</b>	<b>895</b>
Monroe	16	203	403	273	895

**CIRCUIT CIVIL FILINGS, Continued**  
*by Category and Circuit/County*  
**FY 2003-04**

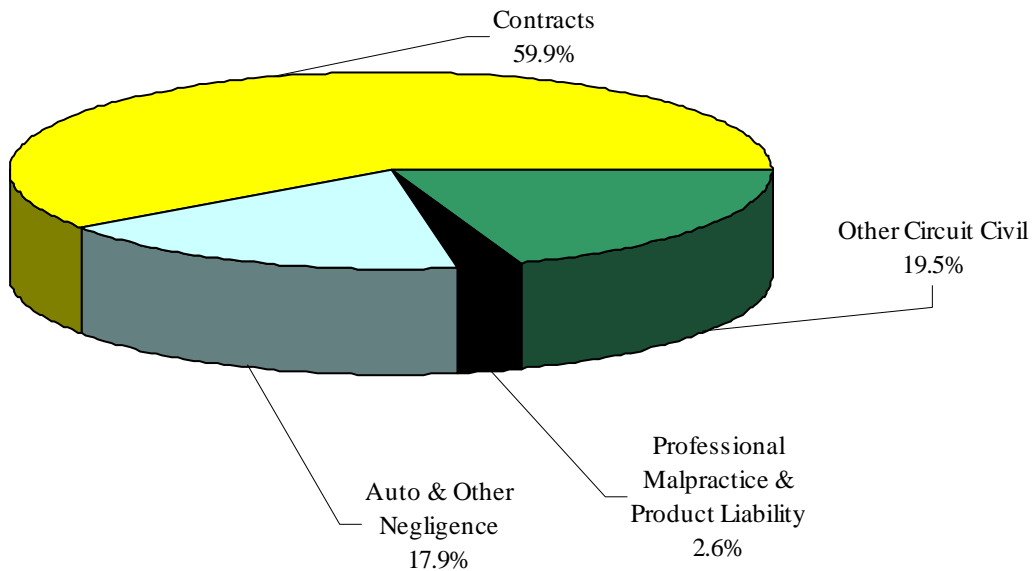
<b>Circuit/County</b>	<b>Professional Malpractice &amp; Product Liability</b>	<b>Auto &amp; Other Negligence</b>	<b>Contracts</b>	<b>Other Circuit Civil</b>	<b>Total</b>
<b>Circuit 17</b>	<b>1,389</b>	<b>4,059</b>	<b>11,913</b>	<b>4,213</b>	<b>21,574</b>
Broward	1,389	4,059	11,913	4,213	21,574
<b>Circuit 18</b>	<b>122</b>	<b>1,266</b>	<b>4,329</b>	<b>983</b>	<b>6,700</b>
Brevard	76	801	2,264	569	3,710
Seminole	46	465	2,065	414	2,990
<b>Circuit 19</b>	<b>89</b>	<b>855</b>	<b>2,261</b>	<b>1,109</b>	<b>4,314</b>
Indian River	24	186	531	146	887
Martin	21	210	526	283	1,040
Okeechobee	5	49	233	97	384
St. Lucie	39	410	971	583	2,003
<b>Circuit 20</b>	<b>198</b>	<b>1,457</b>	<b>5,880</b>	<b>2,566</b>	<b>10,101</b>
Charlotte	14	188	853	1,171	2,226
Collier	50	494	1,257	471	2,272
Glades	0	3	53	35	91
Hendry	2	43	194	61	300
Lee	132	729	3,523	828	5,212
<b>State Total</b>	<b>5,829</b>	<b>33,233</b>	<b>101,281</b>	<b>38,627</b>	<b>178,970</b>



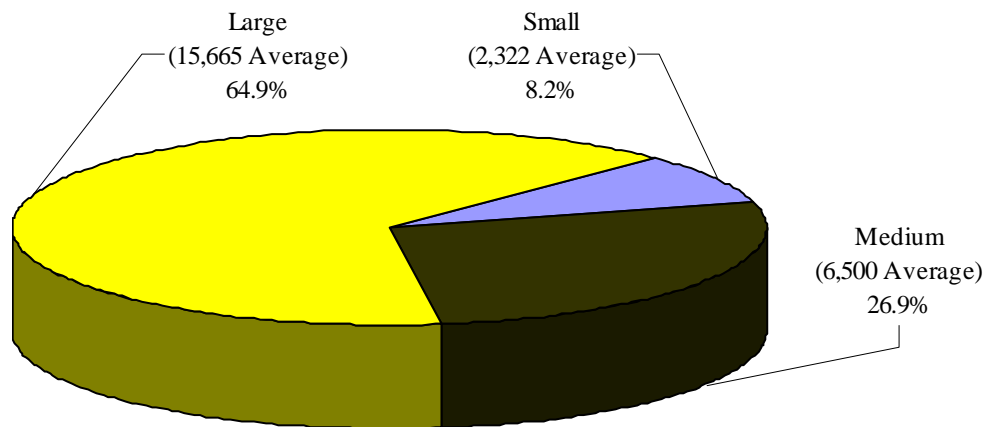
**CIRCUIT CIVIL DISPOSITIONS**  
**Statewide by Category, Case Type, and Month**  
**FY 2003-04**

Category/ Case Type	Jul	Aug	Sep	Oct	Nov	Dec	Jan	Feb	Mar	Apr	May	Jun	Total
<b>Professional Malpractice and Product Liability</b>	<b>273</b>	<b>366</b>	<b>337</b>	<b>391</b>	<b>213</b>	<b>355</b>	<b>288</b>	<b>419</b>	<b>272</b>	<b>418</b>	<b>419</b>	<b>634</b>	<b>4,385</b>
Professional Malpractice	173	159	163	207	137	161	159	148	195	190	164	174	2,030
Product Liability	100	207	174	184	76	194	129	271	77	228	255	460	2,355
<b>Auto and Other Negligence</b>	<b>2,726</b>	<b>2,545</b>	<b>2,576</b>	<b>2,682</b>	<b>2,122</b>	<b>2,514</b>	<b>2,505</b>	<b>2,399</b>	<b>2,771</b>	<b>2,480</b>	<b>2,345</b>	<b>2,678</b>	<b>30,343</b>
Auto Negligence	1,627	1,518	1,545	1,662	1,280	1,514	1,534	1,453	1,646	1,518	1,393	1,539	18,229
Other Negligence	1,099	1,027	1,031	1,020	842	1,000	971	946	1,125	962	952	1,139	12,114
<b>Contracts</b>	<b>9,080</b>	<b>8,831</b>	<b>8,453</b>	<b>8,788</b>	<b>6,794</b>	<b>7,643</b>	<b>8,215</b>	<b>7,918</b>	<b>10,212</b>	<b>8,919</b>	<b>8,134</b>	<b>8,313</b>	<b>101,300</b>
Condominium	24	23	25	40	17	23	23	21	24	19	17	19	275
Contract & Indebtedness	2,600	2,756	2,622	2,596	2,085	2,201	2,465	2,417	2,768	2,362	2,412	2,459	29,743
Real Property & Mortgage Foreclosure	6,456	6,052	5,806	6,152	4,692	5,419	5,727	5,480	7,420	6,538	5,705	5,835	71,282
<b>Other Circuit Civil</b>	<b>2,765</b>	<b>2,927</b>	<b>3,004</b>	<b>3,066</b>	<b>2,242</b>	<b>2,618</b>	<b>2,629</b>	<b>2,710</b>	<b>3,062</b>	<b>2,680</b>	<b>2,569</b>	<b>2,782</b>	<b>33,054</b>
Eminent Domain	101	124	300	358	111	83	137	111	132	94	120	93	1,764
Other	2,664	2,803	2,704	2,708	2,131	2,535	2,492	2,599	2,930	2,586	2,449	2,689	31,290
<b>Total</b>	<b>14,844</b>	<b>14,669</b>	<b>14,370</b>	<b>14,927</b>	<b>11,371</b>	<b>13,130</b>	<b>13,637</b>	<b>13,446</b>	<b>16,317</b>	<b>14,497</b>	<b>13,467</b>	<b>14,407</b>	<b>169,082</b>

**CIRCUIT CIVIL DISPOSITIONS**  
*by Category*  
 FY 2003-04



**CIRCUIT CIVIL DISPOSITIONS**  
*by Circuit Size\**  
 FY 2003-04



\*Small Circuits- 2nd, 3rd, 8th, 14th, 16th, 19th;  
 Medium Circuits- 1st, 5th, 7th, 10th, 12th, 18th, 20th;  
 Large Circuits- 4th, 6th, 9th, 11th, 13th, 15th, 17th (as defined in the Glossary).

**CIRCUIT CIVIL DISPOSITIONS**  
**by Case Type and Circuit**  
**FY 2003-04**

Circuit	Professional Malpractice	Product Liability	Auto Negligence	Other Negligence	Condominium	Contract & Indebtedness	Real Property & Mortgage Foreclosure	Eminent Domain	Other	Total
1	54	91	518	240	5	869	2,399	54	878	5,108
2	26	14	288	187	9	336	1,043	66	1,537	3,506
3	14	5	104	71	0	171	680	5	565	1,615
4	95	55	1,123	655	0	1,162	4,246	88	1,243	8,667
5	66	48	527	334	1	780	3,775	79	1,454	7,064
6	134	133	1,627	1,141	5	2,600	5,516	28	1,603	12,787
7	91	53	928	519	9	870	3,324	194	1,004	6,992
8	35	7	176	107	0	360	993	10	512	2,200
9	142	52	1,298	846	99	2,401	6,823	27	2,112	13,800
10	60	7	515	244	2	735	3,617	74	1,481	6,735
11	315	659	2,830	2,728	68	5,241	11,216	22	6,808	29,887
12	81	20	501	318	16	797	1,815	35	1,112	4,695
13	142	197	1,675	727	0	1,900	4,640	89	1,559	10,929
14	20	12	181	97	27	383	770	17	587	2,094
15	190	823	1,849	1,067	3	3,008	3,858	182	2,242	13,222
16	17	4	71	92	1	129	245	0	309	868
17	306	101	2,062	1,683	14	4,655	7,736	88	3,718	20,363
18	95	23	711	393	3	1,149	3,166	72	738	6,350
19	64	26	503	230	5	609	1,471	41	697	3,646
20	83	25	742	435	8	1,588	3,949	593	1,131	8,554
<b>Total</b>	<b>2,030</b>	<b>2,355</b>	<b>18,229</b>	<b>12,114</b>	<b>275</b>	<b>29,743</b>	<b>71,282</b>	<b>1,764</b>	<b>31,290</b>	<b>169,082</b>

**CIRCUIT CIVIL DISPOSITIONS**  
**by Category and Circuit/County**  
**FY 2003-04**

Circuit/County	Professional Malpractice & Product Liability	Auto & Other Negligence	Contracts	Other Circuit Civil	Total
<b>Circuit 1</b>	<b>145</b>	<b>758</b>	<b>3,273</b>	<b>932</b>	<b>5,108</b>
Escambia	114	409	1,662	334	2,519
Okaloosa	22	203	627	297	1,149
Santa Rosa	6	94	688	189	977
Walton	3	52	296	112	463
<b>Circuit 2</b>	<b>40</b>	<b>475</b>	<b>1,388</b>	<b>1,603</b>	<b>3,506</b>
Franklin	0	3	39	41	83
Gadsden	4	112	257	167	540
Jefferson	7	4	35	31	77
Leon	28	349	943	1,271	2,591
Liberty	0	2	16	23	41
Wakulla	1	5	98	70	174
<b>Circuit 3</b>	<b>19</b>	<b>175</b>	<b>851</b>	<b>570</b>	<b>1,615</b>
Columbia	11	103	417	213	744
Dixie	1	4	34	16	55
Hamilton	2	11	75	105	193
Lafayette	0	0	7	14	21
Madison	1	27	73	91	192
Suwannee	1	16	183	73	273
Taylor	3	14	62	58	137
<b>Circuit 4</b>	<b>150</b>	<b>1,778</b>	<b>5,408</b>	<b>1,331</b>	<b>8,667</b>
Clay	9	139	748	155	1,051
Duval	141	1,600	4,370	1,097	7,208
Nassau	0	39	290	79	408

**CIRCUIT CIVIL DISPOSITIONS, Continued**  
**by Category and Circuit/County**  
**FY 2003-04**

Circuit/County	Professional Malpractice & Product Liability	Auto & Other Negligence	Contracts	Other Circuit Civil	Total
<b>Circuit 5</b>	<b>114</b>	<b>861</b>	<b>4,556</b>	<b>1,533</b>	<b>7,064</b>
Citrus	13	115	614	155	897
Hernando	21	157	775	218	1,171
Lake	53	212	1,315	272	1,852
Marion	24	333	1,665	481	2,503
Sumter	3	44	187	407	641
<b>Circuit 6</b>	<b>267</b>	<b>2,768</b>	<b>8,121</b>	<b>1,631</b>	<b>12,787</b>
Pasco	26	561	2,134	414	3,135
Pinellas	241	2,207	5,987	1,217	9,652
<b>Circuit 7</b>	<b>144</b>	<b>1,447</b>	<b>4,203</b>	<b>1,198</b>	<b>6,992</b>
Flagler	4	72	299	291	666
Putnam	11	79	417	83	590
St. Johns	13	146	572	183	914
Volusia	116	1,150	2,915	641	4,822
<b>Circuit 8</b>	<b>42</b>	<b>283</b>	<b>1,353</b>	<b>522</b>	<b>2,200</b>
Alachua	42	216	771	226	1,255
Baker	0	13	86	83	182
Bradford	0	9	130	59	198
Gilchrist	0	7	66	32	105
Levy	0	21	265	90	376
Union	0	17	35	32	84
<b>Circuit 9</b>	<b>194</b>	<b>2,144</b>	<b>9,323</b>	<b>2,139</b>	<b>13,800</b>
Orange	157	1,899	7,349	1,811	11,216
Osceola	37	245	1,974	328	2,584

**CIRCUIT CIVIL DISPOSITIONS, Continued**  
**by Category and Circuit/County**  
**FY 2003-04**

Circuit/County	Professional Malpractice & Product Liability	Auto & Other Negligence	Contracts	Other Circuit Civil	Total
<b>Circuit 10</b>	<b>67</b>	<b>759</b>	<b>4,354</b>	<b>1,555</b>	<b>6,735</b>
Hardee	0	24	91	77	192
Highlands	7	86	513	138	744
Polk	60	649	3,750	1,340	5,799
<b>Circuit 11</b>	<b>974</b>	<b>5,558</b>	<b>16,525</b>	<b>6,830</b>	<b>29,887</b>
Dade	974	5,558	16,525	6,830	29,887
<b>Circuit 12</b>	<b>101</b>	<b>819</b>	<b>2,628</b>	<b>1,147</b>	<b>4,695</b>
Desoto	3	26	92	121	242
Manatee	34	333	1,002	298	1,667
Sarasota	64	460	1,534	728	2,786
<b>Circuit 13</b>	<b>339</b>	<b>2,402</b>	<b>6,540</b>	<b>1,648</b>	<b>10,929</b>
Hillsborough	339	2,402	6,540	1,648	10,929
<b>Circuit 14</b>	<b>32</b>	<b>278</b>	<b>1,180</b>	<b>604</b>	<b>2,094</b>
Bay	28	212	868	338	1,446
Calhoun	1	3	29	65	98
Gulf	0	4	24	42	70
Holmes	0	9	60	67	136
Jackson	3	30	124	27	184
Washington	0	20	75	65	160
<b>Circuit 15</b>	<b>1,013</b>	<b>2,916</b>	<b>6,869</b>	<b>2,424</b>	<b>13,222</b>
Palm Beach	1,013	2,916	6,869	2,424	13,222
<b>Circuit 16</b>	<b>21</b>	<b>163</b>	<b>375</b>	<b>309</b>	<b>868</b>
Monroe	21	163	375	309	868

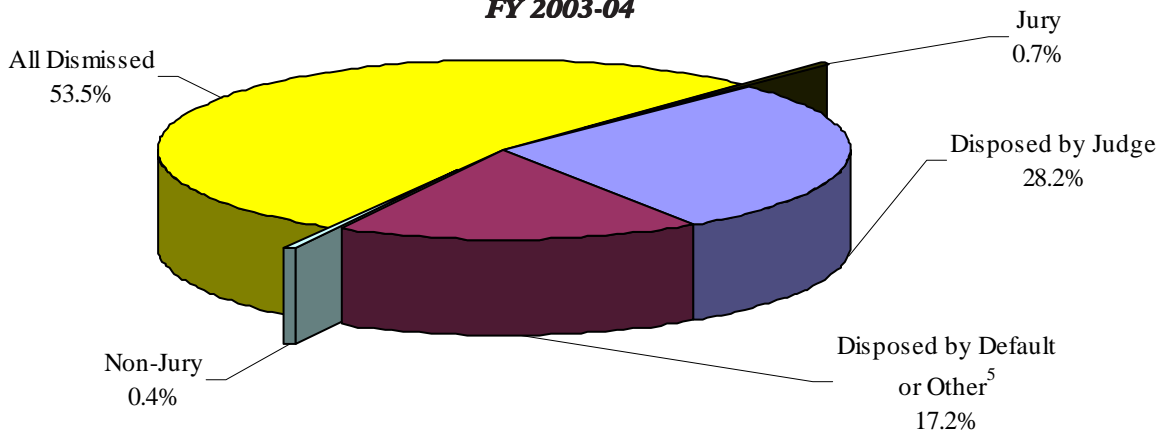
**CIRCUIT CIVIL DISPOSITIONS, Continued**  
**by Category and Circuit/County**  
**FY 2003-04**

<b>Circuit/County</b>	<b>Professional Malpractice &amp; Product Liability</b>	<b>Auto &amp; Other Negligence</b>	<b>Contracts</b>	<b>Other Circuit Civil</b>	<b>Total</b>
<b>Circuit 17</b>	<b>407</b>	<b>3,745</b>	<b>12,405</b>	<b>3,806</b>	<b>20,363</b>
Broward	407	3,745	12,405	3,806	20,363
<b>Circuit 18</b>	<b>118</b>	<b>1,104</b>	<b>4,318</b>	<b>810</b>	<b>6,350</b>
Brevard	67	674	2,127	419	3,287
Seminole	51	430	2,191	391	3,063
<b>Circuit 19</b>	<b>90</b>	<b>733</b>	<b>2,085</b>	<b>738</b>	<b>3,646</b>
Indian River	30	170	482	115	797
Martin	28	190	498	179	895
Okeechobee	4	27	196	69	296
St. Lucie	28	346	909	375	1,658
<b>Circuit 20</b>	<b>108</b>	<b>1,177</b>	<b>5,545</b>	<b>1,724</b>	<b>8,554</b>
Charlotte	9	130	741	154	1,034
Collier	37	394	1,238	839	2,508
Glades	0	3	20	4	27
Hendry	2	32	161	49	244
Lee	60	618	3,385	678	4,741
<b>State Total</b>	<b>4,385</b>	<b>30,343</b>	<b>101,300</b>	<b>33,054</b>	<b>169,082</b>

**CIRCUIT CIVIL DISPOSITIONS**  
**Statewide by Case Type and Disposition Type**  
**FY 2003-04**

Disposition Type	Professional Malpractice	Product Liability	Auto Negligence	Other Negligence	Condo-minium	Contract & Indebtedness	Real Property & Mortgage Foreclosure	Eminent Domain	Other	Total
Dismissed Before Hearing	383	993	6,939	3,230	68	8,480	24,474	95	8,059	52,721
Dismissed After Hearing	1,016	642	7,551	6,079	71	8,252	7,222	297	6,662	37,792
Disposed by Default	5	4	419	87	81	4,049	12,076	11	2,211	18,943
Disposed by Judge (No Trial)	379	284	2,095	1,608	47	6,352	24,893	1,318	10,716	47,692
Disposed by Non-Jury	6	4	40	41	1	240	107	3	216	658
Disposed by Jury	118	17	417	308	1	152	12	13	122	1,160
Disposed by Other <sup>5</sup>	123	411	768	761	6	2,218	2,498	27	3,304	10,116
<b>Total</b>	<b>2,030</b>	<b>2,355</b>	<b>18,229</b>	<b>12,114</b>	<b>275</b>	<b>29,743</b>	<b>71,282</b>	<b>1,764</b>	<b>31,290</b>	<b>169,082</b>

**CIRCUIT CIVIL DISPOSITIONS**  
**by Disposition Type**  
**FY 2003-04**



<sup>5</sup>The disposition category "Disposed by Other" is used to report cases as disposed when they are: consolidated into a primary case, transferred or have a change of venue, disposed upon estreature of a bond, etc.



**CIRCUIT CIVIL JURY TRIAL RATES**  
**by Circuit**  
**FY 2003-04**

Circuit	Disposed by Jury	Total Dispositions	Jury Trial Rates
First (Pensacola)	22	5,108	0.4%
Second (Tallahassee)	12	3,506	0.3%
Third (Lake City)	6	1,615	0.4%
Fourth (Jacksonville)	61	8,667	0.7%
Fifth (Tavares)	18	7,064	0.3%
Sixth (Clearwater)	118	12,787	0.9%
Seventh (Daytona Beach)	38	6,992	0.5%
Eighth (Gainesville)	16	2,200	0.7%
Ninth (Orlando)	33	13,800	0.2%
Tenth (Bartow)	28	6,735	0.4%
Eleventh (Miami)	334	29,887	1.1%
Twelfth (Sarasota)	16	4,695	0.3%
Thirteenth (Tampa)	69	10,929	0.6%
Fourteenth (Panama City)	2	2,094	0.1%
Fifteenth (West Palm Beach)	101	13,222	0.8%
Sixteenth (Key West)	7	868	0.8%
Seventeenth (Ft. Lauderdale)	183	20,363	0.9%
Eighteenth (Sanford)	32	6,350	0.5%
Nineteenth (Ft. Pierce)	40	3,646	1.1%
Twentieth (Ft. Myers)	24	8,554	0.3%
<b>Total</b>	<b>1,160</b>	<b>169,082</b>	<b>0.7%</b>

The Circuit Civil division also includes special proceedings such as reopenings and appeals filed from county court. **These data are provided by the 67 clerks of court. However, special proceedings data are not audited for accuracy by the OSCA.**

**Reopening** - A reopening occurs when a case that has previously been reported as disposed is resubmitted to the court through a motion or petition.

**Appeal Filed From County Court** - An appeal filed from county court is a request that a case be removed from the county court and sent to the circuit court for review.

### **CIRCUIT CIVIL SPECIAL PROCEEDINGS** *by Circuit* **FY 2003-04**

Circuit	Reopenings	Appeals Filed From County Court	Total
First (Pensacola)	1,366	21	1,387
Second (Tallahassee)	716	41	757
Third (Lake City)	82	17	99
Fourth (Jacksonville)	4,916	75	4,991
Fifth (Tavares)	1,791	65	1,856
Sixth (Clearwater)	4,173	69	4,242
Seventh (Daytona Beach)	2,596	34	2,630
Eighth (Gainesville)	897	26	923
Ninth (Orlando)	3,927	16	3,943
Tenth (Bartow)	2,772	25	2,797
Eleventh (Miami)	14,119	325	14,444
Twelfth (Sarasota)	2,234	11	2,245
Thirteenth (Tampa)	4,397	102	4,499
Fourteenth (Panama City)	515	14	529
Fifteenth (West Palm Beach)	4,218	106	4,324
Sixteenth (Key West)	91	13	104
Seventeenth (Ft. Lauderdale)	16,412	212	16,624
Eighteenth (Sanford)	3,035	331	3,366
Nineteenth (Ft. Pierce)	761	54	815
Twentieth (Ft. Myers)	3,683	43	3,726
<b>Total</b>	<b>72,701</b>	<b>1,600</b>	<b>74,301</b>