

Circuit Criminal ❖ Overview

The Circuit Criminal division includes the following five categories of felony offenses: capital murder, violent crimes, crimes against persons, crimes against property, and drug crimes. Within these categories are the following case types:

Capital Murder - capital murder offenses

Violent Crimes - non-capital murder and sexual offenses

Crimes Against Persons - robbery and other crimes against persons

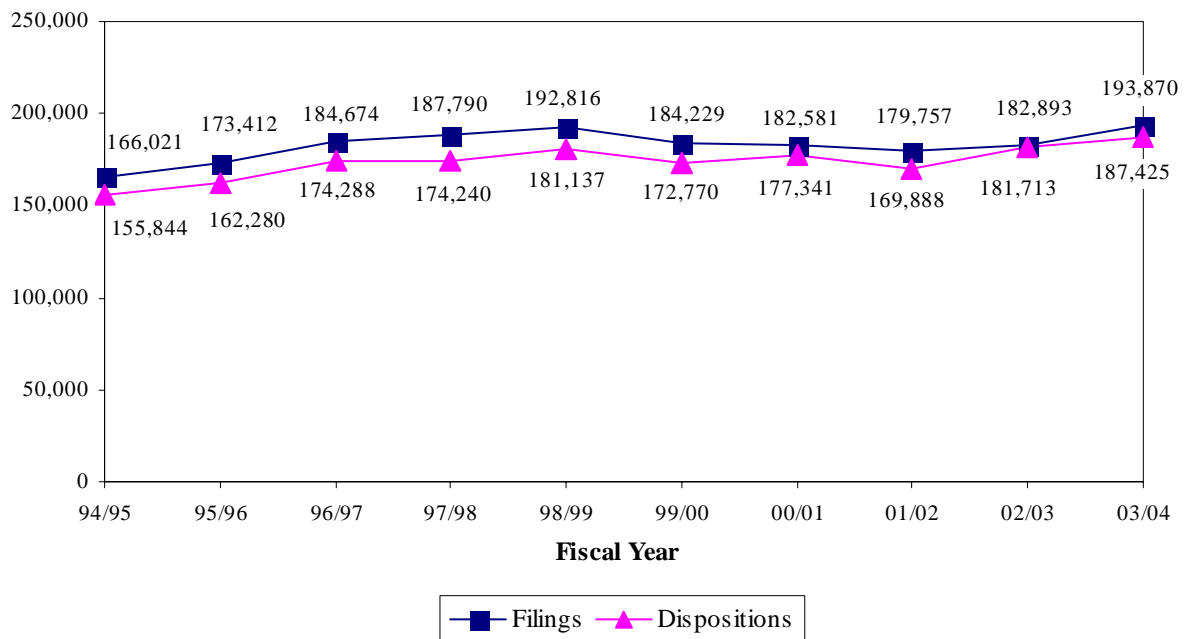
Crimes Against Property - burglary, theft, forgery, fraud, worthless checks, other crimes against property, and other felony offenses¹

Drug Crimes - drug offenses

In the Circuit Criminal division, *Filings* correspond to each defendant against whom an information or indictment is filed. *Dispositions* correspond to each defendant for whom a final judicial decision is rendered terminating a criminal proceeding by an acquittal, a dismissal, or a judgment stating the specific sentence (in the case of a conviction). *Charges* are defined as each individual offense with which a defendant is accused. These charges or counts are tied directly to each filing. *Jury Trials* are defined as trials in which a group of citizens are impaneled, selected and sworn to determine the issues of fact in a case.

CIRCUIT CRIMINAL FILINGS & DISPOSITIONS

FY 1994-95 to FY 2003-04



¹Other felony offenses fall under the “crimes against property” case type because they are handled similarly to property offenses. Examples of other felony offenses are: weapon charges, resisting arrest, contempt of court, failure to appear, accessory after the fact, book-making, etc.

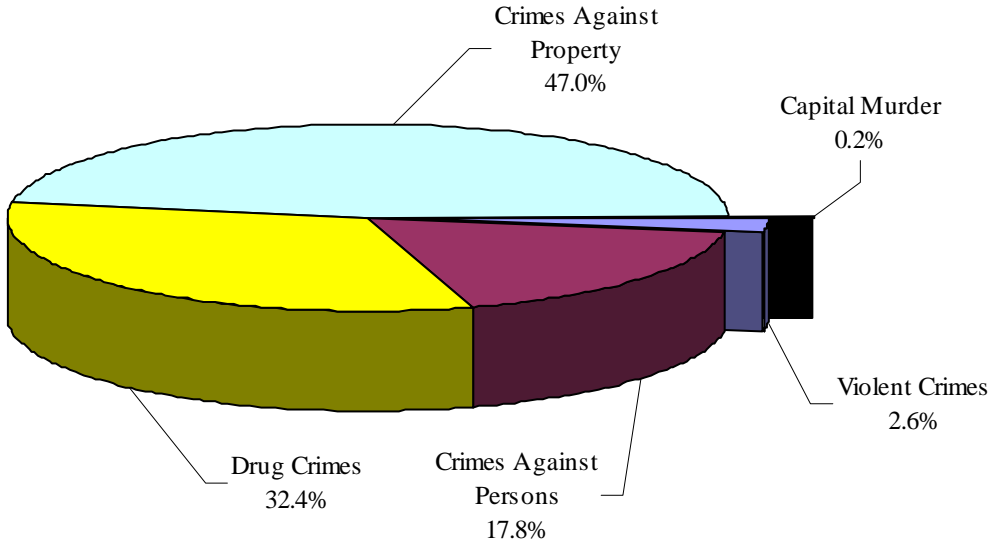
CIRCUIT CRIMINAL FILINGS
Statewide by Category, Case Type, and Month
FY 2003-04

2

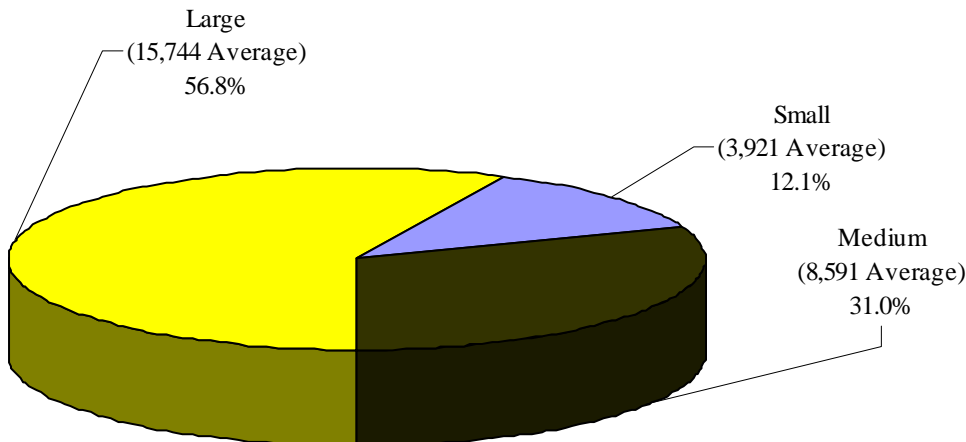
Category/ Case Type	Jul	Aug	Sep	Oct	Nov	Dec	Jan	Feb	Mar	Apr	May	Jun	Total
Capital Murder	28	30	38	28	18	41	39	53	46	43	34	29	427
Capital Murder	28	30	38	28	18	41	39	53	46	43	34	29	427
Violent Crimes	516	476	441	438	318	403	387	382	463	416	376	335	4,951
Non-Capital Murder ²	131	107	110	95	68	82	104	68	98	101	93	81	1,138
Sexual Offenses	385	369	331	343	250	321	283	314	365	315	283	254	3,813
Crimes Against Persons	3,230	3,051	2,971	3,093	2,384	2,882	2,776	2,673	3,178	2,905	2,920	2,519	34,582
Robbery	511	492	453	404	345	482	442	463	574	421	515	365	5,467
Other Crimes Against Persons	2,719	2,559	2,518	2,689	2,039	2,400	2,334	2,210	2,604	2,484	2,405	2,154	29,115
Crimes Against Property	8,110	7,454	7,670	8,218	6,467	7,187	7,927	7,547	8,442	7,365	7,413	7,264	91,064
Burglary	1,649	1,568	1,566	1,772	1,498	1,389	1,502	1,465	1,755	1,517	1,473	1,245	18,399
Theft, Forgery, Fraud	3,584	3,387	3,403	3,737	2,887	3,289	3,340	3,358	3,725	3,249	3,193	2,900	40,052
Worthless Checks	728	345	533	464	289	364	850	453	458	304	460	624	5,872
Other Crimes Against Property	138	147	167	155	94	117	141	138	134	132	125	123	1,611
Other	2,011	2,007	2,001	2,090	1,699	2,028	2,094	2,133	2,370	2,163	2,162	2,372	25,130
Drug Crimes	5,061	4,801	5,153	5,301	4,075	4,908	5,121	5,132	6,312	5,594	5,668	5,720	62,846
Drugs	5,061	4,801	5,153	5,301	4,075	4,908	5,121	5,132	6,312	5,594	5,668	5,720	62,846
Total	16,945	15,812	16,273	17,078	13,262	15,421	16,250	15,787	18,441	16,323	16,411	15,867	193,870

²Examples of Non-Capital Murder cases include: negligent manslaughter, vehicular manslaughter, unpremeditated murder, commission of a felony which causes death, aggravated manslaughter, and other similar offenses.

CIRCUIT CRIMINAL FILINGS
by Category
FY 2003-04



CIRCUIT CRIMINAL FILINGS
*by Circuit Size**
FY 2003-04



*Small Circuits- 2nd, 3rd, 8th, 14th, 16th, 19th;
Medium Circuits- 1st, 5th, 7th, 10th, 12th, 18th, 20th;
Large Circuits- 4th, 6th, 9th, 11th, 13th, 15th, 17th (as defined in the Glossary).

CIRCUIT CRIMINAL FILINGS
by Case Type and Circuit
FY 2003-04

Circuit	Capital Murder	Non-Capital Murder	Sexual Offenses	Robbery	Other Crimes Against Persons	Burglary	Theft Forgery Fraud	Worthless Checks	Other Crimes Against Property	Drugs	Other	Total
1	17	25	241	173	1,546	939	1,880	189	82	2,399	1,278	8,769
2	12	28	153	122	939	531	1,655	151	65	1,292	540	5,488
3	1	3	36	50	180	211	418	12	12	523	219	1,665
4	26	63	303	259	1,243	483	1,844	2,410	70	2,629	675	10,005
5	20	40	263	154	1,630	1,042	2,127	256	98	2,289	1,577	9,496
6	20	58	313	296	3,400	1,188	3,709	632	147	4,697	2,096	16,556
7	11	43	173	225	1,245	666	1,635	393	90	2,840	1,181	8,502
8	15	18	119	121	712	478	1,227	49	40	1,544	720	5,043
9	35	105	270	607	2,413	1,576	3,378	64	143	5,084	1,904	15,579
10	18	58	185	147	811	923	1,702	412	70	2,699	1,295	8,320
11	64	235	370	1,010	3,348	2,295	4,768	159	142	9,247	2,544	24,182
12	7	27	118	159	600	608	1,484	125	48	2,040	1,035	6,251
13	45	94	176	453	2,282	1,541	3,799	391	131	5,955	2,570	17,437
14	1	27	105	87	576	398	927	208	37	1,571	664	4,601
15	20	76	185	454	1,369	1,324	2,149	125	51	3,657	1,638	11,048
16	1	4	17	13	225	89	227	59	16	473	148	1,272
17	48	74	244	510	2,307	1,544	2,555	8	126	6,406	1,579	15,401
18	42	68	193	264	2,241	1,159	2,184	111	80	3,174	1,290	10,806
19	14	33	137	104	816	462	844	117	73	1,854	1,004	5,458
20	10	59	212	259	1,232	942	1,540	1	90	2,473	1,173	7,991
Total	427	1,138	3,813	5,467	29,115	18,399	40,052	5,872	1,611	62,846	25,130	193,870



CIRCUIT CRIMINAL FILINGS
by Category and Circuit/County
FY 2003-04

Circuit/County	Capital Murder	Violent Crimes	Crimes Against Persons	Crimes Against Property	Drug Crimes	Total
Circuit 1	17	266	1,719	4,368	2,399	8,769
Escambia	13	148	1,106	2,750	1,405	5,422
Okaloosa	0	39	286	783	462	1,570
Santa Rosa	2	60	201	449	209	921
Walton	2	19	126	386	323	856
Circuit 2	12	181	1,061	2,942	1,292	5,488
Franklin	0	6	45	74	85	210
Gadsden	2	46	150	361	256	815
Jefferson	0	3	44	97	47	191
Leon	10	102	716	2,230	749	3,807
Liberty	0	4	18	41	22	85
Wakulla	0	20	88	139	133	380
Circuit 3	1	39	230	872	523	1,665
Columbia	1	19	68	308	206	602
Dixie	0	2	3	22	7	34
Hamilton	0	1	32	139	51	223
Lafayette	0	1	11	34	21	67
Madison	0	4	28	76	35	143
Suwannee	0	12	58	193	148	411
Taylor	0	0	30	100	55	185
Circuit 4	26	366	1,502	5,482	2,629	10,005
Clay	3	80	129	703	197	1,112
Duval	20	261	1,249	4,493	2,158	8,181
Nassau	3	25	124	286	274	712

CIRCUIT CRIMINAL FILINGS, Continued
by Category and Circuit/County
FY 2003-04

2

Circuit/County	Capital Murder	Violent Crimes	Crimes Against Persons	Crimes Against Property	Drug Crimes	Total
Circuit 5	20	303	1,784	5,100	2,289	9,496
Citrus	2	43	160	379	235	819
Hernando	5	50	378	852	270	1,555
Lake	5	70	543	1,315	643	2,576
Marion	7	123	650	2,305	991	4,076
Sumter	1	17	53	249	150	470
Circuit 6	20	371	3,696	7,772	4,697	16,556
Pasco	5	120	613	1,937	870	3,545
Pinellas	15	251	3,083	5,835	3,827	13,011
Circuit 7	11	216	1,470	3,965	2,840	8,502
Flagler	0	14	113	212	165	504
Putnam	1	28	99	433	401	962
St. Johns	1	43	255	645	270	1,214
Volusia	9	131	1,003	2,675	2,004	5,822
Circuit 8	15	137	833	2,514	1,544	5,043
Alachua	14	93	585	1,710	1,028	3,430
Baker	0	6	31	136	128	301
Bradford	0	9	72	239	134	454
Gilchrist	0	2	19	70	43	134
Levy	1	23	57	213	162	456
Union	0	4	69	146	49	268
Circuit 9	35	375	3,020	7,065	5,084	15,579
Orange	26	295	2,484	5,840	3,916	12,561
Osceola	9	80	536	1,225	1,168	3,018

CIRCUIT CRIMINAL FILINGS, Continued
by Category and Circuit/County
FY 2003-04

Circuit/County	Capital Murder	Violent Crimes	Crimes Against Persons	Crimes Against Property	Drug Crimes	Total
Circuit 10	18	243	958	4,402	2,699	8,320
Hardee	0	9	33	164	94	300
Highlands	0	31	105	468	294	898
Polk	18	203	820	3,770	2,311	7,122
Circuit 11	64	605	4,358	9,908	9,247	24,182
Dade	64	605	4,358	9,908	9,247	24,182
Circuit 12	7	145	759	3,300	2,040	6,251
Desoto	0	12	35	156	180	383
Manatee	4	60	337	1,543	851	2,795
Sarasota	3	73	387	1,601	1,009	3,073
Circuit 13	45	270	2,735	8,432	5,955	17,437
Hillsborough	45	270	2,735	8,432	5,955	17,437
Circuit 14	1	132	663	2,234	1,571	4,601
Bay	1	69	383	1,296	1,019	2,768
Calhoun	0	13	42	192	67	314
Gulf	0	15	50	99	73	237
Holmes	0	10	35	117	193	355
Jackson	0	17	108	424	114	663
Washington	0	8	45	106	105	264
Circuit 15	20	261	1,823	5,287	3,657	11,048
Palm Beach	20	261	1,823	5,287	3,657	11,048
Circuit 16	1	21	238	539	473	1,272
Monroe	1	21	238	539	473	1,272

CIRCUIT CRIMINAL FILINGS, Continued
by Category and Circuit/County
FY 2003-04

Circuit/County	Capital Murder	Violent Crimes	Crimes Against Persons	Crimes Against Property	Drug Crimes	Total
Circuit 17	48	318	2,817	5,812	6,406	15,401
Broward	48	318	2,817	5,812	6,406	15,401
Circuit 18	42	261	2,505	4,824	3,174	10,806
Brevard	23	181	1,925	3,264	2,103	7,496
Seminole	19	80	580	1,560	1,071	3,310
Circuit 19	14	170	920	2,500	1,854	5,458
Indian River	1	31	165	648	346	1,191
Martin	1	29	188	603	434	1,255
Okeechobee	0	22	116	302	182	622
St. Lucie	12	88	451	947	892	2,390
Circuit 20	10	271	1,491	3,746	2,473	7,991
Charlotte	3	45	219	676	354	1,297
Collier	4	80	620	1,303	691	2,698
Glades	0	7	17	79	76	179
Hendry	0	29	79	203	104	415
Lee	3	110	556	1,485	1,248	3,402
State Total	427	4,951	34,582	91,064	62,846	193,870

CIRCUIT CRIMINAL CHARGES
by Circuit/County
FY 2003-04

2

Circuit/County	Total Filings (Defendants)	Total Charges	Number of Charges per Defendant
Circuit 1	8,769	19,291	2.2
Escambia	5,422	13,122	2.4
Okaloosa	1,570	2,607	1.7
Santa Rosa	921	1,755	1.9
Walton	856	1,807	2.1
Circuit 2	5,488	11,353	2.1
Franklin	210	314	1.5
Gadsden	815	1,240	1.5
Jefferson	191	355	1.9
Leon	3,807	8,638	2.3
Liberty	85	147	1.7
Wakulla	380	659	1.7
Circuit 3	1,665	3,933	2.4
Columbia	602	1,533	2.5
Dixie	34	46	1.4
Hamilton	223	468	2.1
Lafayette	67	138	2.1
Madison	143	378	2.6
Suwannee	411	1,106	2.7
Taylor	185	264	1.4
Circuit 4	10,005	18,838	1.9
Clay	1,112	1,713	1.5
Duval	8,181	15,712	1.9
Nassau	712	1,413	2.0

CIRCUIT CRIMINAL CHARGES, Continued
by Circuit/County
FY 2003-04

Circuit/County	Total Filings (Defendants)	Total Charges	Number of Charges per Defendant
Circuit 5	9,496	20,131	2.1
Citrus	819	2,028	2.5
Hernando	1,555	3,073	2.0
Lake	2,576	5,789	2.2
Marion	4,076	8,267	2.0
Sumter	470	974	2.1
Circuit 6	16,556	24,971	1.5
Pasco	3,545	5,954	1.7
Pinellas	13,011	19,017	1.5
Circuit 7	8,502	13,122	1.5
Flagler	504	959	1.9
Putnam	962	1,390	1.4
St. Johns	1,214	2,017	1.7
Volusia	5,822	8,756	1.5
Circuit 8	5,043	9,975	2.0
Alachua	3,430	6,723	2.0
Baker	301	640	2.1
Bradford	454	811	1.8
Gilchrist	134	273	2.0
Levy	456	907	2.0
Union	268	621	2.3
Circuit 9	15,579	31,295	2.0
Orange	12,561	25,815	2.1
Osceola	3,018	5,480	1.8

CIRCUIT CRIMINAL CHARGES, Continued
by Circuit/County
FY 2003-04

2

Circuit/County	Total Filings (Defendants)	Total Charges	Number of Charges per Defendant
Circuit 10	8,320	19,835	2.4
Hardee	300	664	2.2
Highlands	898	2,234	2.5
Polk	7,122	16,937	2.4
Circuit 11	24,182	47,440	2.0
Dade	24,182	47,440	2.0
Circuit 12	6,251	11,155	1.8
Desoto	383	544	1.4
Manatee	2,795	5,003	1.8
Sarasota	3,073	5,608	1.8
Circuit 13	17,437	36,760	2.1
Hillsborough	17,437	36,760	2.1
Circuit 14	4,601	8,225	1.8
Bay	2,768	5,039	1.8
Calhoun	314	645	2.1
Gulf	237	355	1.5
Holmes	355	758	2.1
Jackson	663	981	1.5
Washington	264	447	1.7
Circuit 15	11,048	19,615	1.8
Palm Beach	11,048	19,615	1.8
Circuit 16	1,272	2,236	1.8
Monroe	1,272	2,236	1.8

CIRCUIT CRIMINAL CHARGES, Continued
by Circuit/County
FY 2003-04

2

Circuit/County	Total Filings (Defendants)	Total Charges	Number of Charges per Defendant
Circuit 17	15,401	33,183	2.2
Broward	15,401	33,183	2.2
Circuit 18	10,806	16,649	1.5
Brevard	7,496	9,946	1.3
Seminole	3,310	6,703	2.0
Circuit 19	5,458	12,378	2.3
Indian River	1,191	2,341	2.0
Martin	1,255	2,640	2.1
Okeechobee	622	1,279	2.1
St. Lucie	2,390	6,118	2.6
Circuit 20	7,991	16,752	2.1
Charlotte	1,297	3,248	2.5
Collier	2,698	5,424	2.0
Glades	179	265	1.5
Hendry	415	776	1.9
Lee	3,402	7,039	2.1
State Total	193,870	377,137	1.9

Circuit Criminal ❖ Dispositions

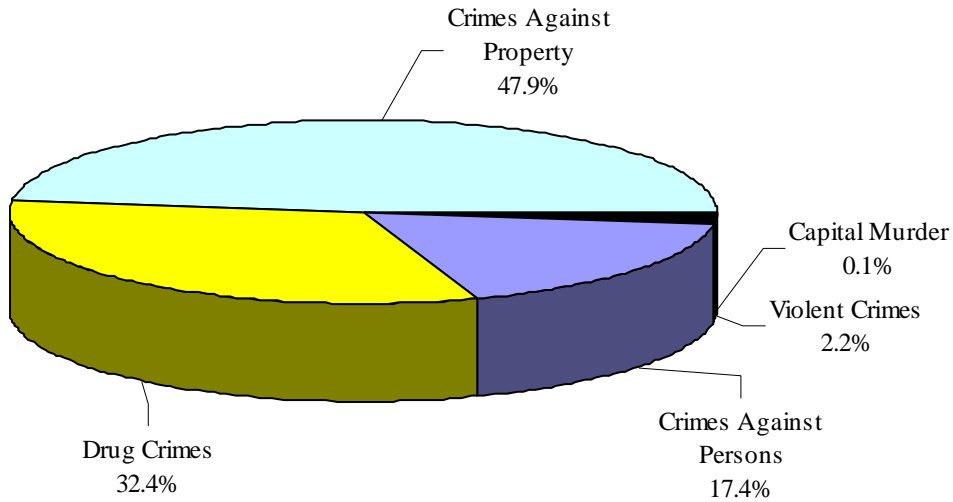
CIRCUIT CRIMINAL DISPOSITIONS
Statewide by Category, Case Type, and Month
FY 2003-04

2

Category/ Case Type	Jul	Aug	Sep	Oct	Nov	Dec	Jan	Feb	Mar	Apr	May	Jun	Total
Capital Murder	19	19	29	23	21	8	17	18	19	29	29	13	244
Capital Murder	19	19	29	23	21	8	17	18	19	29	29	13	244
Violent Crimes	405	362	389	398	328	314	320	310	374	362	291	267	4,120
Non-Capital Murder	117	122	121	91	76	76	79	74	96	77	63	69	1,061
Sexual Offenses	288	240	268	307	252	238	241	236	278	285	228	198	3,059
Crimes Against Persons	2,718	2,813	2,830	3,039	2,426	2,423	2,700	2,675	3,061	2,852	2,618	2,433	32,588
Robbery	403	398	393	510	340	334	444	379	397	420	409	380	4,807
Other Crimes Against Persons	2,315	2,415	2,437	2,529	2,086	2,089	2,256	2,296	2,664	2,432	2,209	2,053	27,781
Crimes Against Property	7,012	7,444	7,871	8,547	6,269	6,602	7,667	7,346	8,618	8,072	7,229	7,129	89,806
Burglary	1,324	1,454	1,476	1,550	1,214	1,281	1,560	1,336	1,542	1,437	1,330	1,288	16,792
Theft, Forgery, Fraud	3,211	3,327	3,370	3,963	2,883	2,973	3,260	3,245	3,958	3,612	3,190	2,973	39,965
Worthless Checks	464	530	600	473	300	338	482	476	515	470	351	340	5,339
Other Crimes Against Property	109	126	151	140	120	128	156	153	158	159	130	105	1,635
Other	1,904	2,007	2,274	2,421	1,752	1,882	2,209	2,136	2,445	2,394	2,228	2,423	26,075
Drug Crimes	4,745	4,957	5,185	5,488	4,277	4,368	4,876	5,006	5,700	5,420	5,155	5,490	60,667
Drugs	4,745	4,957	5,185	5,488	4,277	4,368	4,876	5,006	5,700	5,420	5,155	5,490	60,667
Total	14,899	15,595	16,304	17,495	13,321	13,715	15,580	15,355	17,772	16,735	15,322	15,332	187,425

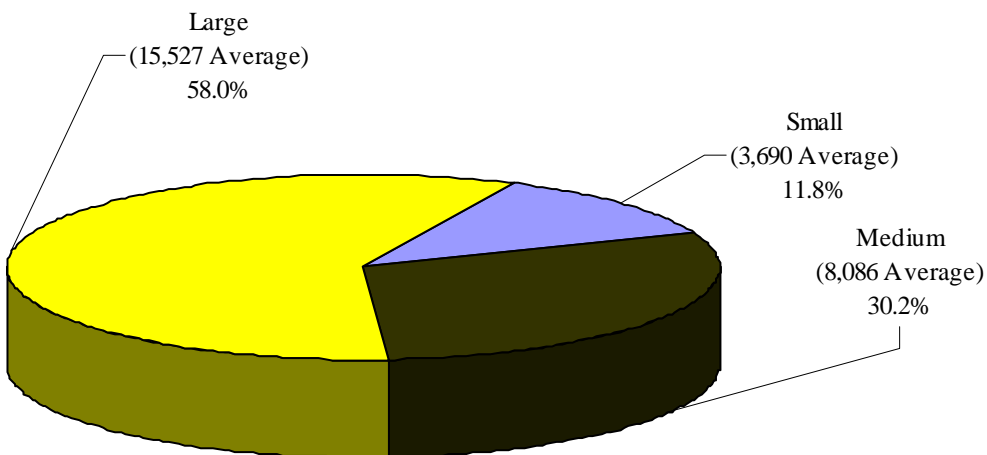
CIRCUIT CRIMINAL DISPOSITIONS

by Category
FY 2003-04



CIRCUIT CRIMINAL DISPOSITIONS

by Circuit Size*
FY 2003-04



*Small Circuits- 2nd, 3rd, 8th, 14th, 16th, 19th;
Medium Circuits- 1st, 5th, 7th, 10th, 12th, 18th, 20th;
Large Circuits- 4th, 6th, 9th, 11th, 13th, 15th, 17th (as defined in the Glossary).

Circuit Criminal ❖ **Dispositions**

CIRCUIT CRIMINAL DISPOSITIONS
by Case Type and Circuit
FY 2003-04

Circuit	Capital Murder	Non-Capital Murder	Sexual Offenses	Robbery	Other Crimes Against Persons	Burglary	Theft Forgery Fraud	Worthless Checks	Other Crimes Against Property	Drugs	Other	Total
1	9	40	178	142	1,451	1,023	2,090	237	97	2,134	1,601	9,002
2	7	32	104	120	916	553	1,636	250	60	1,381	598	5,657
3	2	7	30	35	161	188	381	9	9	479	202	1,503
4	11	67	234	185	1,128	481	1,848	1,484	57	2,568	793	8,856
5	8	62	197	143	1,628	984	2,255	278	84	2,026	1,790	9,455
6	19	42	241	248	3,194	975	3,150	551	141	4,003	1,278	13,842
7	7	58	137	263	1,159	626	1,513	334	93	2,768	1,213	8,171
8	4	22	88	113	617	438	1,044	45	38	1,370	672	4,451
9	31	104	306	567	2,289	1,335	3,353	229	143	5,000	2,268	15,625
10	12	62	157	142	638	717	1,417	225	66	1,808	1,457	6,701
11	41	190	284	896	3,494	2,159	5,258	197	172	10,082	2,680	25,453
12	6	20	109	164	854	740	1,503	132	49	2,154	1,134	6,865
13	16	78	168	439	2,192	1,465	4,184	497	160	5,245	2,636	17,080
14	0	18	91	81	488	410	918	222	43	1,449	659	4,379
15	6	48	110	312	1,592	1,192	2,501	305	123	3,937	1,742	11,868
16	1	3	8	9	151	60	155	69	15	426	157	1,054
17	28	74	214	519	1,935	1,364	2,547	17	98	7,024	2,145	15,965
18	18	62	175	140	2,044	925	1,959	128	51	2,875	860	9,237
19	13	19	103	85	779	377	778	129	68	1,712	1,030	5,093
20	5	53	125	204	1,071	780	1,475	1	68	2,226	1,160	7,168
Total	244	1,061	3,059	4,807	27,781	16,792	39,965	5,339	1,635	60,667	26,075	187,425

CIRCUIT CRIMINAL DISPOSITIONS

by Category and Circuit/County

FY 2003-04

Circuit/County	Capital Murder	Violent Crimes	Crimes Against Persons	Crimes Against Property	Drug Crimes	Total
Circuit 1	9	218	1,593	5,048	2,134	9,002
Escambia	9	126	1,018	3,093	1,220	5,466
Okaloosa	0	23	236	701	363	1,323
Santa Rosa	0	47	160	596	212	1,015
Walton	0	22	179	658	339	1,198
Circuit 2	7	136	1,036	3,097	1,381	5,657
Franklin	1	7	24	61	54	147
Gadsden	0	23	175	377	283	858
Jefferson	0	5	54	191	122	372
Leon	6	91	703	2,287	768	3,855
Liberty	0	3	20	34	23	80
Wakulla	0	7	60	147	131	345
Circuit 3	2	37	196	789	479	1,503
Columbia	1	14	63	319	199	596
Dixie	0	3	3	20	9	35
Hamilton	0	2	14	34	3	53
Lafayette	0	1	8	33	24	66
Madison	1	5	30	85	49	170
Suwannee	0	11	62	217	153	443
Taylor	0	1	16	81	42	140
Circuit 4	11	301	1,313	4,663	2,568	8,856
Clay	1	73	156	822	225	1,277
Duval	10	203	1,037	3,493	2,062	6,805
Nassau	0	25	120	348	281	774

Circuit Criminal ❖ Dispositions

CIRCUIT CRIMINAL DISPOSITIONS, Continued
by Category and Circuit/County
FY 2003-04

Circuit/County	Capital Murder	Violent Crimes	Crimes Against Persons	Crimes Against Property	Drug Crimes	Total
Circuit 5	8	259	1,771	5,391	2,026	9,455
Citrus	1	35	130	443	225	834
Hernando	1	36	408	900	295	1,640
Lake	3	73	554	1,356	497	2,483
Marion	2	99	626	2,470	903	4,100
Sumter	1	16	53	222	106	398
Circuit 6	19	283	3,442	6,095	4,003	13,842
Pasco	7	88	582	1,786	850	3,313
Pinellas	12	195	2,860	4,309	3,153	10,529
Circuit 7	7	195	1,422	3,779	2,768	8,171
Flagler	0	21	106	226	142	495
Putnam	2	39	96	387	424	948
St. Johns	1	31	244	643	279	1,198
Volusia	4	104	976	2,523	1,923	5,530
Circuit 8	4	110	730	2,237	1,370	4,451
Alachua	3	64	541	1,522	940	3,070
Baker	0	2	9	55	68	134
Bradford	0	13	46	198	122	379
Gilchrist	0	5	15	94	29	143
Levy	1	22	70	266	166	525
Union	0	4	49	102	45	200
Circuit 9	31	410	2,856	7,328	5,000	15,625
Orange	24	310	2,350	6,309	3,972	12,965
Osceola	7	100	506	1,019	1,028	2,660

CIRCUIT CRIMINAL DISPOSITIONS, Continued
by Category and Circuit/County
FY 2003-04

2

Circuit/County	Capital Murder	Violent Crimes	Crimes Against Persons	Crimes Against Property	Drug Crimes	Total
Circuit 10	12	219	780	3,882	1,808	6,701
Hardee	0	19	49	182	94	344
Highlands	2	25	103	519	251	900
Polk	10	175	628	3,181	1,463	5,457
Circuit 11	41	474	4,390	10,466	10,082	25,453
Dade	41	474	4,390	10,466	10,082	25,453
Circuit 12	6	129	1,018	3,558	2,154	6,865
Desoto	0	12	36	120	265	433
Manatee	3	42	329	1,506	834	2,714
Sarasota	3	75	653	1,932	1,055	3,718
Circuit 13	16	246	2,631	8,942	5,245	17,080
Hillsborough	16	246	2,631	8,942	5,245	17,080
Circuit 14	0	109	569	2,252	1,449	4,379
Bay	0	55	318	1,268	890	2,531
Calhoun	0	9	36	205	66	316
Gulf	0	17	46	116	90	269
Holmes	0	11	29	129	201	370
Jackson	0	11	101	428	118	658
Washington	0	6	39	106	84	235
Circuit 15	6	158	1,904	5,863	3,937	11,868
Palm Beach	6	158	1,904	5,863	3,937	11,868
Circuit 16	1	11	160	456	426	1,054
Monroe	1	11	160	456	426	1,054

Circuit Criminal ❖ Dispositions

CIRCUIT CRIMINAL DISPOSITIONS, Continued
by Category and Circuit/County
FY 2003-04

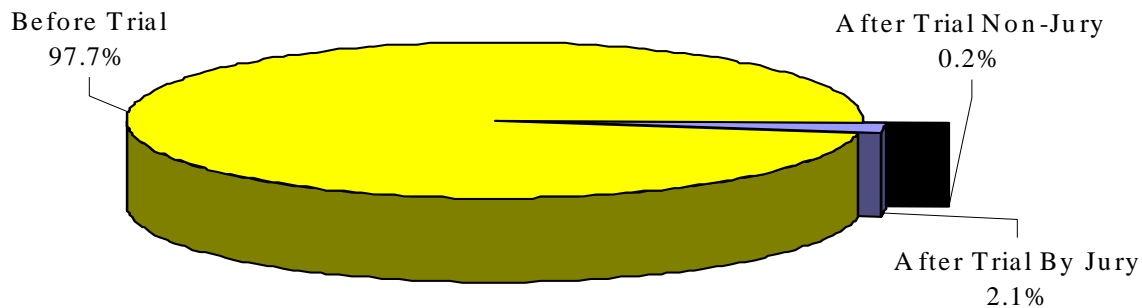
Circuit/County	Capital Murder	Violent Crimes	Crimes Against Persons	Crimes Against Property	Drug Crimes	Total
Circuit 17	28	288	2,454	6,171	7,024	15,965
Broward	28	288	2,454	6,171	7,024	15,965
Circuit 18	18	237	2,184	3,923	2,875	9,237
Brevard	10	166	1,658	2,529	1,944	6,307
Seminole	8	71	526	1,394	931	2,930
Circuit 19	13	122	864	2,382	1,712	5,093
Indian River	2	21	155	562	300	1,040
Martin	1	22	146	504	384	1,057
Okeechobee	0	11	102	305	141	559
St. Lucie	10	68	461	1,011	887	2,437
Circuit 20	5	178	1,275	3,484	2,226	7,168
Charlotte	0	31	224	720	314	1,289
Collier	1	58	571	1,229	700	2,559
Glades	0	2	14	58	51	125
Hendry	1	6	85	196	80	368
Lee	3	81	381	1,281	1,081	2,827
State Total	244	4,120	32,588	89,806	60,667	187,425

CIRCUIT CRIMINAL DISPOSITIONS
Statewide by Case Type and Disposition Type
FY 2003-04

2

Disposition Type	Capital Murder	Non-Capital Murder	Sexual Offenses	Robbery	Other Crimes Against Persons	Burglary	Theft Forgery Fraud	Worthless Checks	Other Crimes Against Property	Drugs	Other	Total
Before Trial	113	817	2,664	4,424	26,798	16,378	39,610	5,313	1,585	59,922	25,498	183,122
Speedy Trial	0	0	0	6	4	0	5	1	0	3	2	21
Dismissed	36	95	483	648	3,614	1,403	3,734	2,297	177	5,198	1,689	19,374
Transferred	1	2	9	13	240	66	98	15	15	167	751	1,377
Plea	52	686	2,061	3,632	20,637	14,135	31,248	2,246	1,194	49,605	22,039	147,535
Other ³	24	34	111	125	2,303	774	4,525	754	199	4,949	1,017	14,815
After Trial Non-Jury	1	3	6	12	67	33	45	5	8	45	84	309
Acquittal/Dismissal	0	1	4	2	32	10	16	3	4	11	18	101
Plea	0	0	1	5	9	20	18	0	2	22	38	115
Conviction	1	2	1	5	26	3	11	2	2	12	28	93
After Trial By Jury	130	241	389	371	916	381	310	21	42	700	493	3,994
Acquittal/Dismissal	15	45	135	86	325	107	109	17	24	236	149	1,248
Plea	4	19	19	22	72	32	22	0	2	70	47	309
Conviction	111	177	235	263	519	242	179	4	16	394	297	2,437
Total	244	1,061	3,059	4,807	27,781	16,792	39,965	5,339	1,635	60,667	26,075	187,425

CRIMINAL DISPOSITIONS
by Disposition Type
FY 2002-03



³The disposition category "Other" is used to report cases as disposed for: defendants placed on deferred prosecution or other pretrial diversion or probation program approved after an information or indictment is filed, defendants declared mentally or physically unable to stand trial, cases disposed upon estreatment of a bond, cases that are nolle prosequi (no further prosecution) for administrative reasons, etc.

Circuit Criminal ❖ Dispositions

CIRCUIT CRIMINAL JURY TRIAL DISPOSITIONS
by Circuit
FY 2003-04

2

Circuit	Acquittals/ Dismissals	Pleas	Convictions	Total
First (Pensacola)	65	9	121	195
Second (Tallahassee)	48	4	112	164
Third (Lake City)	3	2	18	23
Fourth (Jacksonville)	18	23	74	115
Fifth (Tavares)	38	7	63	108
Sixth (Clearwater)	76	7	142	225
Seventh (Daytona Beach)	22	29	83	134
Eighth (Gainesville)	25	4	53	82
Ninth (Orlando)	130	14	228	372
Tenth (Bartow)	46	8	134	188
Eleventh (Miami)	128	92	294	514
Twelfth (Sarasota)	41	15	104	160
Thirteenth (Tampa)	75	31	195	301
Fourteenth (Panama City)	22	1	34	57
Fifteenth (West Palm Beach)	71	19	66	156
Sixteenth (Key West)	6	4	9	19
Seventeenth (Ft. Lauderdale)	212	7	339	558
Eighteenth (Sanford)	72	23	197	292
Nineteenth (Ft. Pierce)	107	6	83	196
Twentieth (Ft. Myers)	43	4	88	135
Total	1,248	309	2,437	3,994

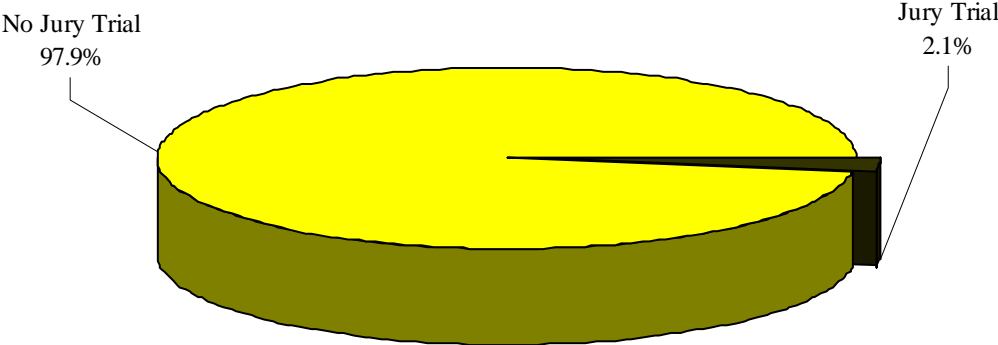
CIRCUIT CRIMINAL JURY TRIAL AND CONVICTION RATES**by Circuit****FY 2003-04**

2

Circuit	By Jury - Acquittals/ Dismissals, Pleas, & Convictions	Total Dispositions	Jury Trial Rates	Total Pleas & Convictions	Total Dispositions (excludes Transferred and Other)	Conviction Rates
First (Pensacola)	195	9,002	2.2%	7,513	8,572	87.6%
Second (Tallahassee)	164	5,657	2.9%	4,954	5,569	89.0%
Third (Lake City)	23	1,503	1.5%	1,316	1,412	93.2%
Fourth (Jacksonville)	115	8,856	1.3%	6,715	8,727	76.9%
Fifth (Tavares)	108	9,455	1.1%	7,535	8,602	87.6%
Sixth (Clearwater)	225	13,842	1.6%	11,696	12,397	94.3%
Seventh (Daytona Beach)	134	8,171	1.6%	6,753	7,545	89.5%
Eighth (Gainesville)	82	4,451	1.8%	3,664	4,132	88.7%
Ninth (Orlando)	372	15,625	2.4%	11,962	15,064	79.4%
Tenth (Bartow)	188	6,701	2.8%	5,832	6,389	91.3%
Eleventh (Miami)	514	25,453	2.0%	19,003	21,245	89.4%
Twelfth (Sarasota)	160	6,865	2.3%	5,175	5,760	89.8%
Thirteenth (Tampa)	301	17,080	1.8%	13,968	15,269	91.5%
Fourteenth (Panama City)	57	4,379	1.3%	3,473	3,822	90.9%
Fifteenth (West Palm Beach)	156	11,868	1.3%	8,825	10,750	82.1%
Sixteenth (Key West)	19	1,054	1.8%	884	964	91.7%
Seventeenth (Ft. Lauderdale)	558	15,965	3.5%	13,038	14,895	87.5%
Eighteenth (Sanford)	292	9,237	3.2%	8,186	8,627	94.9%
Nineteenth (Ft. Pierce)	196	5,093	3.8%	3,922	4,576	85.7%
Twentieth (Ft. Myers)	135	7,168	1.9%	6,075	6,916	87.8%
Total	3,994	187,425	2.1%	150,489	171,233	87.9%

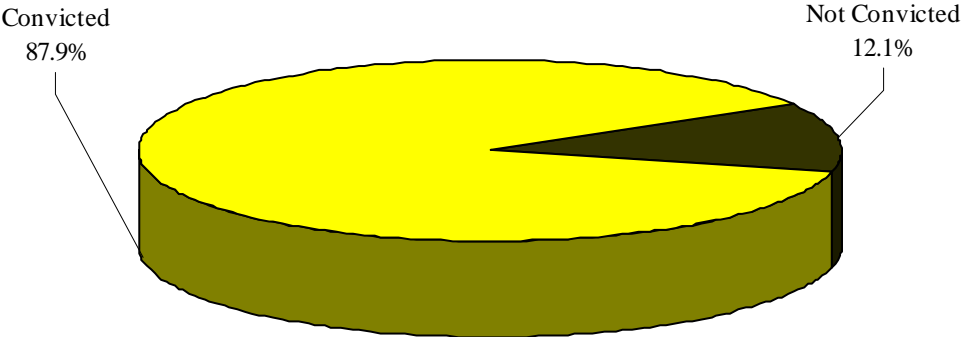
CIRCUIT CRIMINAL JURY TRIAL RATE

FY 2003-04



CIRCUIT CRIMINAL CONVICTION RATE

FY 2003-04



The Circuit Criminal division also involves special proceedings such as reopenings, no files, appeals filed from county court, post conviction relief motions, probation revocation hearings, bond hearings, and adversary preliminary hearings. **These data are provided by the 67 clerks of court. However, special proceedings data are not audited for accuracy by the OSCA.**

Reopening - A reopening occurs when a case, that has previously been reported as disposed, is resubmitted to the court through a motion or petition.

No File - A no file occurs when all charges against a defendant are dropped because the prosecutor did not file an information or seek an indictment.

Appeal Filed From County Court - An appeal filed from county court is a request that a case be removed from the county court and sent to the circuit court for review.

Post Conviction Relief Motion - A post conviction relief motion is a motion to vacate, set aside, or correct a sentence pursuant to rule 3.850, Florida Rules of Criminal Procedure.

Probation Revocation Hearing - A probation revocation hearing is a proceeding in which a judge determines whether a defendant's probation should be modified or revoked following an alleged violation.

Bond Hearing - A bond hearing is a hearing in which a circuit judge, or a county court judge acting as a circuit judge, considers a defendant's pretrial release status at a special hearing for the purpose of setting or modifying bond or other pretrial release.

Adversary Preliminary Hearing - An adversary preliminary hearing is a proceeding in which a judge considers evidence presented so that the court can determine whether there is sufficient cause to hold the accused for trial.

CIRCUIT CRIMINAL SPECIAL PROCEEDINGS

by Circuit

FY 2003-04

Circuit	Reopenings	No Files	Appeals Filed	Post Conviction Relief Motions	Probation Revocation Hearings	Bond Hearings	Adversary Preliminary Hearings	Total
1	5,490	619	53	538	4,517	627	0	11,844
2	693	390	18	1,974	2,577	73	0	5,725
3	85	173	13	11	1,348	79	0	1,709
4	188	7,435	1	349	2,353	299	14	10,639
5	3,086	1,780	400	153	5,153	179	0	10,751
6	6,127	3,283	152	725	6,763	11,097	0	28,147
7	1,846	4,455	7	250	4,011	223	1	10,793
8	537	1,850	5	80	6,024	2,476	1	10,973
9	1,171	3,764	40	420	5,240	696	4	11,335
10	493	1,257	29	580	1,997	281	1	4,638
11	97	9,786	107	2,925	6,605	9,437	130	29,087
12	3,202	1,880	26	288	2,696	1,035	3	9,130
13	6,485	2,701	49	430	11,562	10,309	825	32,361
14	139	891	3	82	2,815	457	0	4,387
15	654	5,141	108	271	3,561	1,362	0	11,097
16	266	124	5	2	542	171	0	1,110
17	5,013	4,826	138	2,073	9,295	2,071	7	23,423
18	1,850	1,747	49	59	3,222	338	2	7,267
19	2,645	1,625	248	171	2,316	1,660	2	8,667
20	1,691	2,407	48	687	4,537	1,207	2	10,579
Total	41,758	56,134	1,499	12,068	87,134	44,077	992	243,662

-This page intentionally left blank-