

**Circuit Juvenile ❖ Overview**

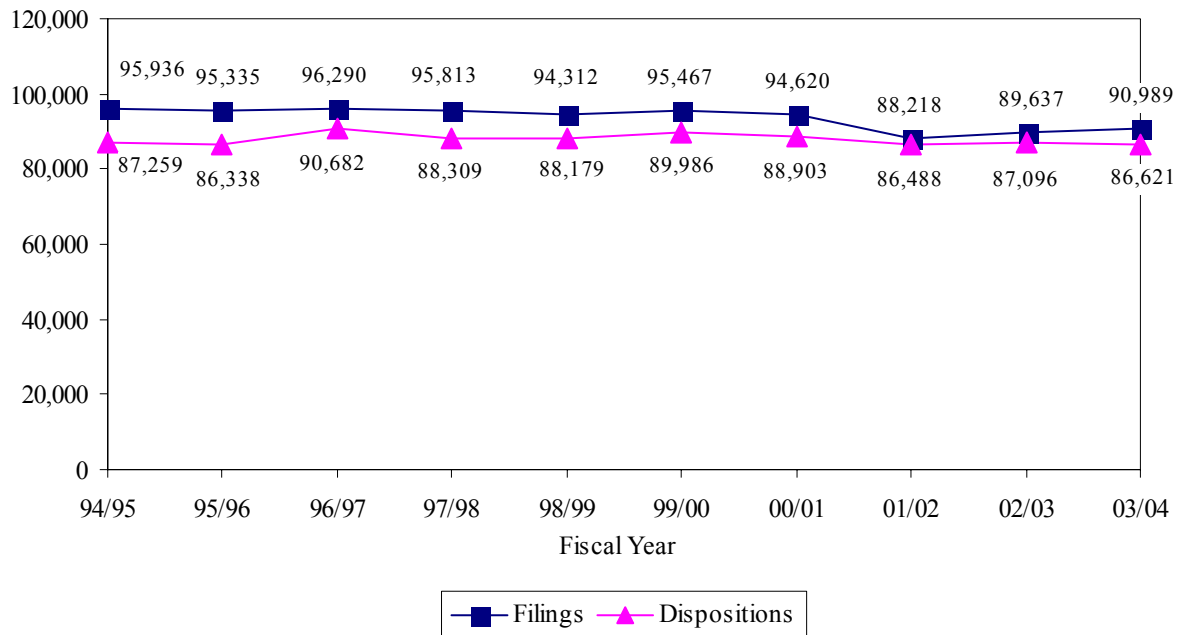
The Circuit Juvenile division includes the following two categories of juvenile cases: delinquency and dependency. Within these categories are the following case types:

**Delinquency** - delinquency

**Dependency** - dependency and termination of parental rights (TPR)

In the Circuit Juvenile division, *Delinquency Filings* correspond to each juvenile against whom a petition is filed. *Dependency Filings* correspond to each petition filed for dependency or TPR (petitions may include multiple juveniles). *Delinquency Dispositions* correspond to each juvenile against whom a petition for delinquency is disposed for all charges. *Contested Dependency Dispositions* include each dependency petition disposed where an adjudicatory hearing is held. *Uncontested Dependency Dispositions* include each dependency petition disposed in which the parent or legal guardian consents or admits to the allegations in the dependency petition without an adjudicatory hearing. It should be noted that the number of dispositions in TPR cases is not collected as a part of the Summary Reporting System.

**CIRCUIT JUVENILE FILINGS & DISPOSITIONS\***  
**FY 1994-95 to FY 2003-04**

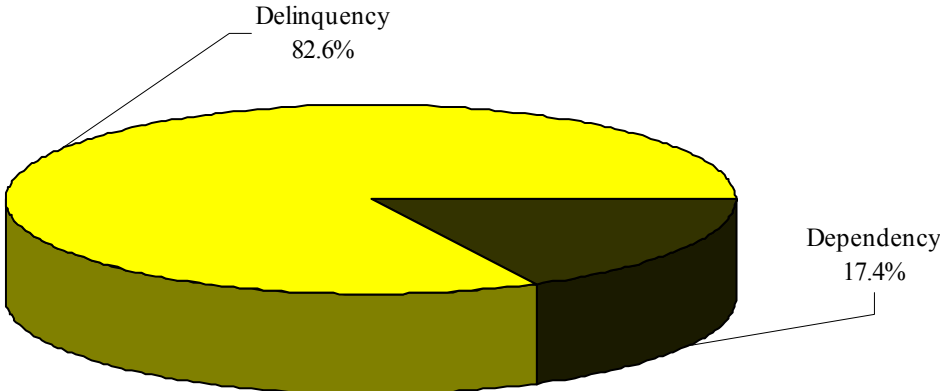


\*Termination of Parental Rights filings and dispositions are not included.

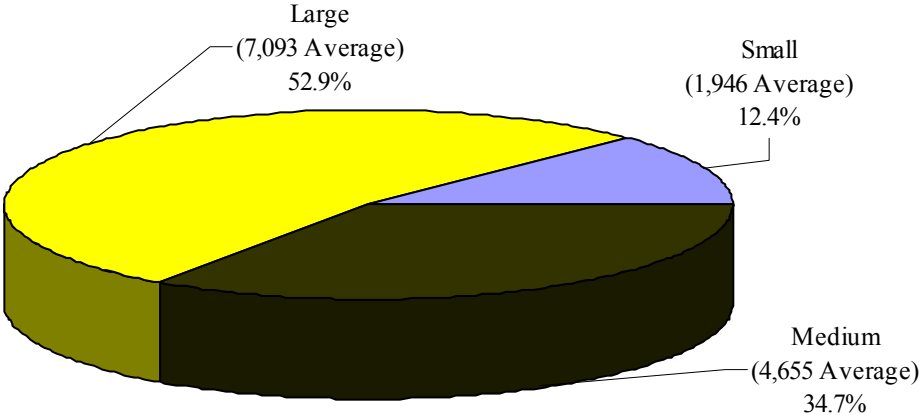
**CIRCUIT JUVENILE FILINGS**  
**Statewide by Category, Case Type and Month**  
**FY 2003-04**

Category/ Case Type	Jul	Aug	Sep	Oct	Nov	Dec	Jan	Feb	Mar	Apr	May	Jun	Total
<b>Delinquency</b>	<b>6,403</b>	<b>5,670</b>	<b>5,974</b>	<b>6,908</b>	<b>5,443</b>	<b>6,150</b>	<b>6,368</b>	<b>6,247</b>	<b>7,455</b>	<b>7,031</b>	<b>6,928</b>	<b>6,955</b>	<b>77,532</b>
Delinquency	6,403	5,670	5,974	6,908	5,443	6,150	6,368	6,247	7,455	7,031	6,928	6,955	77,532
<b>Dependency</b>	<b>1,453</b>	<b>1,371</b>	<b>1,324</b>	<b>1,589</b>	<b>1,222</b>	<b>1,246</b>	<b>1,172</b>	<b>1,307</b>	<b>1,519</b>	<b>1,473</b>	<b>1,303</b>	<b>1,396</b>	<b>16,375</b>
Dependency	1,190	1,124	1,095	1,302	1,013	1,023	960	1,086	1,265	1,212	1,059	1,128	13,457
Termination of Parental Rights	263	247	229	287	209	223	212	221	254	261	244	268	2,918
<b>Total</b>	<b>7,856</b>	<b>7,041</b>	<b>7,298</b>	<b>8,497</b>	<b>6,665</b>	<b>7,396</b>	<b>7,540</b>	<b>7,554</b>	<b>8,974</b>	<b>8,504</b>	<b>8,231</b>	<b>8,351</b>	<b>93,907</b>

**CIRCUIT JUVENILE FILINGS**  
*by Category*  
**FY 2003-04**



**CIRCUIT JUVENILE FILINGS**  
*by Circuit Size\**  
**FY 2003-04**



\*Small Circuits- 2nd, 3rd, 8th, 14th, 16th, 19th;  
Medium Circuits- 1st, 5th, 7th, 10th, 12th, 18th, 20th;  
Large Circuits- 4th, 6th, 9th, 11th, 13th, 15th, 17th (as defined in the Glossary).

**CIRCUIT JUVENILE FILINGS**  
*by Case Type and Circuit*  
**FY 2003-04**

Circuit	Delinquency	Dependency	Termination of Parental Rights	Total
1	3,537	890	138	4,565
2	1,705	310	24	2,039
3	665	168	30	863
4	3,416	1,026	308	4,750
5	3,873	1,283	137	5,293
6	6,817	952	384	8,153
7	4,639	541	181	5,361
8	1,866	324	63	2,253
9	7,325	758	84	8,167
10	4,722	1,025	182	5,929
11	7,629	787	354	8,770
12	2,490	407	74	2,971
13	5,293	1,322	313	6,928
14	2,065	340	52	2,457
15	3,896	550	201	4,647
16	393	87	22	502
17	7,062	1,007	164	8,233
18	3,072	671	35	3,778
19	3,000	479	81	3,560
20	4,067	530	91	4,688
<b>Total</b>	<b>77,532</b>	<b>13,457</b>	<b>2,918</b>	<b>93,907</b>

6

**CIRCUIT JUVENILE FILINGS**  
**by Category and Circuit/County**  
**FY 2003-04**

<b>Circuit/County</b>	<b>Delinquency</b>	<b>Dependency*</b>	<b>Total</b>
<b>Circuit 1</b>	<b>3,537</b>	<b>1,028</b>	<b>4,565</b>
Escambia	2,070	388	2,458
Okaloosa	731	288	1,019
Santa Rosa	566	240	806
Walton	170	112	282
<b>Circuit 2</b>	<b>1,705</b>	<b>334</b>	<b>2,039</b>
Franklin	42	3	45
Gadsden	325	142	467
Jefferson	34	7	41
Leon	1,151	124	1,275
Liberty	16	4	20
Wakulla	137	54	191
<b>Circuit 3</b>	<b>665</b>	<b>198</b>	<b>863</b>
Columbia	154	68	222
Dixie	4	18	22
Hamilton	53	9	62
Lafayette	27	6	33
Madison	116	21	137
Suwannee	226	59	285
Taylor	85	17	102
<b>Circuit 4</b>	<b>3,416</b>	<b>1,334</b>	<b>4,750</b>
Clay	710	131	841
Duval	2,536	1,130	3,666
Nassau	170	73	243

**CIRCUIT JUVENILE FILINGS, Continued**  
**by Category and Circuit/County**  
**FY 2003-04**

Circuit/County	Delinquency	Dependency*	Total
<b>Circuit 5</b>	<b>3,873</b>	<b>1,420</b>	<b>5,293</b>
Citrus	438	153	591
Hernando	501	306	807
Lake	1,111	360	1,471
Marion	1,648	452	2,100
Sumter	175	149	324
<b>Circuit 6</b>	<b>6,817</b>	<b>1,336</b>	<b>8,153</b>
Pasco	1,758	434	2,192
Pinellas	5,059	902	5,961
<b>Circuit 7</b>	<b>4,639</b>	<b>722</b>	<b>5,361</b>
Flagler	214	15	229
Putnam	646	118	764
St. Johns	812	126	938
Volusia	2,967	463	3,430
<b>Circuit 8</b>	<b>1,866</b>	<b>387</b>	<b>2,253</b>
Alachua	1,378	219	1,597
Baker	105	25	130
Bradford	82	41	123
Gilchrist	42	26	68
Levy	196	46	242
Union	63	30	93
<b>Circuit 9</b>	<b>7,325</b>	<b>842</b>	<b>8,167</b>
Orange	6,021	570	6,591
Osceola	1,304	272	1,576

6

**CIRCUIT JUVENILE FILINGS, Continued**  
**by Category and Circuit/County**  
**FY 2003-04**

<b>Circuit/County</b>	<b>Delinquency</b>	<b>Dependency*</b>	<b>Total</b>
<b>Circuit 10</b>	<b>4,722</b>	<b>1,207</b>	<b>5,929</b>
Hardee	270	47	317
Highlands	495	107	602
Polk	3,957	1,053	5,010
<b>Circuit 11</b>	<b>7,629</b>	<b>1,141</b>	<b>8,770</b>
Dade	7,629	1,141	8,770
<b>Circuit 12</b>	<b>2,490</b>	<b>481</b>	<b>2,971</b>
Desoto	180	33	213
Manatee	1,132	262	1,394
Sarasota	1,178	186	1,364
<b>Circuit 13</b>	<b>5,293</b>	<b>1,635</b>	<b>6,928</b>
Hillsborough	5,293	1,635	6,928
<b>Circuit 14</b>	<b>2,065</b>	<b>392</b>	<b>2,457</b>
Bay	1,437	264	1,701
Calhoun	74	26	100
Gulf	65	4	69
Holmes	86	26	112
Jackson	246	64	310
Washington	157	8	165
<b>Circuit 15</b>	<b>3,896</b>	<b>751</b>	<b>4,647</b>
Palm Beach	3,896	751	4,647
<b>Circuit 16</b>	<b>393</b>	<b>109</b>	<b>502</b>
Monroe	393	109	502

**CIRCUIT JUVENILE FILINGS, Continued**  
**by Category and Circuit/County**  
**FY 2003-04**

<b>Circuit/County</b>	<b>Delinquency</b>	<b>Dependency*</b>	<b>Total</b>
<b>Circuit 17</b>	<b>7,062</b>	<b>1,171</b>	<b>8,233</b>
Broward	7,062	1,171	8,233
<b>Circuit 18</b>	<b>3,072</b>	<b>706</b>	<b>3,778</b>
Brevard	1,837	479	2,316
Seminole	1,235	227	1,462
<b>Circuit 19</b>	<b>3,000</b>	<b>560</b>	<b>3,560</b>
Indian River	484	133	617
Martin	689	61	750
Okeechobee	319	93	412
St. Lucie	1,508	273	1,781
<b>Circuit 20</b>	<b>4,067</b>	<b>621</b>	<b>4,688</b>
Charlotte	608	60	668
Collier	1,058	175	1,233
Glades	21	5	26
Hendry	307	40	347
Lee	2,073	341	2,414
<b>State Total</b>	<b>77,532</b>	<b>16,375</b>	<b>93,907</b>

\*Termination of Parental Rights filings are included.

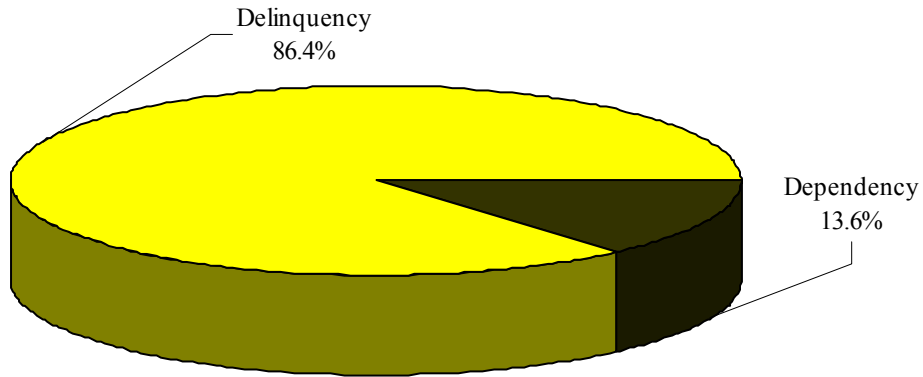


**CIRCUIT JUVENILE DISPOSITIONS**  
**Statewide by Category, Case Type and Month**  
**FY 2003-04**

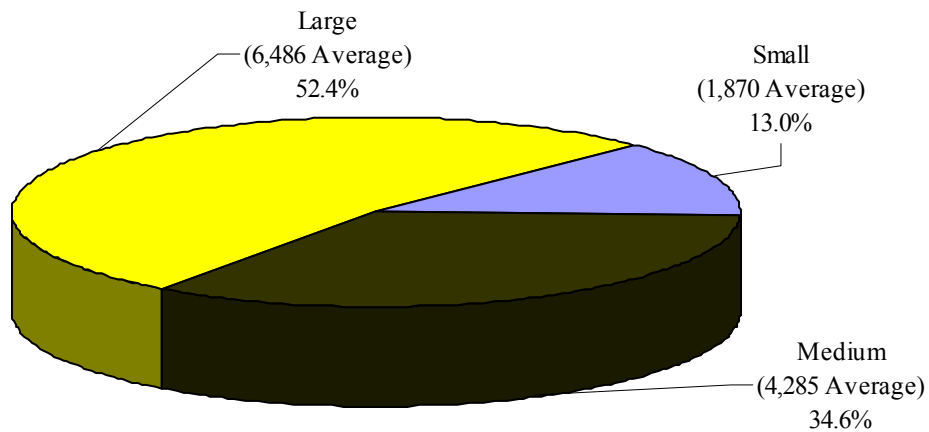
Category/ Case Type	Jul	Aug	Sep	Oct	Nov	Dec	Jan	Feb	Mar	Apr	May	Jun	Total
Delinquency	6,729	5,950	6,322	6,457	5,174	5,607	6,434	6,193	6,746	6,611	6,234	6,344	74,801
Delinquency	6,729	5,950	6,322	6,457	5,174	5,607	6,434	6,193	6,746	6,611	6,234	6,344	74,801
Dependency*	1,021	898	985	971	838	931	958	930	1,137	1,075	976	1,100	11,820
Dependency*	1,021	898	985	971	838	931	958	930	1,137	1,075	976	1,100	11,820
<b>Total</b>	<b>7,750</b>	<b>6,848</b>	<b>7,307</b>	<b>7,428</b>	<b>6,012</b>	<b>6,538</b>	<b>7,392</b>	<b>7,123</b>	<b>7,883</b>	<b>7,686</b>	<b>7,210</b>	<b>7,444</b>	<b>86,621</b>

\*Termination of Parental Rights dispositions are not included.

**CIRCUIT JUVENILE DISPOSITIONS**  
**by Category**  
**FY 2003-04**



**CIRCUIT JUVENILE DISPOSITIONS**  
**by Circuit Size\***  
**FY 2003-04**



\*Small Circuits- 2nd, 3rd, 8th, 14th, 16th, 19th;  
Medium Circuits- 1st, 5th, 7th, 10th, 12th, 18th, 20th;  
Large Circuits- 4th, 6th, 9th, 11th, 13th, 15th, 17th (as defined in the Glossary).

**Circuit Juvenile ❖ Dispositions**

**CIRCUIT JUVENILE DISPOSITIONS**  
**by Category and Circuit**  
**FY 2003-04**

Circuit	Delinquency	Dependency*	Total
First (Pensacola)	2,925	897	3,822
Second (Tallahassee)	1,820	259	2,079
Third (Lake City)	647	164	811
Fourth (Jacksonville)	2,756	325	3,081
Fifth (Tavares)	4,120	706	4,826
Sixth (Clearwater)	5,879	969	6,848
Seventh (Daytona Beach)	4,115	678	4,793
Eighth (Gainesville)	1,795	338	2,133
Ninth (Orlando)	6,763	540	7,303
Tenth (Bartow)	3,715	990	4,705
Eleventh (Miami)	7,623	1,210	8,833
Twelfth (Sarasota)	2,923	481	3,404
Thirteenth (Tampa)	5,682	1,133	6,815
Fourteenth (Panama City)	1,815	365	2,180
Fifteenth (West Palm Beach)	3,264	470	3,734
Sixteenth (Key West)	395	102	497
Seventeenth (Ft. Lauderdale)	7,897	894	8,791
Eighteenth (Sanford)	3,362	545	3,907
Nineteenth (Ft. Pierce)	3,246	275	3,521
Twentieth (Ft. Myers)	4,059	479	4,538
<b>Total</b>	<b>74,801</b>	<b>11,820</b>	<b>86,621</b>

\*Termination of Parental Rights dispositions are not included.

**CIRCUIT JUVENILE DISPOSITIONS**  
**by Category and Circuit/County**  
**FY 2003-04**

Circuit/County	Delinquency	Dependency*	Total
<b>Circuit 1</b>	<b>2,925</b>	<b>897</b>	<b>3,822</b>
Escambia	1,570	343	1,913
Okaloosa	599	234	833
Santa Rosa	549	217	766
Walton	207	103	310
<b>Circuit 2</b>	<b>1,820</b>	<b>259</b>	<b>2,079</b>
Franklin	45	5	50
Gadsden	342	137	479
Jefferson	0	2	2
Leon	1,294	94	1,388
Liberty	15	2	17
Wakulla	124	19	143
<b>Circuit 3</b>	<b>647</b>	<b>164</b>	<b>811</b>
Columbia	187	82	269
Dixie	2	6	8
Hamilton	51	9	60
Lafayette	24	7	31
Madison	109	18	127
Suwannee	215	40	255
Taylor	59	2	61
<b>Circuit 4</b>	<b>2,756</b>	<b>325</b>	<b>3,081</b>
Clay	509	108	617
Duval	2,025	191	2,216
Nassau	222	26	248

6

**Circuit Juvenile ❖ Dispositions**

**CIRCUIT JUVENILE DISPOSITIONS, Continued**  
**by Category and Circuit/County**  
**FY 2003-04**

Circuit/County	Delinquency	Dependency*	Total
<b>Circuit 5</b>	<b>4,120</b>	<b>706</b>	<b>4,826</b>
Citrus	533	95	628
Hernando	173	125	298
Lake	775	178	953
Marion	2,479	239	2,718
Sumter	160	69	229
<b>Circuit 6</b>	<b>5,879</b>	<b>969</b>	<b>6,848</b>
Pasco	1,542	318	1,860
Pinellas	4,337	651	4,988
<b>Circuit 7</b>	<b>4,115</b>	<b>678</b>	<b>4,793</b>
Flagler	255	16	271
Putnam	587	80	667
St. Johns	571	98	669
Volusia	2,702	484	3,186
<b>Circuit 8</b>	<b>1,795</b>	<b>338</b>	<b>2,133</b>
Alachua	1,359	188	1,547
Baker	134	35	169
Bradford	20	38	58
Gilchrist	48	9	57
Levy	190	59	249
Union	44	9	53
<b>Circuit 9</b>	<b>6,763</b>	<b>540</b>	<b>7,303</b>
Orange	5,568	356	5,924
Osceola	1,195	184	1,379

**CIRCUIT JUVENILE DISPOSITIONS, Continued**  
**by Category and Circuit/County**  
**FY 2003-04**

Circuit/County	Delinquency	Dependency*	Total
<b>Circuit 10</b>	<b>3,715</b>	<b>990</b>	<b>4,705</b>
Hardee	141	41	182
Highlands	609	163	772
Polk	2,965	786	3,751
<b>Circuit 11</b>	<b>7,623</b>	<b>1,210</b>	<b>8,833</b>
Dade	7,623	1,210	8,833
<b>Circuit 12</b>	<b>2,923</b>	<b>481</b>	<b>3,404</b>
Desoto	366	47	413
Manatee	1,108	196	1,304
Sarasota	1,449	238	1,687
<b>Circuit 13</b>	<b>5,682</b>	<b>1,133</b>	<b>6,815</b>
Hillsborough	5,682	1,133	6,815
<b>Circuit 14</b>	<b>1,815</b>	<b>365</b>	<b>2,180</b>
Bay	1,350	299	1,649
Calhoun	73	16	89
Gulf	91	1	92
Holmes	67	9	76
Jackson	116	37	153
Washington	118	3	121
<b>Circuit 15</b>	<b>3,264</b>	<b>470</b>	<b>3,734</b>
Palm Beach	3,264	470	3,734
<b>Circuit 16</b>	<b>395</b>	<b>102</b>	<b>497</b>
Monroe	395	102	497

**CIRCUIT JUVENILE DISPOSITIONS, Continued**  
**by Category and Circuit/County**  
**FY 2003-04**

<b>Circuit/County</b>	<b>Delinquency</b>	<b>Dependency*</b>	<b>Total</b>
<b>Circuit 17</b>	<b>7,897</b>	<b>894</b>	<b>8,791</b>
Broward	7,897	894	8,791
<b>Circuit 18</b>	<b>3,362</b>	<b>545</b>	<b>3,907</b>
Brevard	2,444	330	2,774
Seminole	918	215	1,133
<b>Circuit 19</b>	<b>3,246</b>	<b>275</b>	<b>3,521</b>
Indian River	484	100	584
Martin	432	61	493
Okeechobee	283	87	370
St. Lucie	2,047	27	2,074
<b>Circuit 20</b>	<b>4,059</b>	<b>479</b>	<b>4,538</b>
Charlotte	712	34	746
Collier	930	135	1,065
Glades	39	4	43
Hendry	319	40	359
Lee	2,059	266	2,325
<b>State Total</b>	<b>74,801</b>	<b>11,820</b>	<b>86,621</b>


\*Termination of Parental Rights dispositions are not included.

**CIRCUIT JUVENILE DISPOSITIONS**  
**Statewide by Category and Disposition Type**  
**FY 2003-04**

Disposition Type*	Delinquency	Dependency**	Total
Contested	NA	1,900	1,900
Uncontested	NA	9,920	9,920
<b>Total</b>	<b>NA</b>	<b>11,820</b>	<b>11,820</b>

\* Contested and uncontested disposition types only apply to dependency cases.  
 \*\*Termination of Parental Rights dispositions are not included.

**DEPENDENCY DISPOSITIONS**  
**by Disposition Type**  
**FY 2003-04**



6



The Circuit Juvenile division also involves special proceedings. In delinquency cases, special proceedings include complaints, reopenings, certifications to criminal division, direct files to criminal division, and detention hearings. In dependency cases, special proceedings include reopenings, foster care review hearings, and shelter hearings. **These data are provided by the 67 clerks of court. However, special proceedings data are not audited for accuracy by the OSCA.**

***Delinquency:***

***Complaint*** - A complaint is a formal written document submitted to the court by a law enforcement officer, prosecutor or other person, alleging that a specified juvenile has committed a specific delinquent act and requests prosecution of said juvenile. A complaint may be disposed before a petition is ever filed. For example, the court may dispose of a complaint through termination of the charges, direct filing or transfer to criminal court, diversion or alternative sanctions, or arbitration/mediation.

***Reopening*** - A reopening occurs when a case that has previously been reported as disposed is resubmitted to the court where judicial action may be involved.

***Certification to Circuit Criminal Division*** - A certification to the circuit criminal division occurs when a juvenile is transferred to circuit court for prosecution as an adult following a waiver hearing pursuant to section 985.226, Florida Statutes.

***Direct File to Criminal Division*** - A direct file to the criminal division refers to a juvenile who has been transferred to criminal court for prosecution as an adult following the filing of an information by the state attorney pursuant to section 985.227, Florida Statutes.

***Detention Hearing*** - A detention hearing is a hearing held to determine whether a juvenile is to be detained, is to remain in detention, or is to be released while proceedings are pending.

***Dependency:***

***Reopening*** - A reopening occurs when a case that has previously been reported as disposed is resubmitted to the court through a motion or petition.

***Foster Care Judicial Review Hearing*** - A foster care judicial review hearing is a hearing held periodically before a judge, general master, or citizen review panel to determine the status of a child until the child reaches permanency pursuant to section 39.701, Florida Statutes.

***Shelter Hearing*** - A shelter hearing is a hearing held to determine whether a child is to be sheltered, is to remain in shelter, or is to be released while proceedings are pending pursuant to section 39.402, Florida Statutes.

***Adoption Petition*** - An adoption petition is a petition filed for the adoption of a child in foster care pursuant to sections 39.812(5) and 39.813, Florida Statutes.

**CIRCUIT JUVENILE DELINQUENCY COMPLAINTS**  
**by Circuit/County**  
**FY 2003-04**

<b>Circuit/County</b>	<b>Complaints Filed</b>	<b>Complaints Disposed Prior to Petition</b>	<b>% Complaints Disposed Prior to Petition</b>
<b>Circuit 1</b>	<b>5,346</b>	<b>2,176</b>	<b>40.7%</b>
Escambia	2,812	1,081	38.4%
Okaloosa	1,384	711	51.4%
Santa Rosa	827	243	29.4%
Walton	323	141	43.7%
<b>Circuit 2</b>	<b>2,187</b>	<b>657</b>	<b>30.0%</b>
Franklin	63	40	63.5%
Gadsden	318	105	33.0%
Jefferson	40	16	40.0%
Leon	1,544	445	28.8%
Liberty	20	19	95.0%
Wakulla	202	32	15.8%
<b>Circuit 3</b>	<b>1,732</b>	<b>742</b>	<b>42.8%</b>
Columbia	687	281	40.9%
Dixie	69	25	36.2%
Hamilton	122	113	92.6%
Lafayette	35	0	0.0%
Madison	231	123	53.2%
Suwannee	327	70	21.4%
Taylor	261	130	49.8%
<b>Circuit 4</b>	<b>9,506</b>	<b>5,129</b>	<b>54.0%</b>
Clay	1,289	488	37.9%
Duval	7,858	4,483	57.1%
Nassau	359	158	44.0%

**CIRCUIT JUVENILE DELINQUENCY COMPLAINTS, Continued**  
**by Circuit/County**  
**FY 2003-04**

Circuit/County	Complaints Filed	Complaints Disposed Prior to Petition	% Complaints Disposed Prior to Petition
<b>Circuit 5</b>	<b>5,960</b>	<b>2,006</b>	<b>33.7%</b>
Citrus	604	236	39.1%
Hernando	738	96	13.0%
Lake	1,821	719	39.5%
Marion	2,511	846	33.7%
Sumter	286	109	38.1%
<b>Circuit 6</b>	<b>12,342</b>	<b>4,166</b>	<b>33.8%</b>
Pasco	2,277	546	24.0%
Pinellas	10,065	3,620	36.0%
<b>Circuit 7</b>	<b>8,194</b>	<b>4,251</b>	<b>51.9%</b>
Flagler	571	169	29.6%
Putnam	1,254	868	69.2%
St. Johns	994	430	43.3%
Volusia	5,375	2,784	51.8%
<b>Circuit 8</b>	<b>3,374</b>	<b>2,009</b>	<b>59.5%</b>
Alachua	2,287	1,531	66.9%
Baker	259	77	29.7%
Bradford	195	86	44.1%
Gilchrist	132	69	52.3%
Levy	417	227	54.4%
Union	84	19	22.6%
<b>Circuit 9</b>	<b>11,474</b>	<b>3,600</b>	<b>31.4%</b>
Orange	9,287	2,867	30.9%
Osceola	2,187	733	33.5%

6

**CIRCUIT JUVENILE DELINQUENCY COMPLAINTS, Continued**  
**by Circuit/County**  
**FY 2003-04**

<b>Circuit/County</b>	<b>Complaints Filed</b>	<b>Complaints Disposed Prior to Petition</b>	<b>% Complaints Disposed Prior to Petition</b>
<b>Circuit 10</b>	<b>6,856</b>	<b>2,693</b>	<b>39.3%</b>
Hardee	283	203	71.7%
Highlands	821	281	34.2%
Polk	5,752	2,209	38.4%
<b>Circuit 11</b>	<b>11,369</b>	<b>3,987</b>	<b>35.1%</b>
Dade	11,369	3,987	35.1%
<b>Circuit 12</b>	<b>3,032</b>	<b>1,502</b>	<b>49.5%</b>
Desoto	392	364	92.9%
Manatee	1,673	576	34.4%
Sarasota	967	562	58.1%
<b>Circuit 13</b>	<b>13,939</b>	<b>4,477</b>	<b>32.1%</b>
Hillsborough	13,939	4,477	32.1%
<b>Circuit 14</b>	<b>2,627</b>	<b>1,018</b>	<b>38.8%</b>
Bay	1,885	774	41.1%
Calhoun	110	5	4.5%
Gulf	111	19	17.1%
Holmes	87	75	86.2%
Jackson	326	101	31.0%
Washington	108	44	40.7%
<b>Circuit 15</b>	<b>7,269</b>	<b>4,183</b>	<b>57.5%</b>
Palm Beach	7,269	4,183	57.5%
<b>Circuit 16</b>	<b>436</b>	<b>139</b>	<b>31.9%</b>
Monroe	436	139	31.9%

**CIRCUIT JUVENILE DELINQUENCY COMPLAINTS, Continued**  
**by Circuit/County**  
**FY 2003-04**

<b>Circuit/County</b>	<b>Complaints Filed</b>	<b>Complaints Disposed Prior to Petition</b>	<b>% Complaints Disposed Prior to Petition</b>
<b>Circuit 17</b>	<b>11,738</b>	<b>5,165</b>	<b>44.0%</b>
Broward	11,738	5,165	44.0%
<b>Circuit 18</b>	<b>7,185</b>	<b>2,036</b>	<b>28.3%</b>
Brevard	4,168	44	1.1%
Seminole	3,017	1,992	66.0%
<b>Circuit 19</b>	<b>4,320</b>	<b>1,277</b>	<b>29.6%</b>
Indian River	718	332	46.2%
Martin	1,035	263	25.4%
Okeechobee	495	152	30.7%
St. Lucie	2,072	530	25.6%
<b>Circuit 20</b>	<b>6,863</b>	<b>3,336</b>	<b>48.6%</b>
Charlotte	1,003	567	56.5%
Collier	1,811	863	47.7%
Glades	63	10	15.9%
Hendry	434	118	27.2%
Lee	3,552	1,778	50.1%
<b>State Total</b>	<b>135,749</b>	<b>54,549</b>	<b>40.2%</b>

6

**CIRCUIT JUVENILE SPECIAL PROCEEDINGS****by Circuit****FY 2003-04**

Circuit	Delinquency				Dependency				Total
	Reopenings	Certification to Criminal Division	Direct Files to Criminal Division	Detention Hearings	Reopenings	Foster Care Review Hearings	Shelter Hearings	Adoption Petitions	
1	2,128	4	140	2,828	1,312	2,453	1,355	66	10,286
2	2,003	1	61	1,055	56	172	205	0	3,553
3	78	4	15	151	277	833	141	9	1,508
4	1,096	0	97	5,734	7,663	787	1,598	0	16,975
5	1,296	12	19	1,209	1,746	2,287	1,178	68	7,815
6	3,101	4	291	5,154	1,842	4,841	1,468	208	16,909
7	3,438	1	94	2,909	2,946	2,736	529	84	12,737
8	1,380	15	52	1,818	843	1,434	324	7	5,873
9	8,621	0	123	5,092	4,263	2,425	1,032	80	21,636
10	1,542	1	88	3,472	1,623	4,600	1,039	120	12,485
11	12,320	0	462	7,357	1,332	7,326	2,005	371	31,173
12	1,709	4	52	2,845	759	1,738	656	35	7,798
13	2,100	0	55	7,546	300	5,219	1,051	129	16,400
14	395	16	81	618	955	665	343	4	3,077
15	2,028	10	329	3,468	914	2,207	634	199	9,789
16	552	0	1	291	46	608	72	11	1,581
17	953	0	155	4,755	1,424	5,291	648	232	13,458
18	3,595	9	45	7,078	3,452	3,836	1,211	65	19,291
19	1,504	0	67	3,403	2,084	1,585	492	45	9,180
20	1,291	4	58	4,175	1,329	1,958	555	45	9,415
<b>Total</b>	<b>51,130</b>	<b>85</b>	<b>2,285</b>	<b>70,958</b>	<b>35,166</b>	<b>53,001</b>	<b>16,536</b>	<b>1,778</b>	<b>230,939</b>

-This page intentionally left blank-