

County Civil ❖ Overview

The County Civil division includes the following five categories of civil cases: small claims (up to \$5,000), civil (\$5,001 to \$15,000), other civil, evictions, and civil traffic infractions. Within these categories are the following case types:

Small Claims (up to \$5,000) - small claims (up to \$5,000)

Civil (\$5,001 to \$15,000) - civil (\$5,001 to \$15,000)

Other Civil - replevins and other civil⁹

Evictions - evictions

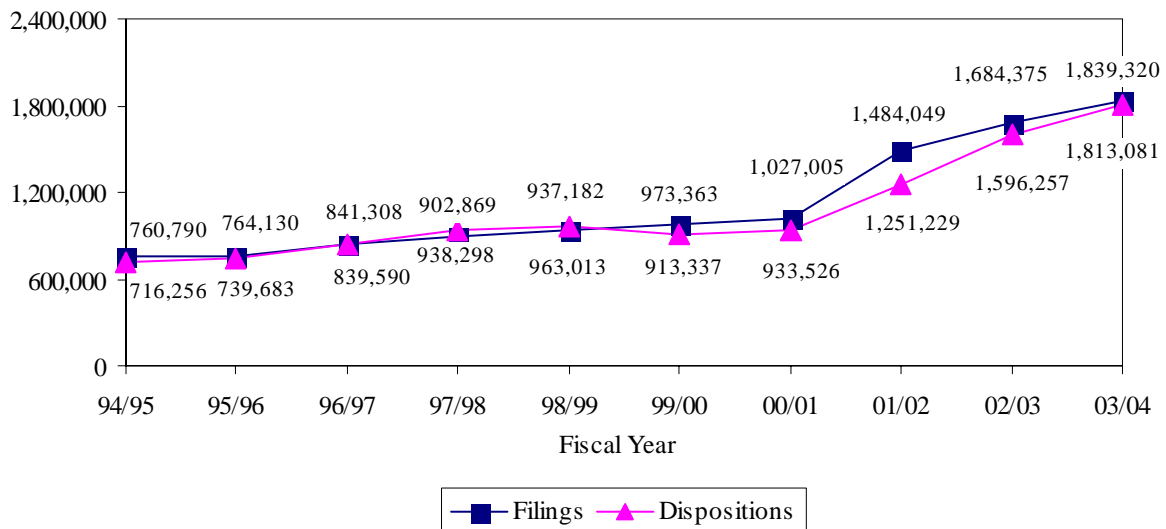
Civil Traffic Infractions - civil traffic infractions (involving a judge or hearing officer)

The Summary Reporting System does not directly capture civil traffic cases. These data are reported independently by clerks of court to the Department of Highway Safety and Motor Vehicles (DHSMV). The DHSMV then provides these data annually to the Office of the State Courts Administrator. Most traffic infraction cases are disposed by the payment of a fine and do not require judicial involvement. Thus, civil traffic infraction statistics have been adjusted to exclude non-judicial cases from this reporting.

In the County Civil division, *Filings* correspond to each complaint or petition filed. *Dispositions* correspond to each complaint or petition disposed. *Jury Trials* are defined as trials in which a group of citizens are impaneled, selected and sworn to determine the issues of fact in a case.

COUNTY CIVIL FILINGS & DISPOSITIONS*

FY 1994-95 to FY 2003-04



*For Fiscal Year 2001-02, the increase in county court filings and dispositions is attributed to a refinement in the methodology used to calculate civil traffic infraction activity. Additionally, for Fiscal Year 2002-03, a significant increase was seen in the county civil traffic infraction data provided by the Department of Highway Safety and Motor Vehicles.

⁹Other civil cases include: non-monetary equity matters, control of animals, interred bodies, injunctive relief, declaratory judgments, and other similar events.

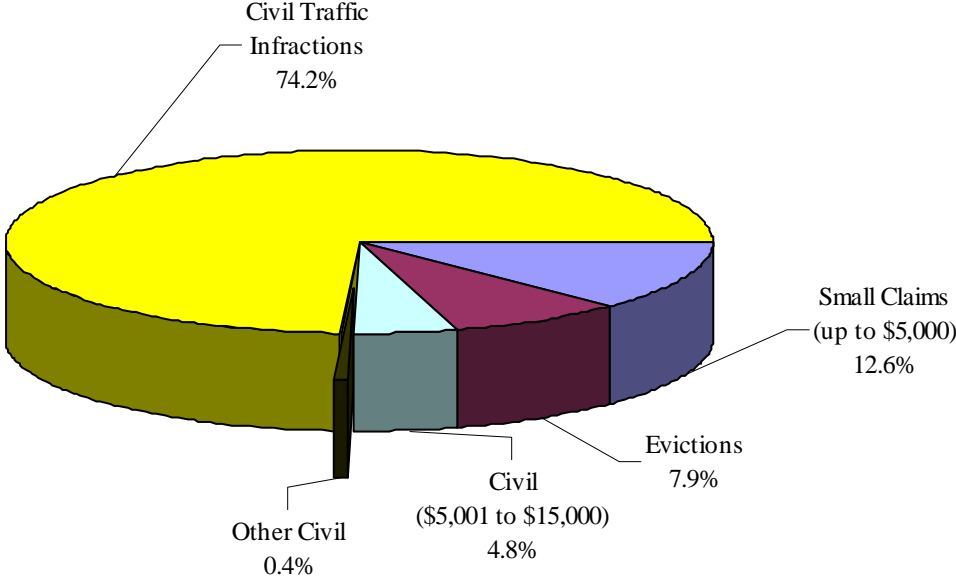


COUNTY CIVIL FILINGS
Statewide by Category, Case Type, and Month
FY 2003-04

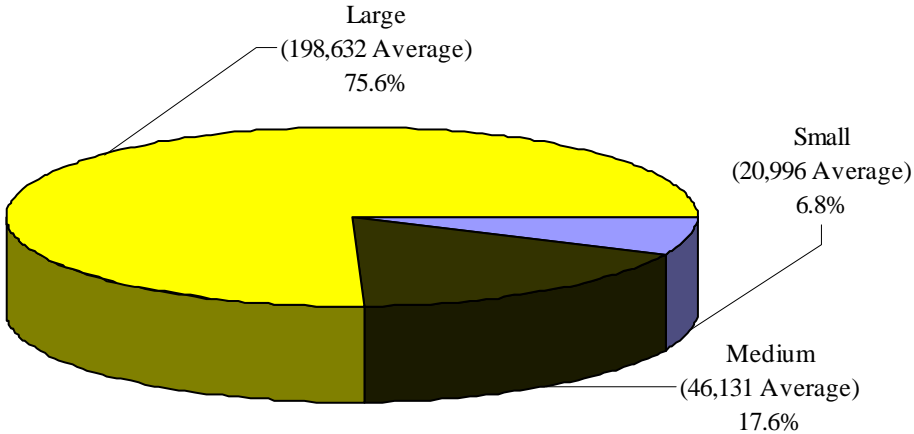
Category/ Case Type	Jul	Aug	Sep	Oct	Nov	Dec	Jan	Feb	Mar	Apr	May	Jun	Total
Small Claims (up to \$5,000)	31,462	19,215	20,501	19,535	14,379	16,398	16,160	15,380	17,989	18,001	16,784	26,108	231,912
Small Claims (up to \$5,000)	31,462	19,215	20,501	19,535	14,379	16,398	16,160	15,380	17,989	18,001	16,784	26,108	231,912
Civil (\$5,001 to \$15,000)	9,467	7,300	7,101	7,459	5,171	6,667	7,028	6,324	7,762	7,387	6,747	9,968	88,381
Civil (\$5,001 to \$15,000)	9,467	7,300	7,101	7,459	5,171	6,667	7,028	6,324	7,762	7,387	6,747	9,968	88,381
Other Civil	870	677	618	766	599	625	716	757	659	625	577	702	8,191
Replevins	437	444	451	549	424	439	523	546	405	434	382	475	5,509
Other Civil	433	233	167	217	175	186	193	211	254	191	195	227	2,682
Evictions	13,169	12,277	12,628	12,765	9,894	12,238	13,513	9,650	11,291	11,707	12,168	13,876	145,176
Evictions	13,169	12,277	12,628	12,765	9,894	12,238	13,513	9,650	11,291	11,707	12,168	13,876	145,176
Civil Traffic*	113,525	108,914	109,584	114,569	106,407	106,430	108,745	100,402	135,518	116,953	122,833	121,780	1,365,660
Civil Traffic Infractions*	113,525	108,914	109,584	114,569	106,407	106,430	108,745	100,402	135,518	116,953	122,833	121,780	1,365,660
Total	168,493	148,383	150,432	155,094	136,450	142,358	146,162	132,513	173,219	154,673	159,109	172,434	1,839,320

*These data do not include all Civil Traffic Infractions reported to the Department of Highway Safety and Motor Vehicles. They only represent those Civil Traffic Infraction filings involving a judge or hearing officer.

COUNTY CIVIL FILINGS
by Category
FY 2003-04



COUNTY CIVIL FILINGS
*by Circuit Size**
FY 2003-04



*Small Circuits- 2nd, 3rd, 8th, 14th, 16th, 19th;
Medium Circuits- 1st, 5th, 7th, 10th, 12th, 18th, 20th;
Large Circuits- 4th, 6th, 9th, 11th, 13th, 15th, 17th (as defined in the Glossary).

COUNTY CIVIL FILINGS
by Case Type and Circuit
FY 2003-04

Circuit	Small Claims (up to \$5,000)	Civil (\$5,001 to \$15,000)	Replevins	Other Civil	Evictions	Civil Traffic Infractions*	Total
1	7,866	2,226	162	96	3,631	22,778	36,759
2	6,692	1,644	199	6	3,314	16,558	28,413
3	2,497	600	237	13	697	8,373	12,417
4	13,476	5,286	234	312	14,613	65,905	99,826
5	8,978	3,197	367	63	3,799	23,844	40,248
6	13,963	5,663	377	40	8,794	43,593	72,430
7	7,873	3,195	363	158	4,414	34,821	50,824
8	4,671	1,233	139	9	2,073	18,664	26,789
9	16,446	7,381	366	28	14,825	50,117	89,163
10	7,875	2,749	471	56	4,017	27,177	42,345
11	44,328	15,640	335	581	23,378	430,172	514,434
12	6,466	2,151	112	485	3,873	21,614	34,701
13	13,557	6,134	414	36	11,369	44,900	76,410
14	4,785	1,328	310	0	1,767	11,392	19,582
15	15,197	6,131	295	23	10,386	146,133	178,165
16	970	287	2	90	422	5,963	7,734
17	26,781	13,152	361	433	18,935	300,334	359,996
18	10,341	3,773	292	43	6,223	38,614	59,286
19	6,382	2,231	131	37	3,053	19,208	31,042
20	12,768	4,380	342	173	5,593	35,500	58,756
Total	231,912	88,381	5,509	2,682	145,176	1,365,660	1,839,320

*These data do not include all Civil Traffic Infractions reported to the Department of Highway Safety and Motor Vehicles. They only represent those Civil Traffic Infraction filings involving a judge or hearing officer.



COUNTY CIVIL FILINGS
by Category and Circuit/County
FY 2003-04

Circuit/County	Small Claims (up to \$5,000)	Civil (\$5,001 to \$15,000)	Other Civil	Evictions	Civil Traffic Infractions*	Total
Circuit 1	7,866	2,226	258	3,631	22,778	36,759
Escambia	4,155	1,041	103	1,970	9,856	17,125
Okaloosa	1,991	590	95	969	7,630	11,275
Santa Rosa	1,063	413	38	491	3,891	5,896
Walton	657	182	22	201	1,401	2,463
Circuit 2	6,692	1,644	205	3,314	16,558	28,413
Franklin	165	61	40	34	696	996
Gadsden	820	187	2	232	2,363	3,604
Jefferson	90	61	6	15	888	1,060
Leon	5,283	1,233	131	2,961	10,675	20,283
Liberty	46	10	4	11	769	840
Wakulla	288	92	22	61	1,167	1,630
Circuit 3	2,497	600	250	697	8,373	12,417
Columbia	1,066	231	125	387	2,381	4,190
Dixie	77	19	19	20	375	510
Hamilton	105	31	12	36	720	904
Lafayette	70	10	1	12	248	341
Madison	212	50	14	60	2,766	3,102
Suwannee	654	175	27	123	1,043	2,022
Taylor	313	84	52	59	840	1,348
Circuit 4	13,476	5,286	546	14,613	65,905	99,826
Clay	1,417	678	60	848	3,298	6,301
Duval	11,573	4,429	463	13,570	61,142	91,177
Nassau	486	179	23	195	1,465	2,348

COUNTY CIVIL FILINGS, Continued
by Category and Circuit/County
FY 2003-04

Circuit/County	Small Claims (up to \$5,000)	Civil (\$5,001 to \$15,000)	Other Civil	Evictions	Civil Traffic Infractions*	Total
Circuit 5	8,978	3,197	430	3,799	23,844	40,248
Citrus	1,077	393	68	295	2,554	4,387
Hernando	1,788	586	69	460	4,745	7,648
Lake	2,114	941	105	1,265	6,280	10,705
Marion	3,715	1,181	155	1,682	7,837	14,570
Sumter	284	96	33	97	2,428	2,938
Circuit 6	13,963	5,663	417	8,794	43,593	72,430
Pasco	3,789	1,476	157	1,780	11,465	18,667
Pinellas	10,174	4,187	260	7,014	32,128	53,763
Circuit 7	7,873	3,195	521	4,414	34,821	50,824
Flagler	451	210	23	142	1,445	2,271
Putnam	1,007	267	88	500	1,926	3,788
St. Johns	1,259	873	52	716	5,693	8,593
Volusia	5,156	1,845	358	3,056	25,757	36,172
Circuit 8	4,671	1,233	148	2,073	18,664	26,789
Alachua	3,556	841	66	1,709	13,175	19,347
Baker	214	73	13	56	1,067	1,423
Bradford	278	80	27	104	2,557	3,046
Gilchrist	115	45	2	24	471	657
Levy	436	156	36	119	1,143	1,890
Union	72	38	4	61	251	426
Circuit 9	16,446	7,381	394	14,825	50,117	89,163
Orange	13,396	6,243	240	12,982	36,516	69,377
Osceola	3,050	1,138	154	1,843	13,601	19,786

COUNTY CIVIL FILINGS, Continued
by Category and Circuit/County
FY 2003-04

Circuit/County	Small Claims (up to \$5,000)	Civil (\$5,001 to \$15,000)	Other Civil	Evictions	Civil Traffic Infractions*	Total
Circuit 10	7,875	2,749	527	4,017	27,177	42,345
Hardee	201	77	11	62	1,332	1,683
Highlands	1,139	328	0	217	2,788	4,472
Polk	6,535	2,344	516	3,738	23,057	36,190
Circuit 11	44,328	15,640	916	23,378	430,172	514,434
Dade	44,328	15,640	916	23,378	430,172	514,434
Circuit 12	6,466	2,151	597	3,873	21,614	34,701
Desoto	268	111	69	185	1,022	1,655
Manatee	2,610	989	65	2,049	9,053	14,766
Sarasota	3,588	1,051	463	1,639	11,539	18,280
Circuit 13	13,557	6,134	450	11,369	44,900	76,410
Hillsborough	13,557	6,134	450	11,369	44,900	76,410
Circuit 14	4,785	1,328	310	1,767	11,392	19,582
Bay	2,885	884	95	1,542	6,616	12,022
Calhoun	251	79	66	20	771	1,187
Gulf	260	31	20	24	279	614
Holmes	255	87	13	23	798	1,176
Jackson	828	177	92	100	1,494	2,691
Washington	306	70	24	58	1,434	1,892
Circuit 15	15,197	6,131	318	10,386	146,133	178,165
Palm Beach	15,197	6,131	318	10,386	146,133	178,165
Circuit 16	970	287	92	422	5,963	7,734
Monroe	970	287	92	422	5,963	7,734

COUNTY CIVIL FILINGS, Continued
by Category and Circuit/County
FY 2003-04

Circuit/County	Small Claims (up to \$5,000)	Civil (\$5,001 to \$15,000)	Other Civil	Evictions	Civil Traffic Infractions*	Total
Circuit 17	26,781	13,152	794	18,935	300,334	359,996
Broward	26,781	13,152	794	18,935	300,334	359,996
Circuit 18	10,341	3,773	335	6,223	38,614	59,286
Brevard	4,827	1,802	201	2,676	22,956	32,462
Seminole	5,514	1,971	134	3,547	15,658	26,824
Circuit 19	6,382	2,231	168	3,053	19,208	31,042
Indian River	1,566	363	66	586	2,838	5,419
Martin	1,021	487	31	549	4,162	6,250
Okeechobee	476	162	6	130	1,376	2,150
St. Lucie	3,319	1,219	65	1,788	10,832	17,223
Circuit 20	12,768	4,380	515	5,593	35,500	58,756
Charlotte	1,466	613	26	540	3,453	6,098
Collier	3,499	1,181	84	1,602	12,469	18,835
Glades	55	19	2	26	846	948
Hendry	355	148	40	203	1,164	1,910
Lee	7,393	2,419	363	3,222	17,568	30,965
State Total	231,912	88,381	8,191	145,176	1,365,660	1,839,320

*These data do not include all Civil Traffic Infractions reported to the Department of Highway Safety and Motor Vehicles. They only represent those Civil Traffic Infraction filings involving a judge or hearing officer.

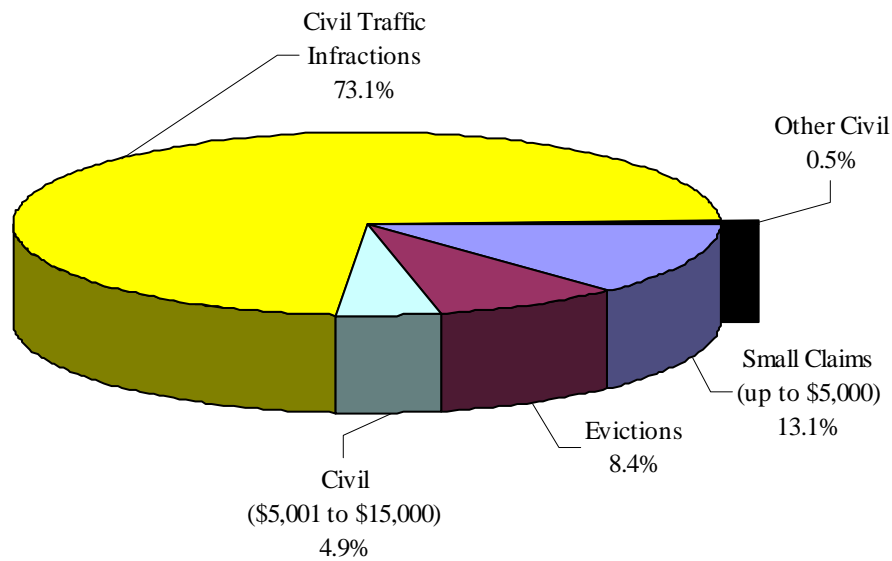
County Civil ❖ Dispositions

COUNTY CIVIL DISPOSITIONS
Statewide by Category, Case Type, and Month
FY 2003-04

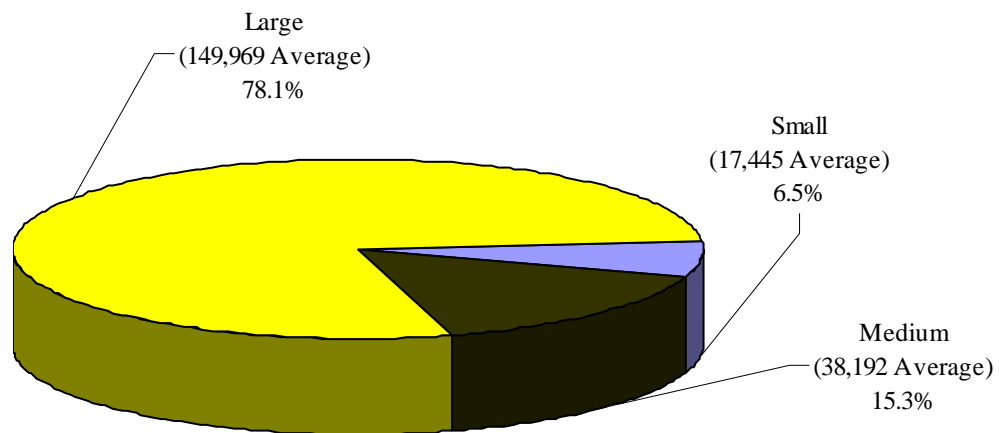
Category/ Case Type	Jul	Aug	Sep	Oct	Nov	Dec	Jan	Feb	Mar	Apr	May	Jun	Total
Small Claims (up to \$5,000)	18,914	19,271	20,478	20,722	17,741	22,120	17,778	19,697	19,815	19,171	20,388	21,224	237,319
Small Claims (up to \$5,000)	18,914	19,271	20,478	20,722	17,741	22,120	17,778	19,697	19,815	19,171	20,388	21,224	237,319
Civil (\$5,001 to \$15,000)	6,985	6,538	6,592	6,757	6,137	7,187	9,008	7,327	7,607	7,591	9,110	8,348	89,187
Civil (\$5,001 to \$15,000)	6,985	6,538	6,592	6,757	6,137	7,187	9,008	7,327	7,607	7,591	9,110	8,348	89,187
Other Civil	605	586	606	627	549	819	678	794	755	674	794	741	8,228
Replevins	383	398	383	389	383	586	474	595	490	439	606	508	5,634
Other Civil	222	188	223	238	166	233	204	199	265	235	188	233	2,594
Evictions	11,569	11,790	11,035	12,057	9,718	11,217	18,222	14,580	12,000	11,413	16,016	13,496	153,113
Evictions	11,569	11,790	11,035	12,057	9,718	11,217	18,222	14,580	12,000	11,413	16,016	13,496	153,113
Civil Traffic*	105,254	107,982	107,891	112,321	101,800	98,686	114,933	113,500	116,549	115,629	117,923	112,766	1,325,234
Civil Traffic Infractions*	105,254	107,982	107,891	112,321	101,800	98,686	114,933	113,500	116,549	115,629	117,923	112,766	1,325,234
Total	143,327	146,167	146,602	152,484	135,945	140,029	160,619	155,898	156,726	154,478	164,231	156,575	1,813,081

*These data do not include all Civil Traffic Infractions reported to the Department of Highway Safety and Motor Vehicles. They only represent those Civil Traffic Infraction dispositions involving a judge or hearing officer.

COUNTY CIVIL DISPOSITIONS
by Category
 FY 2003-04



COUNTY CIVIL DISPOSITIONS
*by Circuit Size**
 FY 2003-04



*Small Circuits- 2nd, 3rd, 8th, 14th, 16th, 19th;
 Medium Circuits- 1st, 5th, 7th, 10th, 12th, 18th, 20th;
 Large Circuits- 4th, 6th, 9th, 11th, 13th, 15th, 17th (as defined in the Glossary).

County Civil ❖ **Dispositions**

COUNTY CIVIL DISPOSITIONS
by Case Type and Circuit
FY 2003-04

Circuit	Small Claims (up to \$5,000)	Civil (\$5,001 to \$15,000)	Replevins	Other Civil	Evictions	Civil Traffic Infractions*	Total
1	7,542	2,209	155	98	3,368	11,464	24,836
2	5,041	1,479	173	2	2,904	12,392	21,991
3	2,240	545	216	8	644	5,679	9,332
4	13,283	4,817	226	282	13,588	71,104	103,300
5	8,042	2,936	343	40	3,014	20,574	34,949
6	15,467	5,295	350	27	7,894	41,844	70,877
7	8,050	2,919	352	133	4,008	35,802	51,264
8	4,675	1,228	135	7	2,134	19,542	27,721
9	24,865	13,414	1,049	42	30,784	39,505	109,659
10	7,645	2,408	404	36	3,981	21,251	35,725
11	43,615	15,322	307	696	22,871	335,639	418,450
12	6,839	2,021	90	490	3,866	13,356	26,662
13	14,197	5,343	374	45	10,824	91,911	122,694
14	4,481	1,197	258	0	1,575	9,216	16,727
15	15,948	5,767	280	25	10,365	222,284	254,669
16	993	290	2	94	380	7,205	8,964
17	24,491	12,123	250	396	16,684	283,234	337,178
18	10,020	3,783	210	32	5,799	32,120	51,964
19	6,322	2,100	153	23	3,195	21,541	33,334
20	13,563	3,991	307	118	5,235	29,571	52,785
Total	237,319	89,187	5,634	2,594	153,113	1,325,234	1,813,081

*These data do not include all Civil Traffic Infractions reported to the Department of Highway Safety and Motor Vehicles. They only represent those Civil Traffic Infraction dispositions involving a judge or hearing officer.

COUNTY CIVIL DISPOSITIONS
by Category and Circuit/County
FY 2003-04

Circuit/County	Small Claims (up to \$5,000)	Civil (\$5,001 to \$15,000)	Other Civil	Evictions	Civil Traffic Infractions*	Total
Circuit 1	7,542	2,209	253	3,368	11,464	24,836
Escambia	4,226	1,091	122	2,005	5,656	13,100
Okaloosa	1,992	589	76	955	2,119	5,731
Santa Rosa	845	403	37	313	2,688	4,286
Walton	479	126	18	95	1,001	1,719
Circuit 2	5,041	1,479	175	2,904	12,392	21,991
Franklin	114	63	22	10	618	827
Gadsden	505	115	1	92	1,332	2,045
Jefferson	84	49	3	8	354	498
Leon	4,082	1,177	142	2,747	7,842	15,990
Liberty	30	3	1	4	773	811
Wakulla	226	72	6	43	1,473	1,820
Circuit 3	2,240	545	224	644	5,679	9,332
Columbia	1,028	252	120	414	1,350	3,164
Dixie	63	25	19	10	559	676
Hamilton	84	24	10	25	528	671
Lafayette	46	8	2	10	127	193
Madison	228	37	16	48	1,852	2,181
Suwannee	500	133	20	104	146	903
Taylor	291	66	37	33	1,117	1,544
Circuit 4	13,283	4,817	508	13,588	71,104	103,300
Clay	1,434	482	47	738	15,284	17,985
Duval	11,326	4,186	439	12,613	49,114	77,678
Nassau	523	149	22	237	6,706	7,637

County Civil ❖ **Dispositions**

COUNTY CIVIL DISPOSITIONS, Continued
by Category and Circuit/County
FY 2003-04

Circuit/County	Small Claims (up to \$5,000)	Civil (\$5,001 to \$15,000)	Other Civil	Evictions	Civil Traffic Infractions*	Total
Circuit 5	8,042	2,936	383	3,014	20,574	34,949
Citrus	1,067	356	69	265	2,364	4,121
Hernando	1,415	553	60	356	7,629	10,013
Lake	2,141	902	98	1,189	4,601	8,931
Marion	3,151	1,043	126	1,104	4,183	9,607
Sumter	268	82	30	100	1,797	2,277
Circuit 6	15,467	5,295	377	7,894	41,844	70,877
Pasco	3,336	1,160	103	1,394	9,736	15,729
Pinellas	12,131	4,135	274	6,500	32,108	55,148
Circuit 7	8,050	2,919	485	4,008	35,802	51,264
Flagler	385	140	10	84	1,106	1,725
Putnam	986	203	65	195	2,194	3,643
St. Johns	1,314	796	78	700	6,202	9,090
Volusia	5,365	1,780	332	3,029	26,300	36,806
Circuit 8	4,675	1,228	142	2,134	19,542	27,721
Alachua	3,583	897	78	1,826	10,401	16,785
Baker	211	53	6	32	957	1,259
Bradford	268	73	21	79	2,377	2,818
Gilchrist	132	50	2	25	383	592
Levy	423	119	30	105	5,165	5,842
Union	58	36	5	67	259	425
Circuit 9	24,865	13,414	1,091	30,784	39,505	109,659
Orange	21,698	12,469	993	28,899	27,742	91,801
Osceola	3,167	945	98	1,885	11,763	17,858

COUNTY CIVIL DISPOSITIONS, Continued
by Category and Circuit/County
FY 2003-04

Circuit/County	Small Claims (up to \$5,000)	Civil (\$5,001 to \$15,000)	Other Civil	Evictions	Civil Traffic Infractions*	Total
Circuit 10	7,645	2,408	440	3,981	21,251	35,725
Hardee	166	62	15	45	1,154	1,442
Highlands	1,009	271	0	225	1,554	3,059
Polk	6,470	2,075	425	3,711	18,543	31,224
Circuit 11	43,615	15,322	1,003	22,871	335,639	418,450
Dade	43,615	15,322	1,003	22,871	335,639	418,450
Circuit 12	6,839	2,021	580	3,866	13,356	26,662
Desoto	331	86	47	343	330	1,137
Manatee	2,696	883	56	1,927	5,205	10,767
Sarasota	3,812	1,052	477	1,596	7,821	14,758
Circuit 13	14,197	5,343	419	10,824	91,911	122,694
Hillsborough	14,197	5,343	419	10,824	91,911	122,694
Circuit 14	4,481	1,197	258	1,575	9,216	16,727
Bay	3,053	863	107	1,367	5,070	10,460
Calhoun	130	59	46	16	2,084	2,335
Gulf	159	24	12	12	189	396
Holmes	186	58	3	10	305	562
Jackson	770	154	87	97	1,057	2,165
Washington	183	39	3	73	511	809
Circuit 15	15,948	5,767	305	10,365	222,284	254,669
Palm Beach	15,948	5,767	305	10,365	222,284	254,669
Circuit 16	993	290	96	380	7,205	8,964
Monroe	993	290	96	380	7,205	8,964

COUNTY CIVIL DISPOSITIONS, Continued
by Category and Circuit/County
FY 2003-04

Circuit/County	Small Claims (up to \$5,000)	Civil (\$5,001 to \$15,000)	Other Civil	Evictions	Civil Traffic Infractions*	Total
Circuit 17	24,491	12,123	646	16,684	283,234	337,178
Broward	24,491	12,123	646	16,684	283,234	337,178
Circuit 18	10,020	3,783	242	5,799	32,120	51,964
Brevard	4,271	1,709	127	2,308	12,412	20,827
Seminole	5,749	2,074	115	3,491	19,708	31,137
Circuit 19	6,322	2,100	176	3,195	21,541	33,334
Indian River	1,528	359	83	608	3,195	5,773
Martin	1,071	528	23	588	5,303	7,513
Okeechobee	387	133	8	145	1,526	2,199
St. Lucie	3,336	1,080	62	1,854	11,517	17,849
Circuit 20	13,563	3,991	425	5,235	29,571	52,785
Charlotte	1,425	585	26	602	3,679	6,317
Collier	3,715	1,166	64	1,458	7,080	13,483
Glades	36	9	1	5	600	651
Hendry	336	108	36	187	1,740	2,407
Lee	8,051	2,123	298	2,983	16,472	29,927
State Total	237,319	89,187	8,228	153,113	1,325,234	1,813,081

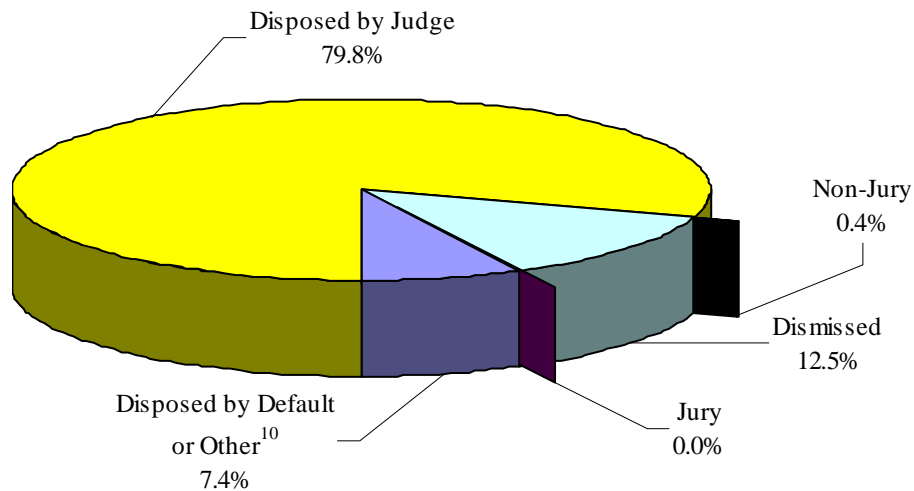
*These data do not include all Civil Traffic Infractions reported to the Department of Highway Safety and Motor Vehicles. They only represent those Civil Traffic Infraction dispositions involving a judge or hearing officer.

COUNTY CIVIL DISPOSITIONS
Statewide by Case Type and Disposition Type
FY 2003-04

Disposition Type	Small Claims (up to \$5,000)	Civil (\$5,001 to \$15,000)	Replevins	Other Civil	Evictions	Civil Traffic Infractions*	Total
Dismissed Before Hearing	54,590	33,331	1,901	623	52,627	NA	143,072
Dismissed After Hearing	64,775	9,279	1,106	379	8,146	NA	83,685
Disposed by Default	34,453	20,168	474	238	59,235	NA	114,568
Disposed by Judge (No Trial)	67,930	20,462	1,834	655	29,850	1,325,234	1,445,965
Disposed by Non-Jury	4,734	732	110	40	978	NA	6,594
Disposed by Jury	107	95	0	3	10	NA	215
Disposed by Other ¹⁰	10,730	5,120	209	656	2,267	NA	18,982
Total	237,319	89,187	5,634	2,594	153,113	1,325,234	1,813,081

*These data do not include all Civil Traffic Infractions reported to the Department of Highway Safety and Motor Vehicles. They only represent those Civil Traffic Infraction dispositions involving a judge or hearing officer.

COUNTY CIVIL DISPOSITIONS
by Disposition Type
FY 2003-04



¹⁰The disposition category "Disposed by Other" is used to report cases as disposed when they are: consolidated into a primary case, transferred or have a change of venue, disposed upon estreature of a bond, etc.

COUNTY CIVIL JURY TRIAL RATES*
by Circuit
FY 2003-04

Circuit	Disposed by Jury	Total Dispositions	Jury Trial Rates
First (Pensacola)	6	13,372	0.0%
Second (Tallahassee)	7	9,599	0.1%
Third (Lake City)	0	3,653	0.0%
Fourth (Jacksonville)	1	32,196	0.0%
Fifth (Tavares)	1	14,375	0.0%
Sixth (Clearwater)	5	29,033	0.0%
Seventh (Daytona Beach)	7	15,462	0.0%
Eighth (Gainesville)	0	8,179	0.0%
Ninth (Orlando)	12	70,154	0.0%
Tenth (Bartow)	1	14,474	0.0%
Eleventh (Miami)	154	82,811	0.2%
Twelfth (Sarasota)	2	13,306	0.0%
Thirteenth (Tampa)	0	30,783	0.0%
Fourteenth (Panama City)	0	7,511	0.0%
Fifteenth (West Palm Beach)	2	32,385	0.0%
Sixteenth (Key West)	0	1,759	0.0%
Seventeenth (Ft. Lauderdale)	15	53,944	0.0%
Eighteenth (Sanford)	1	19,844	0.0%
Nineteenth (Ft. Pierce)	0	11,793	0.0%
Twentieth (Ft. Myers)	1	23,214	0.0%
Total	215	487,847	0.0%

*These data do not include Civil Traffic Infractions.

The County Civil division also includes special proceedings in the form of reopenings. **These data are provided by the 67 clerks of court. However, special proceedings data are not audited for accuracy by the OSCA.**

Reopening - A reopening occurs when a case that has previously been reported as disposed is resubmitted to the court through a motion or petition.

COUNTY CIVIL SPECIAL PROCEEDINGS

by Circuit
FY 2003-04

Circuit	Reopenings
First (Pensacola)	3,760
Second (Tallahassee)	2,621
Third (Lake City)	255
Fourth (Jacksonville)	5,281
Fifth (Tavares)	3,768
Sixth (Clearwater)	6,601
Seventh (Daytona Beach)	3,402
Eighth (Gainesville)	2,692
Ninth (Orlando)	4,943
Tenth (Bartow)	3,526
Eleventh (Miami)	22,343
Twelfth (Sarasota)	2,552
Thirteenth (Tampa)	8,557
Fourteenth (Panama City)	1,415
Fifteenth (West Palm Beach)	6,327
Sixteenth (Key West)	313
Seventeenth (Ft. Lauderdale)	28,044
Eighteenth (Sanford)	4,331
Nineteenth (Ft. Pierce)	1,920
Twentieth (Ft. Myers)	5,172
Total	117,823