

**County Criminal ❖ Overview**

The County Criminal division includes the following three categories of criminal offenses: misdemeanors & criminal traffic, municipal & county ordinances, and driving under the influence. Within these categories are the following case types:

**Misdemeanor & Criminal Traffic** - misdemeanors, worthless checks, and criminal traffic offenses

**County & Municipal Ordinances** - county ordinance and municipal ordinance violations

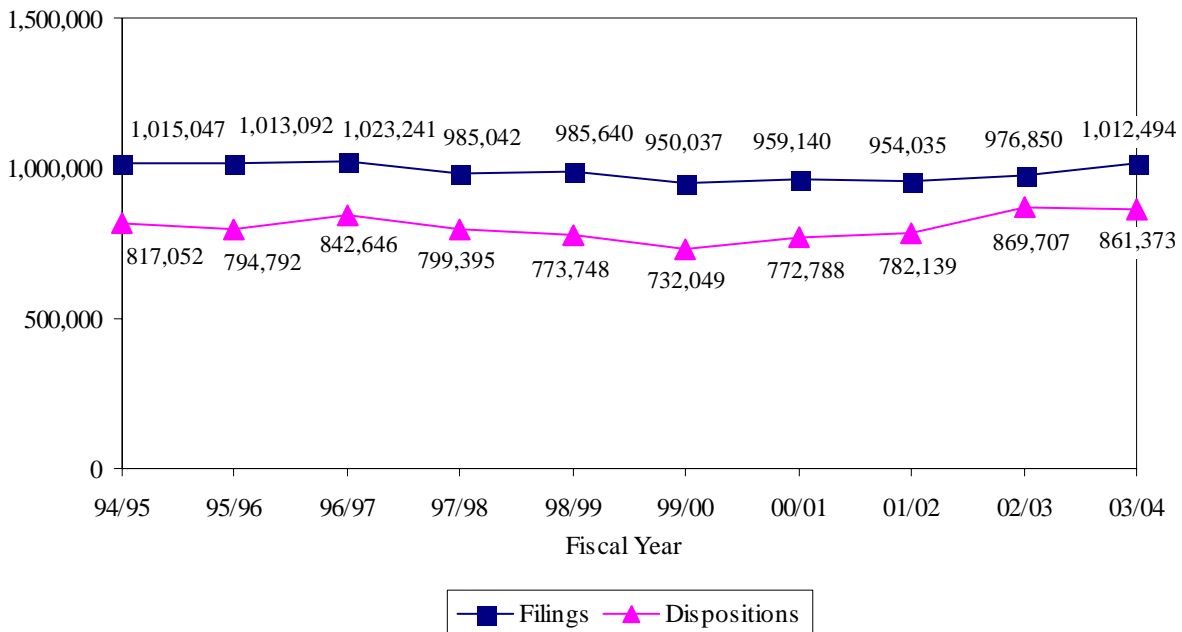
**Driving Under the Influence** - driving under the influence (DUI) offenses

The Summary Reporting System does not directly capture criminal traffic and DUI cases. These data are reported independently by clerks of court to the Department of Highway Safety and Motor Vehicles (DHSMV). The DHSMV then provides these data annually to the Office of the State Courts Administrator.

In the County Criminal division, *Filings* correspond to each defendant against whom a sworn complaint, notice to appear, information, or indictment is filed. *Dispositions* correspond to each defendant for whom a final judicial decision is rendered terminating a criminal proceeding by an acquittal, a dismissal, or a judgment stating the specific sentence (in the case of a conviction). *Jury Trials* are defined as trials in which a group of citizens are impaneled, selected and sworn to determine the issues of fact in a case.

**COUNTY CRIMINAL FILINGS & DISPOSITIONS**

**FY 1994-95 to FY 2003-04**

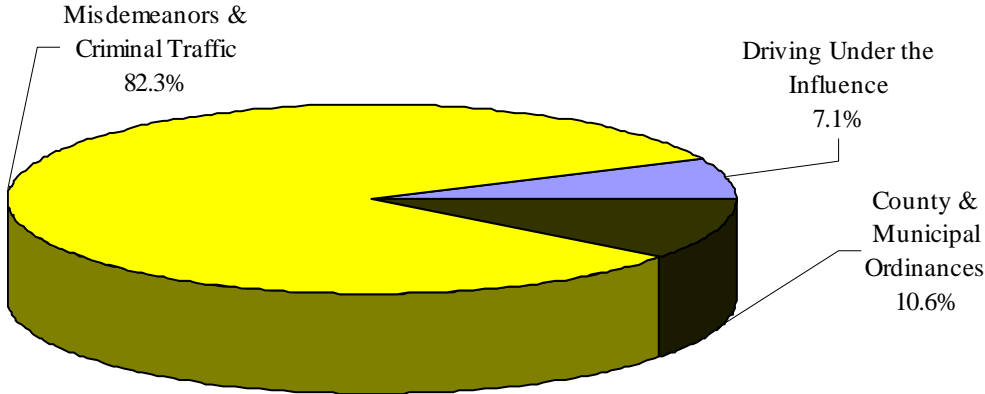


**COUNTY CRIMINAL FILINGS**  
**Statewide by Category, Case Type, and Month**  
**FY 2003-04**

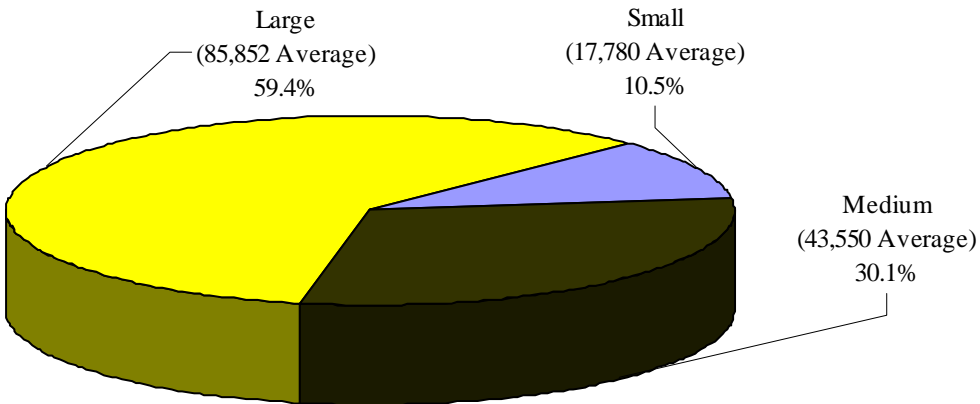
Category/ Case Type	Jul	Aug	Sep	Oct	Nov	Dec	Jan	Feb	Mar	Apr	May	Jun	Total
<b>Misdemeanors &amp; Criminal Traffic</b>	<b>71,984</b>	<b>72,129</b>	<b>70,663</b>	<b>70,198</b>	<b>65,337</b>	<b>64,220</b>	<b>69,931</b>	<b>64,756</b>	<b>77,878</b>	<b>72,075</b>	<b>70,384</b>	<b>63,459</b>	<b>833,014</b>
Misdemeanors	29,187	28,563	29,457	27,794	24,916	25,349	27,035	25,617	32,911	29,794	27,865	21,343	329,831
Worthless Checks	4,166	4,707	3,821	4,317	4,472	2,760	5,269	3,761	5,312	4,575	4,502	4,100	51,762
Criminal Traffic	38,631	38,859	37,385	38,087	35,949	36,111	37,627	35,378	39,655	37,706	38,017	38,016	451,421
<b>County &amp; Municipal Ordinances</b>	<b>10,186</b>	<b>9,903</b>	<b>8,514</b>	<b>9,864</b>	<b>7,154</b>	<b>7,026</b>	<b>8,638</b>	<b>8,551</b>	<b>11,410</b>	<b>9,869</b>	<b>9,013</b>	<b>7,701</b>	<b>107,829</b>
County Ordinances	4,360	4,849	4,154	4,578	3,113	3,337	4,117	3,830	4,635	4,253	3,898	3,305	48,429
Municipal Ordinances	5,826	5,054	4,360	5,286	4,041	3,689	4,521	4,721	6,775	5,616	5,115	4,396	59,400
<b>Driving Under the Influence</b>	<b>5,665</b>	<b>6,201</b>	<b>5,393</b>	<b>5,884</b>	<b>5,828</b>	<b>6,017</b>	<b>6,122</b>	<b>6,025</b>	<b>6,392</b>	<b>6,063</b>	<b>6,075</b>	<b>5,986</b>	<b>71,651</b>
Driving Under the Influence	5,665	6,201	5,393	5,884	5,828	6,017	6,122	6,025	6,392	6,063	6,075	5,986	71,651
<b>Total</b>	<b>87,835</b>	<b>88,233</b>	<b>84,570</b>	<b>85,946</b>	<b>78,319</b>	<b>77,263</b>	<b>84,691</b>	<b>79,332</b>	<b>95,680</b>	<b>88,007</b>	<b>85,472</b>	<b>77,146</b>	<b>1,012,494</b>

7

**COUNTY CRIMINAL FILINGS**  
*by Category*  
**FY 2003-04**



**COUNTY CRIMINAL FILINGS**  
*by Circuit Size\**  
**FY 2003-04**



\*Small Circuits- 2nd, 3rd, 8th, 14th, 16th, 19th;  
Medium Circuits- 1st, 5th, 7th, 10th, 12th, 18th, 20th;  
Large Circuits- 4th, 6th, 9th, 11th, 13th, 15th, 17th (as defined in the Glossary).

**COUNTY CRIMINAL FILINGS**  
*by Case Type and Circuit*  
**FY 2003-04**

Circuit	Misdemeanors	Worthless Checks	Criminal Traffic	County Ordinances	Municipal Ordinances	Driving Under the Influence	Total
1	14,122	3,765	11,893	983	147	3,372	34,282
2	7,432	2,498	7,883	11	225	1,442	19,491
3	3,117	688	4,085	66	28	576	8,560
4	26,493	15,112	40,670	170	2,122	3,790	88,357
5	11,340	1,360	13,346	845	494	2,835	30,220
6	24,412	3,974	29,837	2,357	4,167	7,054	71,801
7	25,793	5,118	23,310	656	3,211	3,999	62,087
8	8,364	5,764	6,321	12	1,544	1,328	23,333
9	25,275	25	23,909	3,230	1,682	4,928	59,049
10	14,852	3,286	16,263	3,659	355	2,312	40,727
11	16,961	77	67,436	24,701	24,870	5,735	139,780
12	11,390	1,310	10,857	208	1,018	2,697	27,480
13	24,682	1,078	32,209	3,073	1,469	6,471	68,982
14	8,291	4,473	6,610	59	590	1,223	21,246
15	26,125	123	37,041	1,445	2,878	3,694	71,306
16	2,333	197	2,800	117	62	620	6,129
17	24,771	144	59,361	1,300	10,253	5,861	101,690
18	26,958	1,002	18,345	74	306	4,842	51,527
19	10,481	532	12,388	682	1,055	2,783	27,921
20	16,639	1,236	26,857	4,781	2,924	6,089	58,526
<b>Total</b>	<b>329,831</b>	<b>51,762</b>	<b>451,421</b>	<b>48,429</b>	<b>59,400</b>	<b>71,651</b>	<b>1,012,494</b>

7

**COUNTY CRIMINAL FILINGS**  
**by Category and Circuit/County**  
**FY 2003-04**

<b>Circuit/County</b>	<b>Misdemeanors &amp; Criminal Traffic</b>	<b>County &amp; Municipal Ordinances</b>	<b>Driving Under the Influence</b>	<b>Total</b>
<b>Circuit 1</b>	<b>29,780</b>	<b>1,130</b>	<b>3,372</b>	<b>34,282</b>
Escambia	14,338	243	1,236	15,817
Okaloosa	5,879	0	1,126	7,005
Santa Rosa	4,952	212	538	5,702
Walton	4,611	675	472	5,758
<b>Circuit 2</b>	<b>17,813</b>	<b>236</b>	<b>1,442</b>	<b>19,491</b>
Franklin	724	2	89	815
Gadsden	2,496	11	174	2,681
Jefferson	364	0	28	392
Leon	13,160	223	812	14,195
Liberty	181	0	27	208
Wakulla	888	0	312	1,200
<b>Circuit 3</b>	<b>7,890</b>	<b>94</b>	<b>576</b>	<b>8,560</b>
Columbia	3,305	35	176	3,516
Dixie	225	15	55	295
Hamilton	636	0	69	705
Lafayette	140	0	18	158
Madison	974	0	69	1,043
Suwannee	1,614	27	80	1,721
Taylor	996	17	109	1,122
<b>Circuit 4</b>	<b>82,275</b>	<b>2,292</b>	<b>3,790</b>	<b>88,357</b>
Clay	5,836	5	398	6,239
Duval	73,528	2,058	3,167	78,753
Nassau	2,911	229	225	3,365

**COUNTY CRIMINAL FILINGS, Continued**  
**by Category and Circuit/County**  
**FY 2003-04**

Circuit/County	Misdemeanors & Criminal Traffic	County & Municipal Ordinances	Driving Under the Influence	Total
<b>Circuit 5</b>	<b>26,046</b>	<b>1,339</b>	<b>2,835</b>	<b>30,220</b>
Citrus	2,968	0	355	3,323
Hernando	3,684	441	748	4,873
Lake	6,346	284	719	7,349
Marion	11,541	591	905	13,037
Sumter	1,507	23	108	1,638
<b>Circuit 6</b>	<b>58,223</b>	<b>6,524</b>	<b>7,054</b>	<b>71,801</b>
Pasco	14,079	205	2,282	16,566
Pinellas	44,144	6,319	4,772	55,235
<b>Circuit 7</b>	<b>54,221</b>	<b>3,867</b>	<b>3,999</b>	<b>62,087</b>
Flagler	2,088	0	167	2,255
Putnam	5,800	33	635	6,468
St. Johns	9,261	41	649	9,951
Volusia	37,072	3,793	2,548	43,413
<b>Circuit 8</b>	<b>20,449</b>	<b>1,556</b>	<b>1,328</b>	<b>23,333</b>
Alachua	15,872	1,542	904	18,318
Baker	811	2	82	895
Bradford	1,504	0	131	1,635
Gilchrist	308	0	65	373
Levy	1,643	12	129	1,784
Union	311	0	17	328
<b>Circuit 9</b>	<b>49,209</b>	<b>4,912</b>	<b>4,928</b>	<b>59,049</b>
Orange	39,284	4,862	3,969	48,115
Osceola	9,925	50	959	10,934

**COUNTY CRIMINAL FILINGS, Continued**  
**by Category and Circuit/County**  
**FY 2003-04**

Circuit/County	Misdemeanors & Criminal Traffic	County & Municipal Ordinances	Driving Under the Influence	Total
<b>Circuit 10</b>	<b>34,401</b>	<b>4,014</b>	<b>2,312</b>	<b>40,727</b>
Hardee	1,721	48	99	1,868
Highlands	3,049	37	291	3,377
Polk	29,631	3,929	1,922	35,482
<b>Circuit 11</b>	<b>84,474</b>	<b>49,571</b>	<b>5,735</b>	<b>139,780</b>
Dade	84,474	49,571	5,735	139,780
<b>Circuit 12</b>	<b>23,557</b>	<b>1,226</b>	<b>2,697</b>	<b>27,480</b>
Desoto	1,408	0	125	1,533
Manatee	10,844	315	1,131	12,290
Sarasota	11,305	911	1,441	13,657
<b>Circuit 13</b>	<b>57,969</b>	<b>4,542</b>	<b>6,471</b>	<b>68,982</b>
Hillsborough	57,969	4,542	6,471	68,982
<b>Circuit 14</b>	<b>19,374</b>	<b>649</b>	<b>1,223</b>	<b>21,246</b>
Bay	14,369	649	864	15,882
Calhoun	595	0	83	678
Gulf	448	0	59	507
Holmes	807	0	75	882
Jackson	2,267	0	90	2,357
Washington	888	0	52	940
<b>Circuit 15</b>	<b>63,289</b>	<b>4,323</b>	<b>3,694</b>	<b>71,306</b>
Palm Beach	63,289	4,323	3,694	71,306
<b>Circuit 16</b>	<b>5,330</b>	<b>179</b>	<b>620</b>	<b>6,129</b>
Monroe	5,330	179	620	6,129

**COUNTY CRIMINAL FILINGS, Continued**  
**by Category and Circuit/County**  
**FY 2003-04**

Circuit/County	Misdemeanors & Criminal Traffic	County & Municipal Ordinances	Driving Under the Influence	Total
<b>Circuit 17</b>	<b>84,276</b>	<b>11,553</b>	<b>5,861</b>	<b>101,690</b>
Broward	84,276	11,553	5,861	101,690
<b>Circuit 18</b>	<b>46,305</b>	<b>380</b>	<b>4,842</b>	<b>51,527</b>
Brevard	34,523	336	3,862	38,721
Seminole	11,782	44	980	12,806
<b>Circuit 19</b>	<b>23,401</b>	<b>1,737</b>	<b>2,783</b>	<b>27,921</b>
Indian River	4,691	360	466	5,517
Martin	5,535	124	991	6,650
Okeechobee	2,084	0	183	2,267
St. Lucie	11,091	1,253	1,143	13,487
<b>Circuit 20</b>	<b>44,732</b>	<b>7,705</b>	<b>6,089</b>	<b>58,526</b>
Charlotte	4,284	0	696	4,980
Collier	14,280	4,308	2,116	20,704
Glades	574	1	34	609
Hendry	2,590	25	295	2,910
Lee	23,004	3,371	2,948	29,323
<b>State Total</b>	<b>833,014</b>	<b>107,829</b>	<b>71,651</b>	<b>1,012,494</b>

7



**County Criminal ❖ Dispositions**

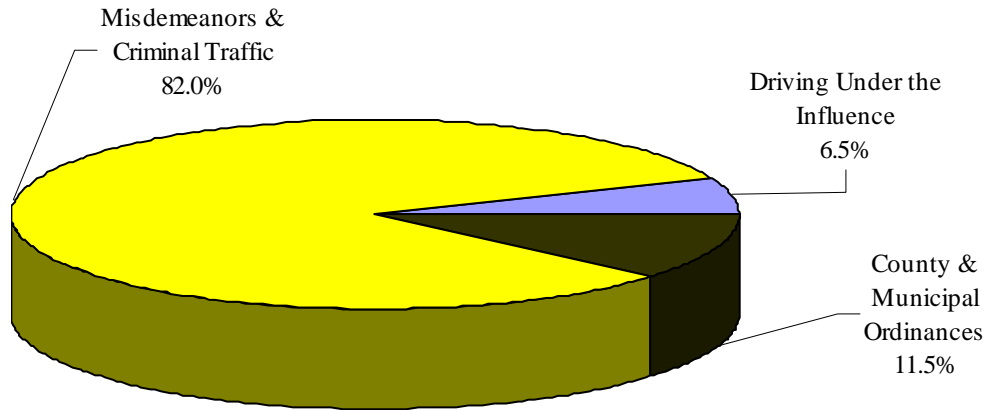
**COUNTY CRIMINAL DISPOSITIONS**  
*Statewide by Category, Case Type, and Month*  
**FY 2003-04**

Category/ Case Type	Jul	Aug	Sep	Oct	Nov	Dec	Jan	Feb	Mar	Apr	May	Jun	Total
<b>Misdemeanors &amp; Criminal Traffic</b>	<b>63,655</b>	<b>60,744</b>	<b>58,906</b>	<b>61,454</b>	<b>52,165</b>	<b>51,649</b>	<b>58,689</b>	<b>58,332</b>	<b>64,525</b>	<b>61,964</b>	<b>59,823</b>	<b>54,661</b>	<b>706,567</b>
Misdemeanors	27,388	25,565	25,725	27,503	21,506	23,033	24,158	24,483	28,411	26,727	24,916	20,899	300,314
Worthless Checks	4,920	3,701	3,740	3,605	3,349	2,632	3,094	3,567	4,280	3,913	3,452	2,825	43,078
Criminal Traffic	31,347	31,478	29,441	30,346	27,310	25,984	31,437	30,282	31,834	31,324	31,455	30,937	363,175
<b>County &amp; Municipal Ordinances</b>	<b>8,718</b>	<b>8,994</b>	<b>8,751</b>	<b>8,975</b>	<b>6,749</b>	<b>6,782</b>	<b>7,127</b>	<b>7,568</b>	<b>9,487</b>	<b>9,019</b>	<b>8,886</b>	<b>8,052</b>	<b>99,108</b>
County Ordinances	4,084	4,203	4,213	3,999	3,065	3,098	3,068	3,310	4,147	3,900	3,943	3,500	44,530
Municipal Ordinances	4,634	4,791	4,538	4,976	3,684	3,684	4,059	4,258	5,340	5,119	4,943	4,552	54,578
<b>Driving Under the Influence</b>	<b>4,756</b>	<b>4,930</b>	<b>4,470</b>	<b>4,591</b>	<b>4,272</b>	<b>4,076</b>	<b>4,691</b>	<b>4,735</b>	<b>4,896</b>	<b>4,773</b>	<b>4,778</b>	<b>4,730</b>	<b>55,698</b>
Driving Under the Influence	4,756	4,930	4,470	4,591	4,272	4,076	4,691	4,735	4,896	4,773	4,778	4,730	55,698
<b>Total</b>	<b>77,129</b>	<b>74,668</b>	<b>72,127</b>	<b>75,020</b>	<b>63,186</b>	<b>62,507</b>	<b>70,507</b>	<b>70,635</b>	<b>78,908</b>	<b>75,756</b>	<b>73,487</b>	<b>67,443</b>	<b>861,373</b>



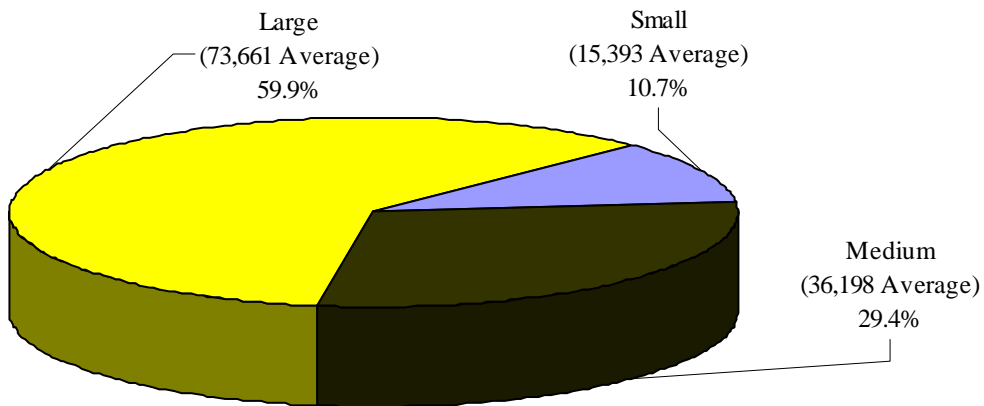
## COUNTY CRIMINAL DISPOSITIONS

by Category  
FY 2003-04



## COUNTY CRIMINAL DISPOSITIONS

by Circuit Size\*  
FY 2003-04



\*Small Circuits- 2nd, 3rd, 8th, 14th, 16th, 19th;  
Medium Circuits- 1st, 5th, 7th, 10th, 12th, 18th, 20th;  
Large Circuits- 4th, 6th, 9th, 11th, 13th, 15th, 17th (as defined in the Glossary).

**County Criminal ❖ Dispositions**

**COUNTY CRIMINAL DISPOSITIONS**  
**by Case Type and Circuit**  
**FY 2003-04**

<b>Circuit</b>	<b>Misdemeanors</b>	<b>Worthless Checks</b>	<b>Criminal Traffic</b>	<b>County Ordinances</b>	<b>Municipal Ordinances</b>	<b>Driving Under the Influence</b>	<b>Total</b>
<b>1</b>	13,624	3,716	9,818	848	134	2,289	30,429
<b>2</b>	7,333	837	6,097	8	194	1,046	15,515
<b>3</b>	3,497	895	2,938	64	33	329	7,756
<b>4</b>	23,323	8,154	26,277	91	1,837	1,831	61,513
<b>5</b>	10,502	1,423	10,525	818	406	1,990	25,664
<b>6</b>	24,025	3,224	25,723	2,498	3,570	6,330	65,370
<b>7</b>	23,835	4,480	16,635	623	2,452	3,081	51,106
<b>8</b>	6,893	3,354	5,192	18	1,122	923	17,502
<b>9</b>	26,400	1,196	20,881	1,982	1,504	3,698	55,661
<b>10</b>	12,008	2,093	14,709	2,230	327	1,971	33,338
<b>11</b>	13,369	102	59,481	24,834	24,711	5,416	127,913
<b>12</b>	10,362	1,347	11,066	157	928	2,139	25,999
<b>13</b>	22,181	1,275	20,238	3,706	1,707	6,565	55,672
<b>14</b>	9,577	4,345	5,832	60	624	978	21,416
<b>15</b>	25,242	1,269	29,823	1,120	2,810	2,767	63,031
<b>16</b>	2,283	229	2,342	35	116	510	5,515
<b>17</b>	24,027	102	48,680	965	8,456	4,240	86,470
<b>18</b>	16,113	1,128	13,931	67	230	1,663	33,132
<b>19</b>	8,636	1,284	11,597	333	480	2,326	24,656
<b>20</b>	17,084	2,625	21,390	4,073	2,937	5,606	53,715
<b>Total</b>	<b>300,314</b>	<b>43,078</b>	<b>363,175</b>	<b>44,530</b>	<b>54,578</b>	<b>55,698</b>	<b>861,373</b>

**COUNTY CRIMINAL DISPOSITIONS**  
**by Category and Circuit/County**  
**FY 2003-04**

Circuit/County	Misdemeanors & Criminal Traffic	County & Municipal Ordinances	Driving Under the Influence	Total
<b>Circuit 1</b>	<b>27,158</b>	<b>982</b>	<b>2,289</b>	<b>30,429</b>
Escambia	13,647	206	1,100	14,953
Okaloosa	4,409	0	359	4,768
Santa Rosa	4,657	236	396	5,289
Walton	4,445	540	434	5,419
<b>Circuit 2</b>	<b>14,267</b>	<b>202</b>	<b>1,046</b>	<b>15,515</b>
Franklin	756	2	70	828
Gadsden	1,733	10	124	1,867
Jefferson	391	0	12	403
Leon	10,342	190	554	11,086
Liberty	147	0	25	172
Wakulla	898	0	261	1,159
<b>Circuit 3</b>	<b>7,330</b>	<b>97</b>	<b>329</b>	<b>7,756</b>
Columbia	3,266	35	153	3,454
Dixie	169	17	42	228
Hamilton	549	0	15	564
Lafayette	161	0	17	178
Madison	769	0	57	826
Suwannee	1,646	28	37	1,711
Taylor	770	17	8	795
<b>Circuit 4</b>	<b>57,754</b>	<b>1,928</b>	<b>1,831</b>	<b>61,513</b>
Clay	5,946	11	338	6,295
Duval	48,950	1,803	1,317	52,070
Nassau	2,858	114	176	3,148

**County Criminal ❖ Dispositions**

**COUNTY CRIMINAL DISPOSITIONS, Continued**  
**by Category and Circuit/County**  
**FY 2003-04**

Circuit/County	Misdemeanors & Criminal Traffic	County & Municipal Ordinances	Driving Under the Influence	Total
<b>Circuit 5</b>	<b>22,450</b>	<b>1,224</b>	<b>1,990</b>	<b>25,664</b>
Citrus	2,693	0	316	3,009
Hernando	3,253	517	563	4,333
Lake	5,743	186	551	6,480
Marion	9,366	497	476	10,339
Sumter	1,395	24	84	1,503
<b>Circuit 6</b>	<b>52,972</b>	<b>6,068</b>	<b>6,330</b>	<b>65,370</b>
Pasco	12,176	373	1,699	14,248
Pinellas	40,796	5,695	4,631	51,122
<b>Circuit 7</b>	<b>44,950</b>	<b>3,075</b>	<b>3,081</b>	<b>51,106</b>
Flagler	1,822	0	109	1,931
Putnam	5,325	14	481	5,820
St. Johns	6,238	54	547	6,839
Volusia	31,565	3,007	1,944	36,516
<b>Circuit 8</b>	<b>15,439</b>	<b>1,140</b>	<b>923</b>	<b>17,502</b>
Alachua	11,264	1,119	653	13,036
Baker	873	2	73	948
Bradford	1,260	0	89	1,349
Gilchrist	303	1	48	352
Levy	1,460	18	46	1,524
Union	279	0	14	293
<b>Circuit 9</b>	<b>48,477</b>	<b>3,486</b>	<b>3,698</b>	<b>55,661</b>
Orange	37,487	3,486	2,932	43,905
Osceola	10,990	0	766	11,756

**COUNTY CRIMINAL DISPOSITIONS, Continued**  
**by Category and Circuit/County**  
**FY 2003-04**

Circuit/County	Misdemeanors & Criminal Traffic	County & Municipal Ordinances	Driving Under the Influence	Total
<b>Circuit 10</b>	<b>28,810</b>	<b>2,557</b>	<b>1,971</b>	<b>33,338</b>
Hardee	1,382	92	77	1,551
Highlands	2,334	41	216	2,591
Polk	25,094	2,424	1,678	29,196
<b>Circuit 11</b>	<b>72,952</b>	<b>49,545</b>	<b>5,416</b>	<b>127,913</b>
Dade	72,952	49,545	5,416	127,913
<b>Circuit 12</b>	<b>22,775</b>	<b>1,085</b>	<b>2,139</b>	<b>25,999</b>
Desoto	1,277	0	90	1,367
Manatee	10,013	259	866	11,138
Sarasota	11,485	826	1,183	13,494
<b>Circuit 13</b>	<b>43,694</b>	<b>5,413</b>	<b>6,565</b>	<b>55,672</b>
Hillsborough	43,694	5,413	6,565	55,672
<b>Circuit 14</b>	<b>19,754</b>	<b>684</b>	<b>978</b>	<b>21,416</b>
Bay	14,417	684	690	15,791
Calhoun	647	0	100	747
Gulf	621	0	18	639
Holmes	775	0	73	848
Jackson	2,562	0	74	2,636
Washington	732	0	23	755
<b>Circuit 15</b>	<b>56,334</b>	<b>3,930</b>	<b>2,767</b>	<b>63,031</b>
Palm Beach	56,334	3,930	2,767	63,031
<b>Circuit 16</b>	<b>4,854</b>	<b>151</b>	<b>510</b>	<b>5,515</b>
Monroe	4,854	151	510	5,515

**County Criminal ❖ Dispositions**

**COUNTY CRIMINAL DISPOSITIONS, Continued**  
**by Category and Circuit/County**  
**FY 2003-04**

<b>Circuit/County</b>	<b>Misdemeanors &amp; Criminal Traffic</b>	<b>County &amp; Municipal Ordinances</b>	<b>Driving Under the Influence</b>	<b>Total</b>
<b>Circuit 17</b>	<b>72,809</b>	<b>9,421</b>	<b>4,240</b>	<b>86,470</b>
Broward	72,809	9,421	4,240	86,470
<b>Circuit 18</b>	<b>31,172</b>	<b>297</b>	<b>1,663</b>	<b>33,132</b>
Brevard	19,208	223	689	20,120
Seminole	11,964	74	974	13,012
<b>Circuit 19</b>	<b>21,517</b>	<b>813</b>	<b>2,326</b>	<b>24,656</b>
Indian River	3,555	210	400	4,165
Martin	5,398	91	703	6,192
Okeechobee	1,969	0	170	2,139
St. Lucie	10,595	512	1,053	12,160
<b>Circuit 20</b>	<b>41,099</b>	<b>7,010</b>	<b>5,606</b>	<b>53,715</b>
Charlotte	4,166	0	576	4,742
Collier	12,431	3,612	1,604	17,647
Glades	502	1	21	524
Hendry	2,303	29	259	2,591
Lee	21,697	3,368	3,146	28,211
<b>State Total</b>	<b>706,567</b>	<b>99,108</b>	<b>55,698</b>	<b>861,373</b>

**COUNTY CRIMINAL DISPOSITIONS**  
**Statewide by Case Type and Disposition Type**  
**FY 2003-04**

Disposition Type	Misdemeanors	Worthless Checks	County Ordinances	Municipal Ordinances	Total
<b>Before Trial</b>	<b>295,813</b>	<b>43,023</b>	<b>43,891</b>	<b>53,827</b>	<b>436,554</b>
No File	32,963	162	336	947	34,408
Speedy Trial	12	0	3	0	15
Dismissed	50,211	12,176	16,109	14,692	93,188
Transferred	855	70	0	0	925
Plea	185,375	21,544	23,588	34,281	264,788
Other <sup>8</sup>	26,397	9,071	3,855	3,907	43,230
<b>After Trial Non-Jury</b>	<b>3,027</b>	<b>43</b>	<b>602</b>	<b>705</b>	<b>4,377</b>
Acquittal/Dismissal	1,109	12	226	212	1,559
Plea	404	21	55	51	531
Convictions	1,514	10	321	442	2,287
<b>After Trial By Jury</b>	<b>1,474</b>	<b>12</b>	<b>37</b>	<b>46</b>	<b>1,569</b>
Acquittal/Dismissal	833	4	21	23	881
Plea	95	3	1	1	100
Conviction	546	5	15	22	588
<b>Total</b>	<b>300,314</b>	<b>43,078</b>	<b>44,530</b>	<b>54,578</b>	<b>442,500</b>

**COUNTY CRIMINAL TRAFFIC DISPOSITIONS**  
**Statewide by Case Type and Disposition Type**  
**FY 2003-04**

Disposition Type	Criminal Traffic	Driving Under the Influence	Total
<b>Disposed by Judge (No Trial)</b>	<b>261,487</b>	<b>41,933</b>	<b>303,420</b>
<b>Disposed by Jury Trial</b>	<b>682</b>	<b>742</b>	<b>1,424</b>
<b>Disposed by Non-Jury Trial</b>	<b>23,088</b>	<b>7,597</b>	<b>30,685</b>
<b>Disposed by Other</b>	<b>77,918</b>	<b>5,426</b>	<b>83,344</b>
<b>Total</b>	<b>363,175</b>	<b>55,698</b>	<b>418,873</b>

<sup>8</sup>The disposition category "Other" is used to report cases as disposed for: defendants placed on deferred prosecution or other pretrial diversion or probation program approved after an information or indictment is filed, defendants declared mentally or physically unable to stand trial, cases disposed upon estreatment of a bond, cases that are nolle prosequi (no further prosecution) for administrative reasons, etc.



**County Criminal ❖ Dispositions**

**COUNTY CRIMINAL JURY TRIAL DISPOSITIONS\***  
**by Circuit**  
**FY 2003-04**

Circuit	Acquittals/Dismissals	Pleas	Convictions	Total
First (Pensacola)	40	4	17	61
Second (Tallahassee)	35	0	14	49
Third (Lake City)	15	0	12	27
Fourth (Jacksonville)	6	1	2	9
Fifth (Tavares)	20	10	20	50
Sixth (Clearwater)	83	3	47	133
Seventh (Daytona Beach)	37	10	23	70
Eighth (Gainesville)	20	0	22	42
Ninth (Orlando)	80	4	42	126
Tenth (Bartow)	36	9	20	65
Eleventh (Miami)	87	1	44	132
Twelfth (Sarasota)	28	2	17	47
Thirteenth (Tampa)	28	2	166	196
Fourteenth (Panama City)	2	3	2	7
Fifteenth (West Palm Beach)	112	6	30	148
Sixteenth (Key West)	15	0	2	17
Seventeenth (Ft. Lauderdale)	103	17	29	149
Eighteenth (Sanford)	69	11	35	115
Nineteenth (Ft. Pierce)	8	14	10	32
Twentieth (Ft. Myers)	57	3	34	94
<b>Total</b>	<b>881</b>	<b>100</b>	<b>588</b>	<b>1,569</b>

\*Criminal Traffic and DUI dispositions are not included.

**COUNTY CRIMINAL JURY TRIAL AND CONVICTION RATES\***  
**by Circuit**  
**FY 2003-04**

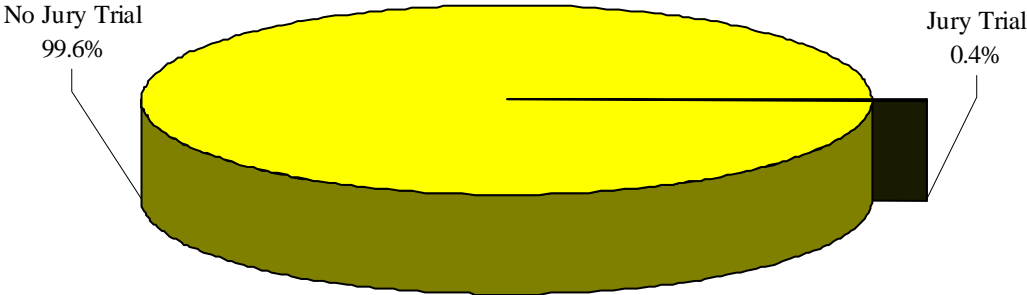
Circuit	By Jury - Acquittals/ Dismissals, Pleas, & Convictions	Total Dispositions	Jury Trial Rates	Total Pleas & Convictions	Total Dispositions (excludes No Files, Transferred & Other)	Conviction Rates
First (Pensacola)	61	18,322	0.3%	13,653	16,085	84.9%
Second (Tallahassee)	49	8,372	0.6%	5,161	5,433	95.0%
Third (Lake City)	27	4,489	0.6%	2,948	3,654	80.7%
Fourth (Jacksonville)	9	33,405	0.0%	23,382	29,001	80.6%
Fifth (Tavares)	50	13,149	0.4%	9,646	11,086	87.0%
Sixth (Clearwater)	133	33,317	0.4%	26,506	27,726	95.6%
Seventh (Daytona Beach)	70	31,390	0.2%	19,529	24,075	81.1%
Eighth (Gainesville)	42	11,387	0.4%	3,969	7,506	52.9%
Ninth (Orlando)	126	31,082	0.4%	15,909	21,060	75.5%
Tenth (Bartow)	65	16,658	0.4%	10,201	12,490	81.7%
Eleventh (Miami)	132	63,016	0.2%	26,963	54,786	49.2%
Twelfth (Sarasota)	47	12,794	0.4%	8,322	9,474	87.8%
Thirteenth (Tampa)	196	28,869	0.7%	15,989	23,324	68.6%
Fourteenth (Panama City)	7	14,606	0.0%	9,155	11,220	81.6%
Fifteenth (West Palm Beach)	148	30,441	0.5%	14,148	29,194	48.5%
Sixteenth (Key West)	17	2,663	0.6%	1,730	2,392	72.3%
Seventeenth (Ft. Lauderdale)	149	33,550	0.4%	26,442	30,523	86.6%
Eighteenth (Sanford)	115	17,538	0.7%	10,526	15,014	70.1%
Nineteenth (Ft. Pierce)	32	10,733	0.3%	6,281	8,555	73.4%
Twentieth (Ft. Myers)	94	26,719	0.4%	17,834	21,339	83.6%
<b>Total</b>	<b>1,569</b>	<b>442,500</b>	<b>0.4%</b>	<b>268,294</b>	<b>363,937</b>	<b>73.7%</b>

\*Criminal Traffic and DUI dispositions are not included.

**County Criminal ❖ Dispositions**

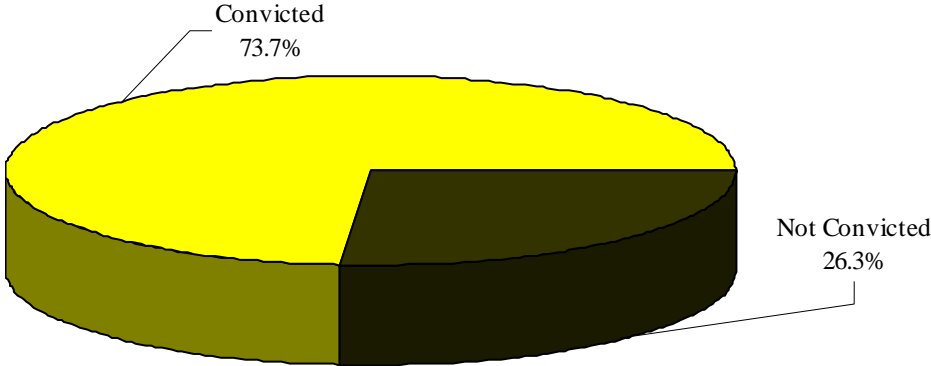
**COUNTY CRIMINAL JURY TRIAL RATE**

**FY 2003-04**



**COUNTY CRIMINAL CONVICTION RATE**

**FY 2003-04**



The County Criminal division also involves special proceedings such as reopenings, bond hearings, adversary preliminary hearings, probation revocation hearings, and post conviction relief motions. **These data are provided by the 67 clerks of court. However, special proceedings data are not audited for accuracy by the OSCA.**

***Reopening*** - A reopening occurs when a case that has previously been reported as disposed is resubmitted to the court through a motion or petition.

***Bond Hearing*** - A bond hearing is a hearing in which a county court judge considers a defendant's pretrial release status at a special hearing for the purpose of setting or modifying bond or other pretrial release.

***Adversary Preliminary Hearing*** - An adversary preliminary hearing is a proceeding in which a judge considers evidence presented so that the court can determine whether there is sufficient cause to hold the accused for trial.

***Probation Revocation Hearing*** - A probation revocation hearing is a proceeding in which a judge determines whether a defendant's probation should be modified or revoked following an alleged violation.

***Post Conviction Relief Motion*** - A post conviction relief motion is a motion to vacate, set aside, or correct a sentence pursuant to rule 3.850, Florida Rules of Criminal Procedure.

**COUNTY CRIMINAL SPECIAL PROCEEDINGS**  
**by Circuit**  
**FY 2003-04**

Circuit	Reopenings	Bond Hearings	Adversary Preliminary Hearings	Probation Revocation Hearings	Post Conviction Relief Motions	Total
1	1,108	79	0	3,606	2	4,795
2	649	8	0	589	53	1,299
3	32	11	0	575	0	618
4	311	97	0	2,759	9	3,176
5	688	5	0	2,230	0	2,923
6	616	1,963	4	4,084	3	6,670
7	805	2	0	2,583	5	3,395
8	130	141	0	2,142	0	2,413
9	519	70	0	2,418	5	3,012
10	506	21	3	1,419	2	1,951
11	0	25	0	549	596	1,170
12	703	18	0	2,211	16	2,948
13	3,410	667	0	2,790	0	6,867
14	767	1	0	946	0	1,714
15	0	0	0	2,445	0	2,445
16	40	8	0	219	1	268
17	416	198	0	871	52	1,537
18	1,717	351	0	1,502	1	3,571
19	10	10	0	2,009	0	2,029
20	986	79	0	3,477	15	4,557
<b>Total</b>	<b>13,413</b>	<b>3,754</b>	<b>7</b>	<b>39,424</b>	<b>760</b>	<b>57,358</b>

-This page intentionally left blank-