

**County Civil** ❖ **Overview**

The County Civil division includes the following five categories of civil cases: small claims (up to \$5,000), civil (\$5,001 to \$15,000), other civil, evictions, and civil traffic infractions. Within these categories are the following case types:

**Small Claims (up to \$5,000)** - small claims (up to \$5,000)

**Civil (\$5,001 to \$15,000)** - civil (\$5,001 to \$15,000)

**Other Civil** - replevins and other civil<sup>9</sup>

**Evictions** - evictions

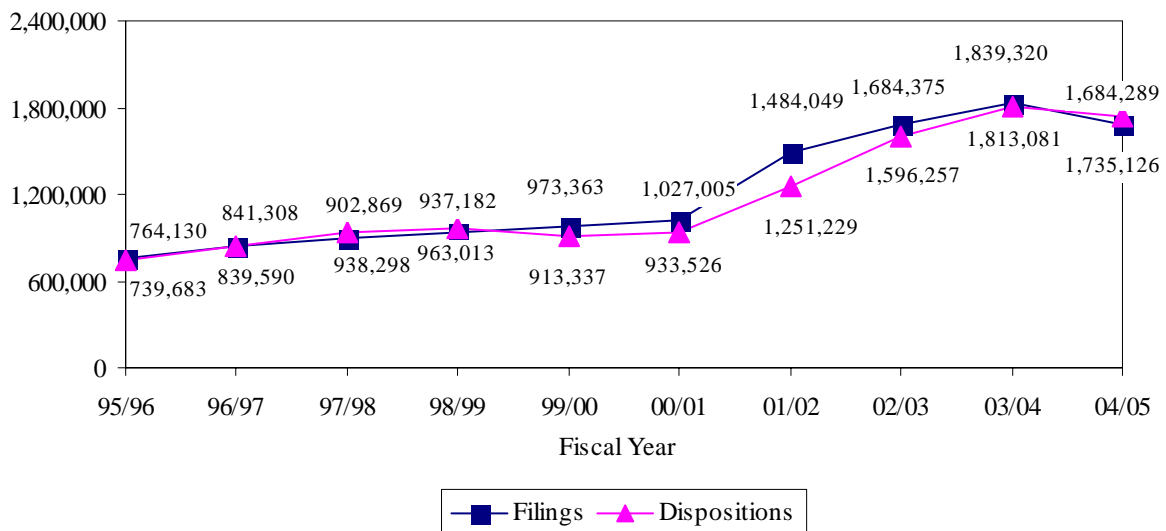
**Civil Traffic Infractions** - civil traffic infractions (involving a judge or hearing officer)

The Summary Reporting System does not directly capture civil traffic cases. These data are reported independently by clerks of court to the Department of Highway Safety and Motor Vehicles (DHSMV). The DHSMV then provides these data annually to the Office of the State Courts Administrator. Most traffic infraction cases are disposed by the payment of a fine and do not require judicial involvement. Thus, civil traffic infraction statistics have been adjusted to exclude non-judicial cases from this reporting.

In the County Civil division, *Filings* correspond to each complaint or petition filed. *Dispositions* correspond to each complaint or petition disposed. *Jury Trials* are defined as trials in which a group of citizens is impaneled, selected and sworn to determine the issues of fact in a case.

**COUNTY CIVIL FILINGS & DISPOSITIONS\***

**FY 1995-96 to FY 2004-05**



\*For Fiscal Year 2001-02, the increase in county court filings is attributed to a refinement in the methodology used to calculate civil traffic infraction activity.

<sup>9</sup>Other civil cases include: non-monetary equity matters, control of animals, interred bodies, injunctive relief, declaratory judgments, and other similar events.

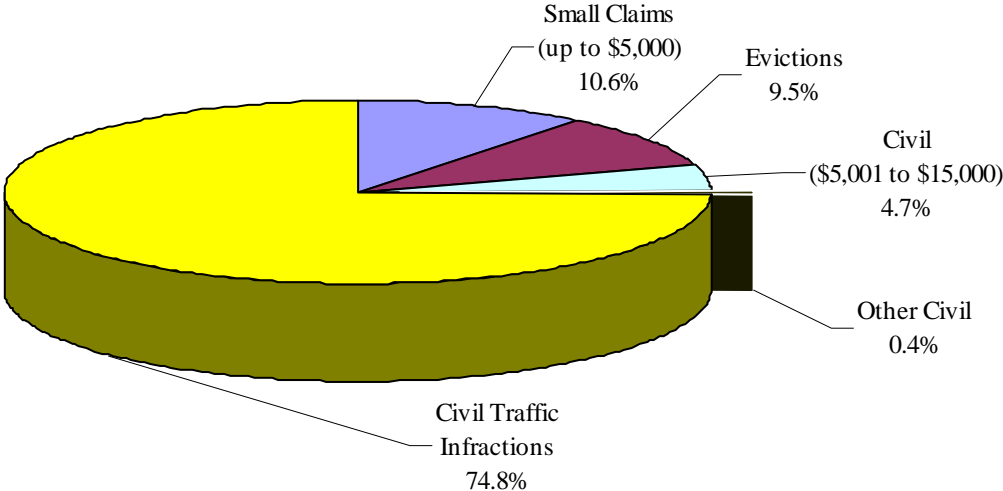


**COUNTY CIVIL FILINGS**  
**Statewide by Category, Case Type, and Month**  
**FY 2004-05**

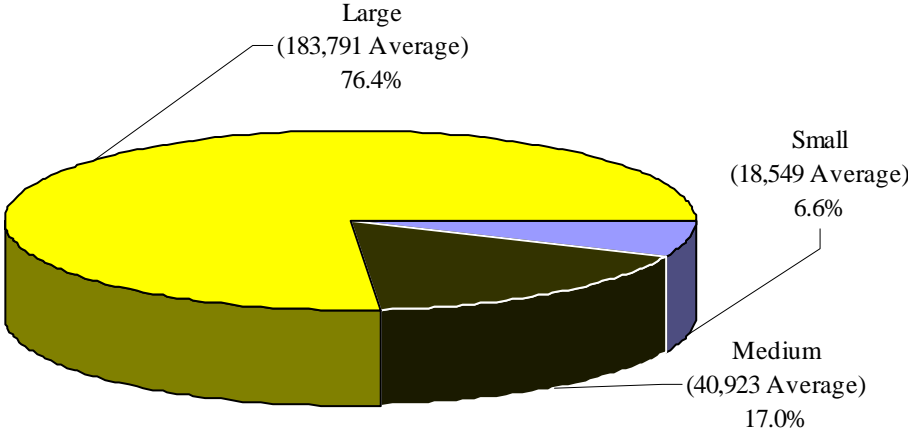
Category/ Case Type	Jul	Aug	Sep	Oct	Nov	Dec	Jan	Feb	Mar	Apr	May	Jun	Total
<b>Small Claims (up to \$5,000)</b>	<b>11,930</b>	<b>14,168</b>	<b>12,449</b>	<b>14,224</b>	<b>15,053</b>	<b>13,896</b>	<b>13,992</b>	<b>14,712</b>	<b>17,596</b>	<b>15,803</b>	<b>15,796</b>	<b>19,305</b>	<b>178,924</b>
Small Claims (up to \$5,000)	11,930	14,168	12,449	14,224	15,053	13,896	13,992	14,712	17,596	15,803	15,796	19,305	178,924
<b>Civil (\$5,001 to \$15,000)</b>	<b>5,026</b>	<b>6,089</b>	<b>5,475</b>	<b>6,658</b>	<b>5,915</b>	<b>7,314</b>	<b>6,683</b>	<b>6,405</b>	<b>7,282</b>	<b>7,246</b>	<b>7,280</b>	<b>8,445</b>	<b>79,818</b>
Civil (\$5,001 to \$15,000)	5,026	6,089	5,475	6,658	5,915	7,314	6,683	6,405	7,282	7,246	7,280	8,445	79,818
<b>Other Civil</b>	<b>490</b>	<b>569</b>	<b>479</b>	<b>531</b>	<b>575</b>	<b>568</b>	<b>504</b>	<b>548</b>	<b>571</b>	<b>718</b>	<b>579</b>	<b>744</b>	<b>6,876</b>
Replevins	270	328	277	330	354	271	287	280	277	292	290	289	3,545
Other Civil	220	241	202	201	221	297	217	268	294	426	289	455	3,331
<b>Evictions</b>	<b>13,616</b>	<b>13,949</b>	<b>13,400</b>	<b>15,237</b>	<b>12,240</b>	<b>13,118</b>	<b>14,016</b>	<b>10,334</b>	<b>12,094</b>	<b>12,753</b>	<b>13,648</b>	<b>14,989</b>	<b>159,394</b>
Evictions	13,616	13,949	13,400	15,237	12,240	13,118	14,016	10,334	12,094	12,753	13,648	14,989	159,394
<b>Civil Traffic*</b>	<b>116,570</b>	<b>103,723</b>	<b>79,602</b>	<b>105,931</b>	<b>99,133</b>	<b>96,805</b>	<b>103,115</b>	<b>100,819</b>	<b>116,530</b>	<b>107,364</b>	<b>115,196</b>	<b>114,489</b>	<b>1,259,277</b>
Civil Traffic Infractions*	116,570	103,723	79,602	105,931	99,133	96,805	103,115	100,819	116,530	107,364	115,196	114,489	1,259,277
<b>Total</b>	<b>147,632</b>	<b>138,498</b>	<b>111,405</b>	<b>142,581</b>	<b>132,916</b>	<b>131,701</b>	<b>138,310</b>	<b>132,818</b>	<b>154,073</b>	<b>143,884</b>	<b>152,499</b>	<b>157,972</b>	<b>1,684,289</b>

\*These data do not include all Civil Traffic Infractions reported to the Department of Highway Safety and Motor Vehicles. They only represent those Civil Traffic Infraction filings involving a judge or hearing officer.

COUNTY CIVIL FILINGS by Category FY 2004-05



COUNTY CIVIL FILINGS by Circuit Size\* FY 2004-05



\*Small Circuits- 2nd, 3rd, 8th, 14th, 16th, 19th; Medium Circuits- 1st, 5th, 7th, 10th, 12th, 18th, 20th; Large Circuits- 4th, 6th, 9th, 11th, 13th, 15th, 17th (as defined in the Glossary).



**COUNTY CIVIL FILINGS**  
*by Case Type and Circuit*  
**FY 2004-05**

Circuit	Small Claims (up to \$5,000)	Civil (\$5,001 to \$15,000)	Replevins	Other Civil	Evictions	Civil Traffic Infractions*	Total
1	5,103	1,801	87	116	4,372	20,855	32,334
2	6,170	1,392	105	15	3,817	13,698	25,197
3	1,639	582	106	26	761	6,410	9,524
4	10,970	4,634	188	164	16,528	50,764	83,248
5	6,891	3,129	183	62	4,193	25,320	39,778
6	11,689	5,330	298	48	9,821	41,757	68,943
7	6,484	2,634	186	256	5,537	29,405	44,502
8	3,869	1,116	83	45	2,415	18,265	25,793
9	13,023	6,599	274	27	15,991	52,607	88,521
10	6,176	2,738	417	95	4,670	20,943	35,039
11	33,406	13,848	246	1,178	24,052	421,715	494,445
12	5,202	2,070	37	511	4,350	18,962	31,132
13	10,572	6,035	325	90	12,298	47,634	76,954
14	2,973	897	142	1	1,890	10,115	16,018
15	12,567	5,791	198	15	10,887	126,425	155,883
16	685	259	2	15	462	3,357	4,780
17	20,610	11,816	312	485	20,646	264,672	318,541
18	7,751	3,319	134	26	7,027	38,001	56,258
19	4,681	1,819	56	29	3,805	19,590	29,980
20	8,463	4,009	166	127	5,872	28,782	47,419
<b>Total</b>	<b>178,924</b>	<b>79,818</b>	<b>3,545</b>	<b>3,331</b>	<b>159,394</b>	<b>1,259,277</b>	<b>1,684,289</b>

\*These data do not include all Civil Traffic Infractions reported to the Department of Highway Safety and Motor Vehicles. They only represent those Civil Traffic Infraction filings involving a judge or hearing officer.



**COUNTY CIVIL FILINGS**  
**by Category and Circuit/County**  
**FY 2004-05**

<b>Circuit/County</b>	<b>Small Claims (up to \$5,000)</b>	<b>Civil (\$5,001 to \$15,000)</b>	<b>Other Civil</b>	<b>Evictions</b>	<b>Civil Traffic Infractions*</b>	<b>Total</b>
<b>Circuit 1</b>	<b>5,103</b>	<b>1,801</b>	<b>203</b>	<b>4,372</b>	<b>20,855</b>	<b>32,334</b>
Escambia	2,522	842	108	2,550	8,098	14,120
Okaloosa	1,299	441	71	1,057	7,185	10,053
Santa Rosa	805	367	18	503	4,226	5,919
Walton	477	151	6	262	1,346	2,242
<b>Circuit 2</b>	<b>6,170</b>	<b>1,392</b>	<b>120</b>	<b>3,817</b>	<b>13,698</b>	<b>25,197</b>
Franklin	143	18	23	49	404	637
Gadsden	667	166	6	217	1,625	2,681
Jefferson	66	70	7	25	746	914
Leon	5,032	1,035	70	3,433	9,614	19,184
Liberty	49	19	1	19	465	553
Wakulla	213	84	13	74	844	1,228
<b>Circuit 3</b>	<b>1,639</b>	<b>582</b>	<b>132</b>	<b>761</b>	<b>6,410</b>	<b>9,524</b>
Columbia	666	210	71	443	2,018	3,408
Dixie	78	26	8	40	445	597
Hamilton	75	27	4	40	941	1,087
Lafayette	90	17	2	10	229	348
Madison	138	45	10	66	1,297	1,556
Suwannee	497	143	19	112	754	1,525
Taylor	95	114	18	50	726	1,003
<b>Circuit 4</b>	<b>10,970</b>	<b>4,634</b>	<b>352</b>	<b>16,528</b>	<b>50,764</b>	<b>83,248</b>
Clay	1,165	647	25	992	4,115	6,944
Duval	9,425	3,776	315	15,287	45,355	74,158
Nassau	380	211	12	249	1,294	2,146

**COUNTY CIVIL FILINGS, Continued**  
**by Category and Circuit/County**  
**FY 2004-05**

Circuit/County	Small Claims (up to \$5,000)	Civil (\$5,001 to \$15,000)	Other Civil	Evictions	Civil Traffic Infractions*	Total
<b>Circuit 5</b>	<b>6,891</b>	<b>3,129</b>	<b>245</b>	<b>4,193</b>	<b>25,320</b>	<b>39,778</b>
Citrus	925	395	46	417	2,586	4,369
Hernando	1,284	639	19	482	4,448	6,872
Lake	1,532	869	49	1,400	6,599	10,449
Marion	2,919	1,128	104	1,731	8,714	14,596
Sumter	231	98	27	163	2,973	3,492
<b>Circuit 6</b>	<b>11,689</b>	<b>5,330</b>	<b>346</b>	<b>9,821</b>	<b>41,757</b>	<b>68,943</b>
Pasco	3,172	1,447	121	2,087	8,860	15,687
Pinellas	8,517	3,883	225	7,734	32,897	53,256
<b>Circuit 7</b>	<b>6,484</b>	<b>2,634</b>	<b>442</b>	<b>5,537</b>	<b>29,405</b>	<b>44,502</b>
Flagler	421	236	13	256	1,639	2,565
Putnam	701	219	49	648	1,856	3,473
St. Johns	1,255	411	27	766	5,623	8,082
Volusia	4,107	1,768	353	3,867	20,287	30,382
<b>Circuit 8</b>	<b>3,869</b>	<b>1,116</b>	<b>128</b>	<b>2,415</b>	<b>18,265</b>	<b>25,793</b>
Alachua	2,943	780	29	1,964	14,238	19,954
Baker	206	33	50	74	840	1,203
Bradford	227	83	17	127	1,670	2,124
Gilchrist	94	49	1	22	295	461
Levy	316	149	20	149	977	1,611
Union	83	22	11	79	245	440
<b>Circuit 9</b>	<b>13,023</b>	<b>6,599</b>	<b>301</b>	<b>15,991</b>	<b>52,607</b>	<b>88,521</b>
Orange	10,501	5,326	215	13,894	41,519	71,455
Osceola	2,522	1,273	86	2,097	11,088	17,066

**COUNTY CIVIL FILINGS, Continued**  
**by Category and Circuit/County**  
**FY 2004-05**

Circuit/County	Small Claims (up to \$5,000)	Civil (\$5,001 to \$15,000)	Other Civil	Evictions	Civil Traffic Infractions*	Total
<b>Circuit 10</b>	<b>6,176</b>	<b>2,738</b>	<b>512</b>	<b>4,670</b>	<b>20,943</b>	<b>35,039</b>
Hardee	115	55	20	79	858	1,127
Highlands	645	305	0	280	2,054	3,284
Polk	5,416	2,378	492	4,311	18,031	30,628
<b>Circuit 11</b>	<b>33,406</b>	<b>13,848</b>	<b>1,424</b>	<b>24,052</b>	<b>421,715</b>	<b>494,445</b>
Dade	33,406	13,848	1,424	24,052	421,715	494,445
<b>Circuit 12</b>	<b>5,202</b>	<b>2,070</b>	<b>548</b>	<b>4,350</b>	<b>18,962</b>	<b>31,132</b>
Desoto	87	103	6	169	788	1,153
Manatee	1,981	976	52	2,155	6,850	12,014
Sarasota	3,134	991	490	2,026	11,324	17,965
<b>Circuit 13</b>	<b>10,572</b>	<b>6,035</b>	<b>415</b>	<b>12,298</b>	<b>47,634</b>	<b>76,954</b>
Hillsborough	10,572	6,035	415	12,298	47,634	76,954
<b>Circuit 14</b>	<b>2,973</b>	<b>897</b>	<b>143</b>	<b>1,890</b>	<b>10,115</b>	<b>16,018</b>
Bay	1,705	531	49	1,599	6,347	10,231
Calhoun	110	53	29	31	307	530
Gulf	125	40	10	30	390	595
Holmes	118	77	6	42	549	792
Jackson	687	135	45	117	1,342	2,326
Washington	228	61	4	71	1,180	1,544
<b>Circuit 15</b>	<b>12,567</b>	<b>5,791</b>	<b>213</b>	<b>10,887</b>	<b>126,425</b>	<b>155,883</b>
Palm Beach	12,567	5,791	213	10,887	126,425	155,883
<b>Circuit 16</b>	<b>685</b>	<b>259</b>	<b>17</b>	<b>462</b>	<b>3,357</b>	<b>4,780</b>
Monroe	685	259	17	462	3,357	4,780

**COUNTY CIVIL FILINGS, Continued**  
**by Category and Circuit/County**  
**FY 2004-05**

Circuit/County	Small Claims (up to \$5,000)	Civil (\$5,001 to \$15,000)	Other Civil	Evictions	Civil Traffic Infractions*	Total
<b>Circuit 17</b>	<b>20,610</b>	<b>11,816</b>	<b>797</b>	<b>20,646</b>	<b>264,672</b>	<b>318,541</b>
Broward	20,610	11,816	797	20,646	264,672	318,541
<b>Circuit 18</b>	<b>7,751</b>	<b>3,319</b>	<b>160</b>	<b>7,027</b>	<b>38,001</b>	<b>56,258</b>
Brevard	3,566	1,632	83	3,315	20,565	29,161
Seminole	4,185	1,687	77	3,712	17,436	27,097
<b>Circuit 19</b>	<b>4,681</b>	<b>1,819</b>	<b>85</b>	<b>3,805</b>	<b>19,590</b>	<b>29,980</b>
Indian River	1,036	286	25	711	2,838	4,896
Martin	850	424	18	702	4,732	6,726
Okeechobee	316	125	3	155	1,242	1,841
St. Lucie	2,479	984	39	2,237	10,778	16,517
<b>Circuit 20</b>	<b>8,463</b>	<b>4,009</b>	<b>293</b>	<b>5,872</b>	<b>28,782</b>	<b>47,419</b>
Charlotte	1,044	533	17	582	2,885	5,061
Collier	2,058	1,063	33	1,476	11,486	16,116
Glades	35	18	2	32	508	595
Hendry	348	113	6	183	814	1,464
Lee	4,978	2,282	235	3,599	13,089	24,183
<b>State Total</b>	<b>178,924</b>	<b>79,818</b>	<b>6,876</b>	<b>159,394</b>	<b>1,259,277</b>	<b>1,684,289</b>

\*These data do not include all Civil Traffic Infractions reported to the Department of Highway Safety and Motor Vehicles. They only represent those Civil Traffic Infraction filings involving a judge or hearing officer.



**County Civil ❖ Dispositions**

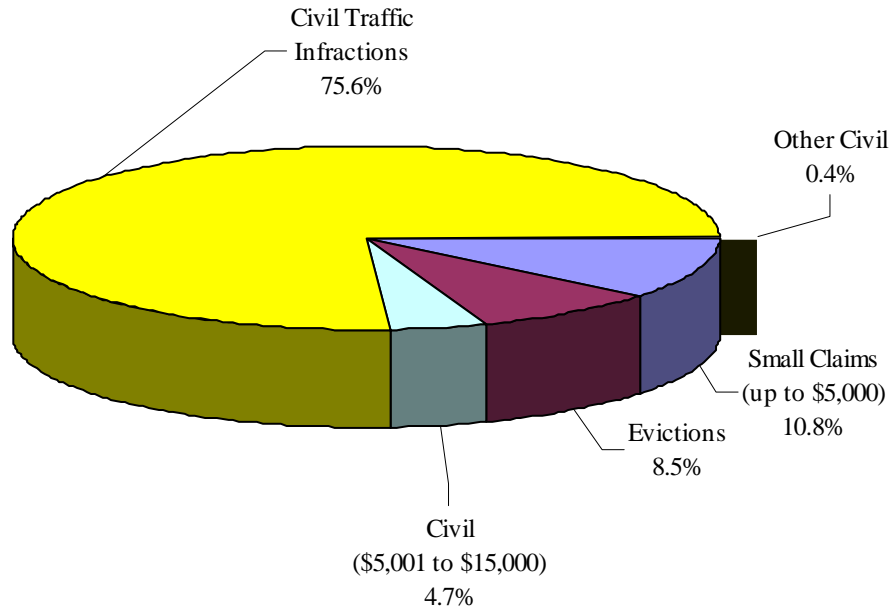
**COUNTY CIVIL DISPOSITIONS**  
**Statewide by Category, Case Type, and Month**  
**FY 2004-05**

Category/ Case Type	Jul	Aug	Sep	Oct	Nov	Dec	Jan	Feb	Mar	Apr	May	Jun	Total
<b>Small Claims (up to \$5,000)</b>	<b>18,361</b>	<b>16,304</b>	<b>13,836</b>	<b>15,286</b>	<b>13,905</b>	<b>15,931</b>	<b>14,152</b>	<b>13,147</b>	<b>15,868</b>	<b>16,154</b>	<b>16,234</b>	<b>17,945</b>	<b>187,123</b>
Small Claims (up to \$5,000)	18,361	16,304	13,836	15,286	13,905	15,931	14,152	13,147	15,868	16,154	16,234	17,945	187,123
<b>Civil (\$5,001 to \$15,000)</b>	<b>6,924</b>	<b>6,726</b>	<b>5,973</b>	<b>6,410</b>	<b>6,926</b>	<b>7,022</b>	<b>6,106</b>	<b>5,992</b>	<b>6,923</b>	<b>7,060</b>	<b>6,942</b>	<b>8,132</b>	<b>81,136</b>
Civil (\$5,001 to \$15,000)	6,924	6,726	5,973	6,410	6,926	7,022	6,106	5,992	6,923	7,060	6,942	8,132	81,136
<b>Other Civil</b>	<b>580</b>	<b>565</b>	<b>483</b>	<b>558</b>	<b>522</b>	<b>621</b>	<b>539</b>	<b>569</b>	<b>555</b>	<b>632</b>	<b>536</b>	<b>698</b>	<b>6,858</b>
Replevins	393	320	305	364	300	397	338	325	326	371	264	371	4,074
Other Civil	187	245	178	194	222	224	201	244	229	261	272	327	2,784
<b>Evictions</b>	<b>11,746</b>	<b>12,435</b>	<b>10,747</b>	<b>13,254</b>	<b>12,479</b>	<b>12,760</b>	<b>12,502</b>	<b>12,081</b>	<b>11,703</b>	<b>11,750</b>	<b>12,358</b>	<b>14,185</b>	<b>148,000</b>
Evictions	11,746	12,435	10,747	13,254	12,479	12,760	12,502	12,081	11,703	11,750	12,358	14,185	148,000
<b>Civil Traffic*</b>	<b>124,882</b>	<b>113,684</b>	<b>83,730</b>	<b>111,075</b>	<b>112,133</b>	<b>102,846</b>	<b>108,535</b>	<b>107,601</b>	<b>111,729</b>	<b>111,429</b>	<b>114,141</b>	<b>110,224</b>	<b>1,312,009</b>
Civil Traffic Infractions*	124,882	113,684	83,730	111,075	112,133	102,846	108,535	107,601	111,729	111,429	114,141	110,224	1,312,009
<b>Total</b>	<b>162,493</b>	<b>149,714</b>	<b>114,769</b>	<b>146,583</b>	<b>145,965</b>	<b>139,180</b>	<b>141,834</b>	<b>139,390</b>	<b>146,778</b>	<b>147,025</b>	<b>150,211</b>	<b>151,184</b>	<b>1,735,126</b>

\*These data do not include all Civil Traffic Infractions reported to the Department of Highway Safety and Motor Vehicles. They only represent those Civil Traffic Infraction dispositions involving a judge or hearing officer.

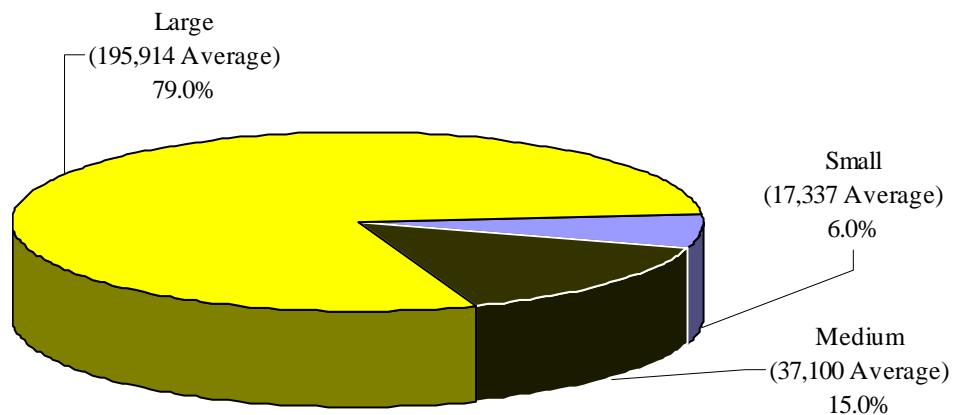
## COUNTY CIVIL DISPOSITIONS

by Category  
FY 2004-05



## COUNTY CIVIL DISPOSITIONS

by Circuit Size\*  
FY 2004-05



\*Small Circuits- 2nd, 3rd, 8th, 14th, 16th, 19th;  
Medium Circuits- 1st, 5th, 7th, 10th, 12th, 18th, 20th;  
Large Circuits- 4th, 6th, 9th, 11th, 13th, 15th, 17th (as defined in the Glossary).

7

**County Civil** ❖ **Dispositions**

**COUNTY CIVIL DISPOSITIONS**  
**by Case Type and Circuit**  
**FY 2004-05**

<b>Circuit</b>	<b>Small Claims (up to \$5,000)</b>	<b>Civil (\$5,001 to \$15,000)</b>	<b>Replevins</b>	<b>Other Civil</b>	<b>Evictions</b>	<b>Civil Traffic Infractions*</b>	<b>Total</b>
1	5,623	2,032	121	96	4,167	12,455	24,494
2	5,467	1,283	147	9	3,673	11,615	22,194
3	1,830	519	192	25	686	4,170	7,422
4	11,075	5,258	172	135	15,721	62,397	94,758
5	6,858	2,974	217	56	4,021	20,458	34,584
6	12,620	5,186	391	44	9,287	43,373	70,901
7	7,089	2,759	273	248	5,323	33,549	49,241
8	5,192	1,153	95	36	2,280	16,895	25,651
9	13,868	6,962	253	58	14,077	37,687	72,905
10	6,326	2,670	414	82	4,526	15,682	29,700
11	37,242	15,431	307	929	23,193	390,585	467,687
12	4,787	1,972	75	360	3,361	13,364	23,919
13	11,009	5,347	310	42	11,261	67,304	95,273
14	3,116	959	151	0	1,795	6,985	13,006
15	11,788	5,566	188	11	10,467	234,082	262,102
16	717	246	1	30	457	2,235	3,686
17	20,519	11,544	293	403	18,683	256,332	307,774
18	7,534	3,263	144	39	6,044	38,521	55,545
19	4,876	1,936	69	27	3,288	21,869	32,065
20	9,587	4,076	261	154	5,690	22,451	42,219
<b>Total</b>	<b>187,123</b>	<b>81,136</b>	<b>4,074</b>	<b>2,784</b>	<b>148,000</b>	<b>1,312,009</b>	<b>1,735,126</b>

\*These data do not include all Civil Traffic Infractions reported to the Department of Highway Safety and Motor Vehicles. They only represent those Civil Traffic Infraction dispositions involving a judge or hearing officer.

**COUNTY CIVIL DISPOSITIONS**  
**by Category and Circuit/County**  
**FY 2004-05**

Circuit/County	Small Claims (up to \$5,000)	Civil (\$5,001 to \$15,000)	Other Civil	Evictions	Civil Traffic Infractions*	Total
<b>Circuit 1</b>	<b>5,623</b>	<b>2,032</b>	<b>217</b>	<b>4,167</b>	<b>12,455</b>	<b>24,494</b>
Escambia	3,017	896	110	2,215	4,280	10,518
Okaloosa	1,473	497	74	1,010	4,213	7,267
Santa Rosa	721	507	29	774	2,494	4,525
Walton	412	132	4	168	1,468	2,184
<b>Circuit 2</b>	<b>5,467</b>	<b>1,283</b>	<b>156</b>	<b>3,673</b>	<b>11,615</b>	<b>22,194</b>
Franklin	107	21	14	19	520	681
Gadsden	2	4	1	0	1,560	1,567
Jefferson	44	51	3	17	364	479
Leon	5,010	1,118	123	3,539	7,570	17,360
Liberty	47	9	1	7	724	788
Wakulla	257	80	14	91	877	1,319
<b>Circuit 3</b>	<b>1,830</b>	<b>519</b>	<b>217</b>	<b>686</b>	<b>4,170</b>	<b>7,422</b>
Columbia	1,137	246	165	453	919	2,920
Dixie	53	24	7	17	605	706
Hamilton	31	13	1	16	618	679
Lafayette	28	6	1	5	94	134
Madison	121	46	9	60	611	847
Suwannee	446	110	16	105	137	814
Taylor	14	74	18	30	1,186	1,322
<b>Circuit 4</b>	<b>11,075</b>	<b>5,258</b>	<b>307</b>	<b>15,721</b>	<b>62,397</b>	<b>94,758</b>
Clay	1,393	681	38	970	16,818	19,900
Duval	9,282	4,397	262	14,564	39,150	67,655
Nassau	400	180	7	187	6,429	7,203

**County Civil** ❖ **Dispositions**

**COUNTY CIVIL DISPOSITIONS, Continued**  
**by Category and Circuit/County**  
**FY 2004-05**

<b>Circuit/County</b>	<b>Small Claims (up to \$5,000)</b>	<b>Civil (\$5,001 to \$15,000)</b>	<b>Other Civil</b>	<b>Evictions</b>	<b>Civil Traffic Infractions*</b>	<b>Total</b>
<b>Circuit 5</b>	<b>6,858</b>	<b>2,974</b>	<b>273</b>	<b>4,021</b>	<b>20,458</b>	<b>34,584</b>
Citrus	865	379	45	354	2,372	4,015
Hernando	1,362	652	34	442	6,086	8,576
Lake	1,738	901	62	1,264	5,916	9,881
Marion	2,636	944	97	1,806	4,407	9,890
Sumter	257	98	35	155	1,677	2,222
<b>Circuit 6</b>	<b>12,620</b>	<b>5,186</b>	<b>435</b>	<b>9,287</b>	<b>43,373</b>	<b>70,901</b>
Pasco	2,951	1,192	126	1,600	10,406	16,275
Pinellas	9,669	3,994	309	7,687	32,967	54,626
<b>Circuit 7</b>	<b>7,089</b>	<b>2,759</b>	<b>521</b>	<b>5,323</b>	<b>33,549</b>	<b>49,241</b>
Flagler	464	232	35	236	1,339	2,306
Putnam	901	236	87	742	1,377	3,343
St. Johns	1,269	537	30	761	6,944	9,541
Volusia	4,455	1,754	369	3,584	23,889	34,051
<b>Circuit 8</b>	<b>5,192</b>	<b>1,153</b>	<b>131</b>	<b>2,280</b>	<b>16,895</b>	<b>25,651</b>
Alachua	4,298	819	45	1,836	10,410	17,408
Baker	170	38	34	60	628	930
Bradford	190	99	27	167	1,590	2,073
Gilchrist	80	35	1	21	207	344
Levy	388	134	14	141	3,751	4,428
Union	66	28	10	55	309	468
<b>Circuit 9</b>	<b>13,868</b>	<b>6,962</b>	<b>311</b>	<b>14,077</b>	<b>37,687</b>	<b>72,905</b>
Orange	11,426	5,786	184	12,500	25,451	55,347
Osceola	2,442	1,176	127	1,577	12,236	17,558

**COUNTY CIVIL DISPOSITIONS, Continued**  
**by Category and Circuit/County**  
**FY 2004-05**

Circuit/County	Small Claims (up to \$5,000)	Civil (\$5,001 to \$15,000)	Other Civil	Evictions	Civil Traffic Infractions*	Total
<b>Circuit 10</b>	<b>6,326</b>	<b>2,670</b>	<b>496</b>	<b>4,526</b>	<b>15,682</b>	<b>29,700</b>
Hardee	124	59	14	56	608	861
Highlands	843	329	0	268	858	2,298
Polk	5,359	2,282	482	4,202	14,216	26,541
<b>Circuit 11</b>	<b>37,242</b>	<b>15,431</b>	<b>1,236</b>	<b>23,193</b>	<b>390,585</b>	<b>467,687</b>
Dade	37,242	15,431	1,236	23,193	390,585	467,687
<b>Circuit 12</b>	<b>4,787</b>	<b>1,972</b>	<b>435</b>	<b>3,361</b>	<b>13,364</b>	<b>23,919</b>
Desoto	192	137	57	164	427	977
Manatee	1,759	812	34	1,700	4,400	8,705
Sarasota	2,836	1,023	344	1,497	8,537	14,237
<b>Circuit 13</b>	<b>11,009</b>	<b>5,347</b>	<b>352</b>	<b>11,261</b>	<b>67,304</b>	<b>95,273</b>
Hillsborough	11,009	5,347	352	11,261	67,304	95,273
<b>Circuit 14</b>	<b>3,116</b>	<b>959</b>	<b>151</b>	<b>1,795</b>	<b>6,985</b>	<b>13,006</b>
Bay	2,047	693	53	1,605	4,059	8,457
Calhoun	128	43	25	17	752	965
Gulf	133	29	11	28	362	563
Holmes	121	54	2	17	356	550
Jackson	653	130	60	100	836	1,779
Washington	34	10	0	28	620	692
<b>Circuit 15</b>	<b>11,788</b>	<b>5,566</b>	<b>199</b>	<b>10,467</b>	<b>234,082</b>	<b>262,102</b>
Palm Beach	11,788	5,566	199	10,467	234,082	262,102
<b>Circuit 16</b>	<b>717</b>	<b>246</b>	<b>31</b>	<b>457</b>	<b>2,235</b>	<b>3,686</b>
Monroe	717	246	31	457	2,235	3,686

**COUNTY CIVIL DISPOSITIONS, Continued**  
**by Category and Circuit/County**  
**FY 2004-05**

<b>Circuit/County</b>	<b>Small Claims (up to \$5,000)</b>	<b>Civil (\$5,001 to \$15,000)</b>	<b>Other Civil</b>	<b>Evictions</b>	<b>Civil Traffic Infractions*</b>	<b>Total</b>
<b>Circuit 17</b>	<b>20,519</b>	<b>11,544</b>	<b>696</b>	<b>18,683</b>	<b>256,332</b>	<b>307,774</b>
Broward	20,519	11,544	696	18,683	256,332	307,774
<b>Circuit 18</b>	<b>7,534</b>	<b>3,263</b>	<b>183</b>	<b>6,044</b>	<b>38,521</b>	<b>55,545</b>
Brevard	3,337	1,573	96	2,968	14,509	22,483
Seminole	4,197	1,690	87	3,076	24,012	33,062
<b>Circuit 19</b>	<b>4,876</b>	<b>1,936</b>	<b>96</b>	<b>3,288</b>	<b>21,869</b>	<b>32,065</b>
Indian River	1,129	286	31	610	3,187	5,243
Martin	845	475	24	562	5,688	7,594
Okeechobee	328	107	3	135	2,116	2,689
St. Lucie	2,574	1,068	38	1,981	10,878	16,539
<b>Circuit 20</b>	<b>9,587</b>	<b>4,076</b>	<b>415</b>	<b>5,690</b>	<b>22,451</b>	<b>42,219</b>
Charlotte	823	484	11	514	2,839	4,671
Collier	2,559	1,164	56	1,532	8,905	14,216
Glades	11	8	1	14	376	410
Hendry	248	77	16	131	838	1,310
Lee	5,946	2,343	331	3,499	9,493	21,612
<b>State Total</b>	<b>187,123</b>	<b>81,136</b>	<b>6,858</b>	<b>148,000</b>	<b>1,312,009</b>	<b>1,735,126</b>

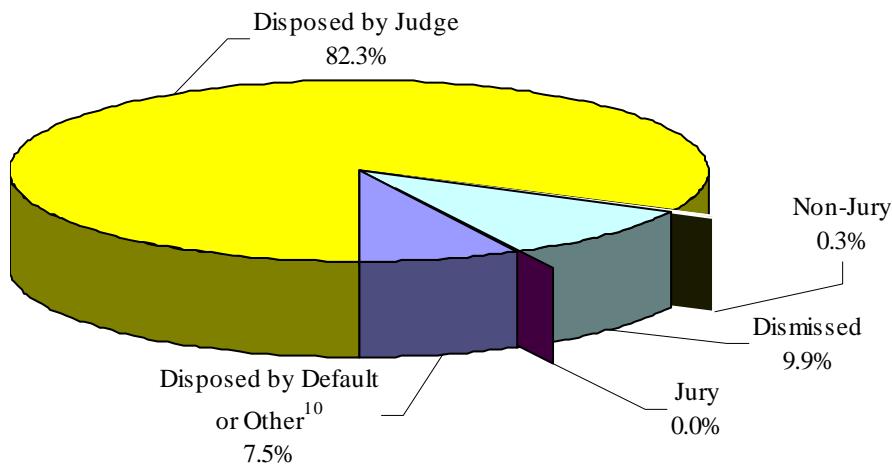
\*These data do not include all Civil Traffic Infractions reported to the Department of Highway Safety and Motor Vehicles. They only represent those Civil Traffic Infraction dispositions involving a judge or hearing officer.

**COUNTY CIVIL DISPOSITIONS**  
**Statewide by Case Type and Disposition Type**  
**FY 2004-05**

Disposition Type	Small Claims (up to \$5,000)	Civil (\$5,001 to \$15,000)	Replevins	Other Civil	Evictions	Civil Traffic Infractions*	Total
Dismissed Before Hearing	37,007	24,826	981	520	39,059	NA	102,393
Dismissed After Hearing	49,356	9,182	1,080	427	9,015	NA	69,060
Disposed by Default	31,032	21,557	366	236	64,195	NA	117,386
Disposed by Judge (No Trial)	59,550	20,277	1,441	933	33,255	1,312,009	1,427,465
Disposed by Non-Jury	4,055	638	103	31	1,084	NA	5,911
Disposed by Jury	103	98	0	4	7	NA	212
Disposed by Other <sup>10</sup>	6,020	4,558	103	633	1,385	NA	12,699
<b>Total</b>	<b>187,123</b>	<b>81,136</b>	<b>4,074</b>	<b>2,784</b>	<b>148,000</b>	<b>1,312,009</b>	<b>1,735,126</b>

\*These data do not include all Civil Traffic Infractions reported to the Department of Highway Safety and Motor Vehicles. They only represent those Civil Traffic Infraction dispositions involving a judge or hearing officer.

**COUNTY CIVIL DISPOSITIONS**  
**by Disposition Type**  
**FY 2004-05**



<sup>10</sup>The disposition category "Disposed by Other" is used to report cases as disposed when they are: consolidated into a primary case, transferred or have a change of venue, disposed upon estreatment of a bond, etc.



**COUNTY CIVIL JURY TRIAL RATES\***  
**by Circuit**  
**FY 2004-05**

Circuit	Disposed by Jury	Total Dispositions	Jury Trial Rates
First (Pensacola)	0	12,039	0.0%
Second (Tallahassee)	2	10,579	0.0%
Third (Lake City)	0	3,252	0.0%
Fourth (Jacksonville)	0	32,361	0.0%
Fifth (Tavares)	3	14,126	0.0%
Sixth (Clearwater)	4	27,528	0.0%
Seventh (Daytona Beach)	1	15,692	0.0%
Eighth (Gainesville)	1	8,756	0.0%
Ninth (Orlando)	14	35,218	0.0%
Tenth (Bartow)	0	14,018	0.0%
Eleventh (Miami)	150	77,102	0.2%
Twelfth (Sarasota)	2	10,555	0.0%
Thirteenth (Tampa)	4	27,969	0.0%
Fourteenth (Panama City)	0	6,021	0.0%
Fifteenth (West Palm Beach)	3	28,020	0.0%
Sixteenth (Key West)	1	1,451	0.1%
Seventeenth (Ft. Lauderdale)	11	51,442	0.0%
Eighteenth (Sanford)	1	17,024	0.0%
Nineteenth (Ft. Pierce)	7	10,196	0.1%
Twentieth (Ft. Myers)	8	19,768	0.0%
<b>Total</b>	<b>212</b>	<b>423,117</b>	<b>0.1%</b>

\*These data do not include Civil Traffic Infractions.

The County Civil division also includes special proceedings in the form of reopenings. **These data are provided by the 67 clerks of court. However, special proceedings data are not audited for accuracy by the OSCA.**

*Reopening* - A reopening occurs when a case that has previously been reported as disposed is resubmitted to the court through a motion or petition.

**COUNTY CIVIL SPECIAL PROCEEDINGS**

*by Circuit*  
*FY 2004-05*

Circuit	Reopenings
First (Pensacola)	2,733
Second (Tallahassee)	3,382
Third (Lake City)	357
Fourth (Jacksonville)	5,203
Fifth (Tavares)	3,231
Sixth (Clearwater)	4,324
Seventh (Daytona Beach)	3,452
Eighth (Gainesville)	2,661
Ninth (Orlando)	7,929
Tenth (Bartow)	3,375
Eleventh (Miami)	17,992
Twelfth (Sarasota)	1,912
Thirteenth (Tampa)	11,168
Fourteenth (Panama City)	1,313
Fifteenth (West Palm Beach)	6,145
Sixteenth (Key West)	191
Seventeenth (Ft. Lauderdale)	25,773
Eighteenth (Sanford)	4,416
Nineteenth (Ft. Pierce)	1,597
Twentieth (Ft. Myers)	2,486
<b>Total</b>	<b>109,640</b>