

County Criminal ❖ Overview

The County Criminal division includes the following three categories of criminal offenses: misdemeanors and criminal traffic, municipal and county ordinances, and driving under the influence. Within these categories are the following case types:

Misdemeanor & Criminal Traffic - misdemeanors, worthless checks, and criminal traffic offenses

County & Municipal Ordinances - county ordinance and municipal ordinance violations

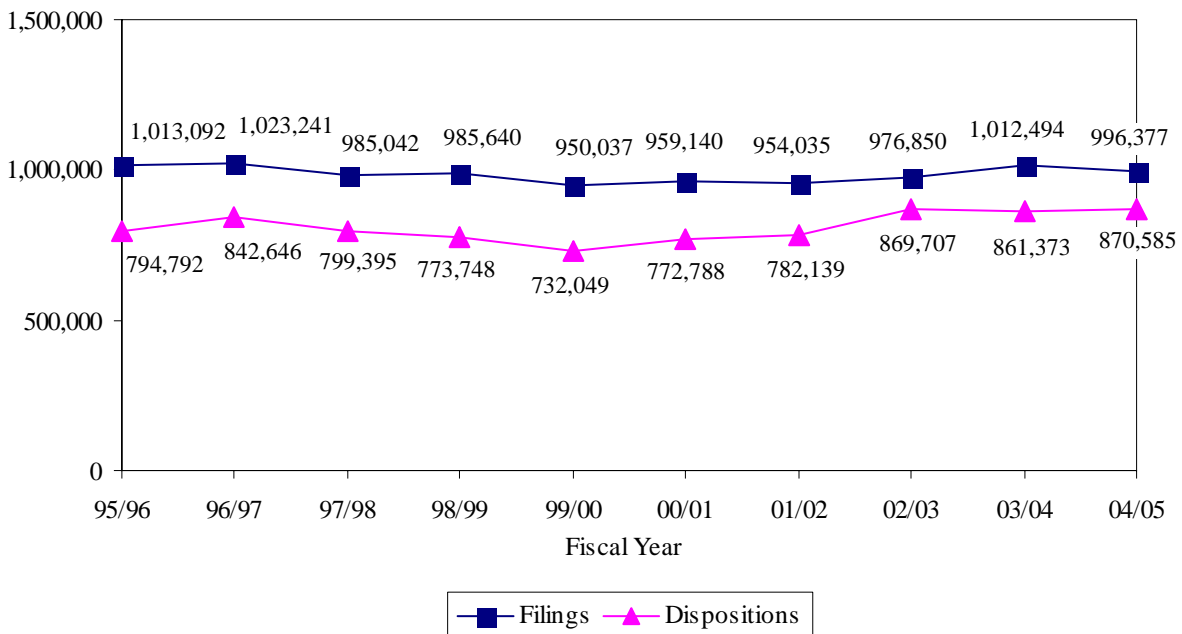
Driving Under the Influence - driving under the influence (DUI) offenses

The Summary Reporting System does not directly capture criminal traffic and DUI cases. These data are reported independently by clerks of court to the Department of Highway Safety and Motor Vehicles (DHSMV). The DHSMV then provides these data annually to the Office of the State Courts Administrator.

In the County Criminal division, *Filings* correspond to each defendant against whom a sworn complaint, notice to appear, information, or indictment is filed. *Dispositions* correspond to each defendant for whom a final judicial decision is rendered terminating a criminal proceeding by an acquittal, a dismissal, or a judgment stating the specific sentence (in the case of a conviction). *Jury Trials* are defined as trials in which a group of citizens is impaneled, selected and sworn to determine the issues of fact in a case.

COUNTY CRIMINAL FILINGS & DISPOSITIONS

FY 1995-96 to FY 2004-05

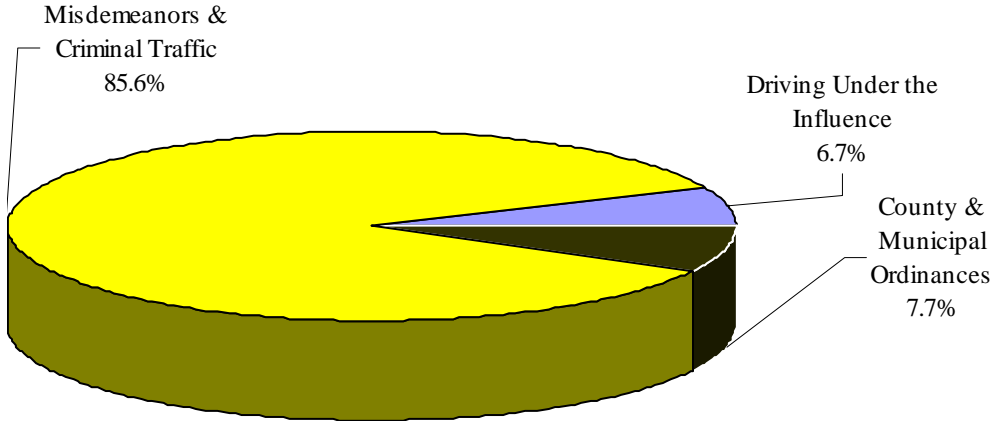


COUNTY CRIMINAL FILINGS
Statewide by Category, Case Type, and Month
FY 2004-05

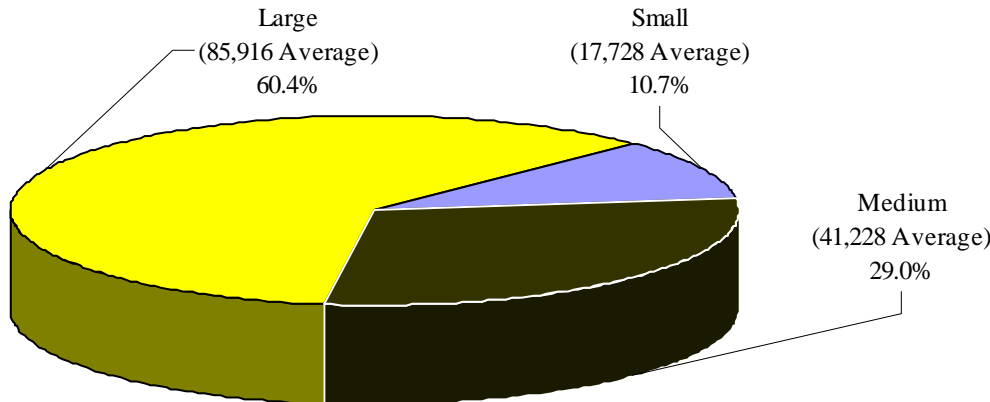
Category/ Case Type	Jul	Aug	Sep	Oct	Nov	Dec	Jan	Feb	Mar	Apr	May	Jun	Total
Misdemeanors & Criminal Traffic	73,814	68,877	62,191	72,326	67,426	67,560	71,068	68,062	77,235	73,070	76,717	74,851	853,197
Misdemeanors	31,239	28,759	25,908	30,391	27,372	27,423	29,581	27,746	33,427	31,867	33,313	31,627	358,653
Worthless Checks	4,205	4,182	3,807	4,040	3,881	4,193	4,103	4,339	4,502	4,316	4,150	4,903	50,621
Criminal Traffic	38,370	35,936	32,476	37,895	36,173	35,944	37,384	35,977	39,306	36,887	39,254	38,321	443,923
County & Municipal Ordinances	8,395	7,575	5,839	5,922	5,429	5,635	5,812	5,288	6,904	6,563	6,725	6,503	76,590
County Ordinances	3,737	3,156	2,465	2,272	2,189	2,343	2,310	2,229	2,790	2,762	2,756	2,502	31,511
Municipal Ordinances	4,658	4,419	3,374	3,650	3,240	3,292	3,502	3,059	4,114	3,801	3,969	4,001	45,079
Driving Under the Influence	5,567	5,266	4,727	5,950	5,376	5,553	5,658	5,647	5,851	5,675	5,719	5,601	66,590
Driving Under the Influence	5,567	5,266	4,727	5,950	5,376	5,553	5,658	5,647	5,851	5,675	5,719	5,601	66,590
Total	87,776	81,718	72,757	84,198	78,231	78,748	82,538	78,997	89,990	85,308	89,161	86,955	996,377

6

COUNTY CRIMINAL FILINGS
by Category
FY 2004-05



COUNTY CRIMINAL FILINGS
*by Circuit Size**
FY 2004-05



*Small Circuits- 2nd, 3rd, 8th, 14th, 16th, 19th;
Medium Circuits- 1st, 5th, 7th, 10th, 12th, 18th, 20th;
Large Circuits- 4th, 6th, 9th, 11th, 13th, 15th, 17th (as defined in the Glossary).

COUNTY CRIMINAL FILINGS
by Case Type and Circuit
FY 2004-05

Circuit	Misdemeanors	Worthless Checks	Criminal Traffic	County Ordinances	Municipal Ordinances	Driving Under the Influence	Total
1	14,793	3,088	12,902	668	73	3,122	34,646
2	7,366	2,147	6,442	3	197	1,538	17,693
3	4,166	1,097	3,686	258	98	575	9,880
4	22,587	19,787	39,389	103	1,691	4,033	87,590
5	14,442	1,897	15,292	677	660	2,682	35,650
6	25,454	4,250	30,895	2,429	3,883	6,372	73,283
7	25,375	3,676	20,698	708	2,064	3,367	55,888
8	8,287	4,111	6,815	9	1,428	1,229	21,879
9	24,256	13	26,057	3,795	1,566	4,730	60,417
10	16,033	2,919	15,274	3,503	456	1,984	40,169
11	36,712	72	69,309	13,539	13,822	5,664	139,118
12	11,914	429	13,752	234	1,262	2,946	30,537
13	27,304	916	37,294	436	2,739	7,453	76,142
14	7,843	4,448	6,709	72	215	1,284	20,571
15	27,524	56	38,905	1,275	2,394	3,319	73,473
16	2,440	227	1,525	50	153	288	4,683
17	22,628	109	54,294	753	7,644	5,963	91,391
18	28,585	195	10,360	149	315	2,530	42,134
19	13,743	446	12,570	1,022	1,198	2,684	31,663
20	17,201	738	21,755	1,828	3,221	4,827	49,570
Total	358,653	50,621	443,923	31,511	45,079	66,590	996,377

COUNTY CRIMINAL FILINGS
by Category and Circuit/County
FY 2004-05

Circuit/County	Misdemeanors & Criminal Traffic	County & Municipal Ordinances	Driving Under the Influence	Total
Circuit 1	30,783	741	3,122	34,646
Escambia	14,009	153	1,128	15,290
Okaloosa	8,344	0	1,103	9,447
Santa Rosa	4,706	259	453	5,418
Walton	3,724	329	438	4,491
Circuit 2	15,955	200	1,538	17,693
Franklin	943	2	98	1,043
Gadsden	1,645	2	137	1,784
Jefferson	368	0	31	399
Leon	11,977	196	994	13,167
Liberty	178	0	36	214
Wakulla	844	0	242	1,086
Circuit 3	8,949	356	575	9,880
Columbia	3,622	226	217	4,065
Dixie	453	14	42	509
Hamilton	668	4	63	735
Lafayette	187	0	13	200
Madison	1,046	0	50	1,096
Suwannee	1,785	112	95	1,992
Taylor	1,188	0	95	1,283
Circuit 4	81,763	1,794	4,033	87,590
Clay	5,637	17	489	6,143
Duval	72,945	1,645	3,327	77,917
Nassau	3,181	132	217	3,530

COUNTY CRIMINAL FILINGS, Continued
by Category and Circuit/County
FY 2004-05

Circuit/County	Misdemeanors & Criminal Traffic	County & Municipal Ordinances	Driving Under the Influence	Total
Circuit 5	31,631	1,337	2,682	35,650
Citrus	3,386	287	334	4,007
Hernando	4,757	9	678	5,444
Lake	9,792	318	702	10,812
Marion	11,581	683	875	13,139
Sumter	2,115	40	93	2,248
Circuit 6	60,599	6,312	6,372	73,283
Pasco	13,919	319	1,743	15,981
Pinellas	46,680	5,993	4,629	57,302
Circuit 7	49,749	2,772	3,367	55,888
Flagler	2,612	0	181	2,793
Putnam	4,320	32	286	4,638
St. Johns	6,964	423	516	7,903
Volusia	35,853	2,317	2,384	40,554
Circuit 8	19,213	1,437	1,229	21,879
Alachua	15,047	1,426	878	17,351
Baker	937	1	79	1,017
Bradford	1,372	0	70	1,442
Gilchrist	467	1	55	523
Levy	1,071	9	119	1,199
Union	319	0	28	347
Circuit 9	50,326	5,361	4,730	60,417
Orange	40,039	5,350	3,899	49,288
Osceola	10,287	11	831	11,129

COUNTY CRIMINAL FILINGS, Continued
by Category and Circuit/County
FY 2004-05

Circuit/County	Misdemeanors & Criminal Traffic	County & Municipal Ordinances	Driving Under the Influence	Total
Circuit 10	34,226	3,959	1,984	40,169
Hardee	1,547	67	85	1,699
Highlands	3,125	30	360	3,515
Polk	29,554	3,862	1,539	34,955
Circuit 11	106,093	27,361	5,664	139,118
Dade	106,093	27,361	5,664	139,118
Circuit 12	26,095	1,496	2,946	30,537
Desoto	1,512	0	136	1,648
Manatee	12,308	457	1,227	13,992
Sarasota	12,275	1,039	1,583	14,897
Circuit 13	65,514	3,175	7,453	76,142
Hillsborough	65,514	3,175	7,453	76,142
Circuit 14	19,000	287	1,284	20,571
Bay	13,322	287	844	14,453
Calhoun	614	0	70	684
Gulf	700	0	79	779
Holmes	981	0	72	1,053
Jackson	2,138	0	93	2,231
Washington	1,245	0	126	1,371
Circuit 15	66,485	3,669	3,319	73,473
Palm Beach	66,485	3,669	3,319	73,473
Circuit 16	4,192	203	288	4,683
Monroe	4,192	203	288	4,683

COUNTY CRIMINAL FILINGS, Continued
by Category and Circuit/County
FY 2004-05

Circuit/County	Misdemeanors & Criminal Traffic	County & Municipal Ordinances	Driving Under the Influence	Total
Circuit 17	77,031	8,397	5,963	91,391
Broward	77,031	8,397	5,963	91,391
Circuit 18	39,140	464	2,530	42,134
Brevard	26,948	387	1,367	28,702
Seminole	12,192	77	1,163	13,432
Circuit 19	26,759	2,220	2,684	31,663
Indian River	4,922	266	550	5,738
Martin	6,581	223	890	7,694
Okeechobee	2,148	1	169	2,318
St. Lucie	13,108	1,730	1,075	15,913
Circuit 20	39,694	5,049	4,827	49,570
Charlotte	4,490	0	715	5,205
Collier	15,281	1,286	2,046	18,613
Glades	533	0	33	566
Hendry	2,580	25	196	2,801
Lee	16,810	3,738	1,837	22,385
State Total	853,197	76,590	66,590	996,377

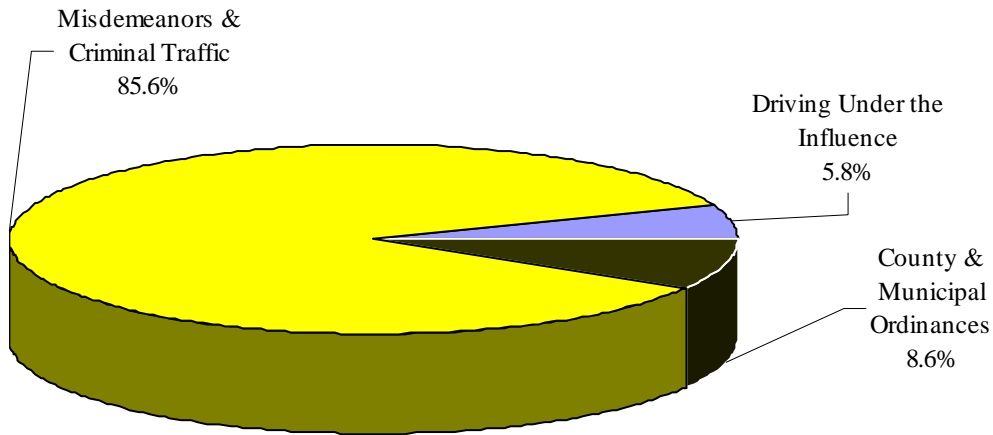
6

County Criminal ❖ Dispositions

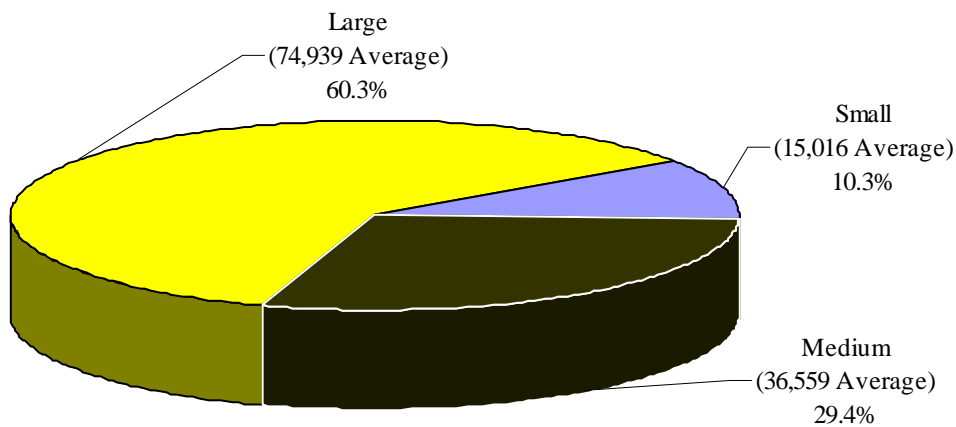
COUNTY CRIMINAL DISPOSITIONS
Statewide by Category, Case Type, and Month
FY 2004-05

Category/ Case Type	Jul	Aug	Sep	Oct	Nov	Dec	Jan	Feb	Mar	Apr	May	Jun	Total
Misdemeanors & Criminal Traffic	63,091	61,858	53,058	62,469	57,979	56,228	63,514	62,519	64,860	65,462	66,849	67,162	745,049
Misdemeanors	27,081	26,964	22,308	27,631	25,824	23,863	26,503	26,809	28,266	28,984	29,691	32,177	326,101
Worthless Checks	4,933	3,760	2,799	3,305	2,600	3,229	3,113	3,516	4,067	4,056	4,050	3,960	43,388
Criminal Traffic	31,077	31,134	27,951	31,533	29,555	29,136	33,898	32,194	32,527	32,422	33,108	31,025	375,560
County & Municipal Ordinances	8,521	7,912	6,299	6,322	5,608	4,985	5,860	5,522	5,870	5,962	6,129	6,204	75,194
County Ordinances	3,633	3,484	2,516	2,679	2,114	1,939	2,386	2,315	2,829	2,421	2,458	2,385	31,159
Municipal Ordinances	4,888	4,428	3,783	3,643	3,494	3,046	3,474	3,207	3,041	3,541	3,671	3,819	44,035
Driving Under the Influence	4,325	4,078	3,648	4,422	3,863	3,857	4,449	4,347	4,479	4,319	4,354	4,201	50,342
Driving Under the Influence	4,325	4,078	3,648	4,422	3,863	3,857	4,449	4,347	4,479	4,319	4,354	4,201	50,342
Total	75,937	73,848	63,005	73,213	67,450	65,070	73,823	72,388	75,209	75,743	77,332	77,567	870,585

COUNTY CRIMINAL DISPOSITIONS by Category FY 2004-05



COUNTY CRIMINAL DISPOSITIONS by Circuit Size* FY 2004-05



*Small Circuits- 2nd, 3rd, 8th, 14th, 16th, 19th;
Medium Circuits- 1st, 5th, 7th, 10th, 12th, 18th, 20th;
Large Circuits- 4th, 6th, 9th, 11th, 13th, 15th, 17th (as defined in the Glossary).

County Criminal ❖ Dispositions

COUNTY CRIMINAL DISPOSITIONS
by Case Type and Circuit
FY 2004-05

Circuit	Misdemeanors	Worthless Checks	Criminal Traffic	County Ordinances	Municipal Ordinances	Driving Under the Influence	Total
1	14,188	3,062	11,345	495	74	2,577	31,741
2	7,003	838	5,094	3	180	1,146	14,264
3	4,028	1,180	2,760	205	63	401	8,637
4	21,910	12,847	25,771	68	1,539	872	63,007
5	14,327	1,594	11,931	690	642	2,129	31,313
6	22,402	4,530	28,098	2,454	3,759	5,450	66,693
7	25,484	4,110	17,934	350	1,360	2,692	51,930
8	8,326	3,542	5,735	5	1,375	1,017	20,000
9	24,651	532	18,692	2,527	1,469	3,061	50,932
10	14,572	3,298	14,812	2,363	287	1,691	37,023
11	29,132	166	66,257	16,688	16,841	5,417	134,501
12	11,985	770	11,701	216	1,111	2,416	28,199
13	23,988	1,288	33,190	1,003	2,779	6,129	68,377
14	8,878	3,273	6,038	74	400	1,116	19,779
15	23,546	386	31,721	767	1,813	2,872	61,105
16	2,210	199	1,505	19	101	278	4,312
17	20,495	177	47,190	688	7,187	4,221	79,958
18	22,643	424	9,360	107	251	979	33,764
19	9,828	471	9,799	412	387	2,207	23,104
20	16,505	701	16,627	2,025	2,417	3,671	41,946
Total	326,101	43,388	375,560	31,159	44,035	50,342	870,585

COUNTY CRIMINAL DISPOSITIONS
by Category and Circuit/County
FY 2004-05

Circuit/County	Misdemeanors & Criminal Traffic	County & Municipal Ordinances	Driving Under the Influence	Total
Circuit 1	28,595	569	2,577	31,741
Escambia	12,854	152	1,037	14,043
Okaloosa	7,108	0	783	7,891
Santa Rosa	4,692	234	373	5,299
Walton	3,941	183	384	4,508
Circuit 2	12,935	183	1,146	14,264
Franklin	902	2	73	977
Gadsden	1,141	1	41	1,183
Jefferson	360	0	30	390
Leon	9,653	180	758	10,591
Liberty	117	0	26	143
Wakulla	762	0	218	980
Circuit 3	7,968	268	401	8,637
Columbia	3,533	183	184	3,900
Dixie	337	14	28	379
Hamilton	485	5	34	524
Lafayette	141	0	11	152
Madison	842	0	32	874
Suwannee	1,559	62	65	1,686
Taylor	1,071	4	47	1,122
Circuit 4	60,528	1,607	872	63,007
Clay	5,453	17	445	5,915
Duval	52,375	1,518	264	54,157
Nassau	2,700	72	163	2,935

6

County Criminal ❖ Dispositions

COUNTY CRIMINAL DISPOSITIONS, Continued
by Category and Circuit/County
FY 2004-05

Circuit/County	Misdemeanors & Criminal Traffic	County & Municipal Ordinances	Driving Under the Influence	Total
Circuit 5	27,852	1,332	2,129	31,313
Citrus	3,025	173	307	3,505
Hernando	4,249	139	597	4,985
Lake	9,247	321	557	10,125
Marion	9,482	657	602	10,741
Sumter	1,849	42	66	1,957
Circuit 6	55,030	6,213	5,450	66,693
Pasco	11,750	342	1,452	13,544
Pinellas	43,280	5,871	3,998	53,149
Circuit 7	47,528	1,710	2,692	51,930
Flagler	2,318	0	129	2,447
Putnam	4,536	14	249	4,799
St. Johns	6,706	238	426	7,370
Volusia	33,968	1,458	1,888	37,314
Circuit 8	17,603	1,380	1,017	20,000
Alachua	13,519	1,369	747	15,635
Baker	961	2	62	1,025
Bradford	1,332	0	64	1,396
Gilchrist	473	0	47	520
Levy	1,007	9	77	1,093
Union	311	0	20	331
Circuit 9	43,875	3,996	3,061	50,932
Orange	33,883	3,996	2,420	40,299
Osceola	9,992	0	641	10,633

COUNTY CRIMINAL DISPOSITIONS, Continued
by Category and Circuit/County
FY 2004-05

Circuit/County	Misdemeanors & Criminal Traffic	County & Municipal Ordinances	Driving Under the Influence	Total
Circuit 10	32,682	2,650	1,691	37,023
Hardee	1,373	85	76	1,534
Highlands	2,879	32	318	3,229
Polk	28,430	2,533	1,297	32,260
Circuit 11	95,555	33,529	5,417	134,501
Dade	95,555	33,529	5,417	134,501
Circuit 12	24,456	1,327	2,416	28,199
Desoto	1,350	0	103	1,453
Manatee	11,074	360	1,005	12,439
Sarasota	12,032	967	1,308	14,307
Circuit 13	58,466	3,782	6,129	68,377
Hillsborough	58,466	3,782	6,129	68,377
Circuit 14	18,189	474	1,116	19,779
Bay	13,663	474	721	14,858
Calhoun	509	0	60	569
Gulf	733	0	69	802
Holmes	837	0	68	905
Jackson	1,422	0	84	1,506
Washington	1,025	0	114	1,139
Circuit 15	55,653	2,580	2,872	61,105
Palm Beach	55,653	2,580	2,872	61,105
Circuit 16	3,914	120	278	4,312
Monroe	3,914	120	278	4,312

COUNTY CRIMINAL DISPOSITIONS, Continued
by Category and Circuit/County
FY 2004-05

Circuit/County	Misdemeanors & Criminal Traffic	County & Municipal Ordinances	Driving Under the Influence	Total
Circuit 17	67,862	7,875	4,221	79,958
Broward	67,862	7,875	4,221	79,958
Circuit 18	32,427	358	979	33,764
Brevard	20,416	272	11	20,699
Seminole	12,011	86	968	13,065
Circuit 19	20,098	799	2,207	23,104
Indian River	4,091	155	454	4,700
Martin	5,474	177	710	6,361
Okeechobee	2,054	1	151	2,206
St. Lucie	8,479	466	892	9,837
Circuit 20	33,833	4,442	3,671	41,946
Charlotte	4,317	0	592	4,909
Collier	13,630	1,489	1,473	16,592
Glades	463	0	23	486
Hendry	2,301	24	164	2,489
Lee	13,122	2,929	1,419	17,470
State Total	745,049	75,194	50,342	870,585

COUNTY CRIMINAL DISPOSITIONS
Statewide by Case Type and Disposition Type
FY 2004-05

Disposition Type	Misdemeanors	Worthless Checks	County Ordinances	Municipal Ordinances	Total
Before Trial	322,386	43,343	30,603	43,453	439,785
No File	33,909	370	392	935	35,606
Speedy Trial	11	3	4	1	19
Dismissed	59,464	12,882	10,576	12,250	95,172
Transferred	888	28	2	6	924
Plea	202,937	20,455	16,190	27,191	266,773
Other ⁸	25,177	9,605	3,439	3,070	41,291
After Trial Non-Jury	2,233	36	535	547	3,351
Acquittal/Dismissal	803	13	180	182	1,178
Plea	378	13	41	64	496
Convictions	1,052	10	314	301	1,677
After Trial By Jury	1,482	9	21	35	1,547
Acquittal/Dismissal	866	4	8	16	894
Plea	144	2	1	1	148
Conviction	472	3	12	18	505
Total	326,101	43,388	31,159	44,035	444,683

COUNTY CRIMINAL TRAFFIC DISPOSITIONS
Statewide by Case Type and Disposition Type
FY 2004-05

Disposition Type	Criminal Traffic	Driving Under the Influence	Total
Disposed by Judge (No Trial)	246,176	33,161	279,337
Disposed by Jury Trial	196	559	755
Disposed by Non-Jury Trial	44,189	11,684	55,873
Disposed by Other	84,999	4,938	89,937
Total	375,560	50,342	425,902

⁸The disposition category "Other" is used to report cases as disposed for: defendants placed on deferred prosecution or other pretrial diversion or probation program approved after an information or indictment is filed, defendants declared mentally or physically unable to stand trial, cases disposed upon estreatment of a bond, cases that are nolle prosequi (no further prosecution) for administrative reasons, etc.

County Criminal ❖ Dispositions

COUNTY CRIMINAL JURY TRIAL DISPOSITIONS*
by Circuit
FY 2004-05

Circuit	Acquittals/Dismissals	Pleas	Convictions	Total
First (Pensacola)	55	10	30	95
Second (Tallahassee)	13	4	10	27
Third (Lake City)	13	1	4	18
Fourth (Jacksonville)	1	1	2	4
Fifth (Tavares)	41	7	32	80
Sixth (Clearwater)	77	6	48	131
Seventh (Daytona Beach)	43	8	19	70
Eighth (Gainesville)	19	2	15	36
Ninth (Orlando)	120	13	45	178
Tenth (Bartow)	34	6	43	83
Eleventh (Miami)	84	7	85	176
Twelfth (Sarasota)	23	12	18	53
Thirteenth (Tampa)	22	1	25	48
Fourteenth (Panama City)	7	3	3	13
Fifteenth (West Palm Beach)	117	16	32	165
Sixteenth (Key West)	7	3	1	11
Seventeenth (Ft. Lauderdale)	79	3	31	113
Eighteenth (Sanford)	72	16	18	106
Nineteenth (Ft. Pierce)	17	12	10	39
Twentieth (Ft. Myers)	50	17	34	101
Total	894	148	505	1,547

*Criminal Traffic and DUI dispositions are not included.

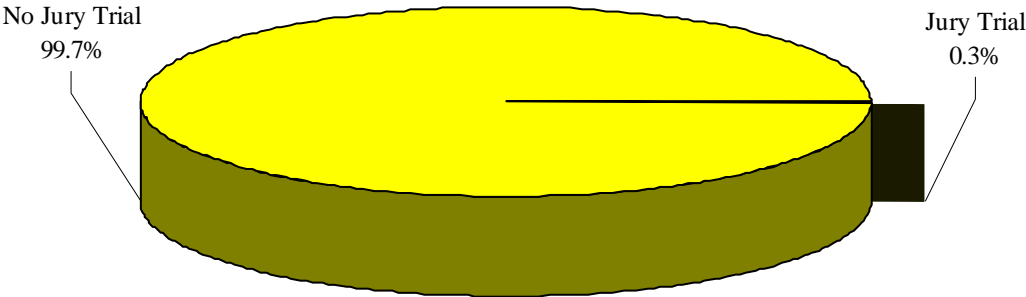
COUNTY CRIMINAL JURY TRIAL AND CONVICTION RATES*
by Circuit
FY 2004-05

Circuit	By Jury - Acquittals/ Dismissals, Pleas, & Convictions	Total Dispositions	Jury Trial Rates	Total Pleas & Convictions	Total Dispositions (excludes No Files, Transferred & Other)	Conviction Rates
First (Pensacola)	95	17,819	0.5%	13,140	15,652	84.0%
Second (Tallahassee)	27	8,024	0.3%	4,914	5,155	95.3%
Third (Lake City)	18	5,476	0.3%	3,487	4,542	76.8%
Fourth (Jacksonville)	4	36,364	0.0%	24,822	31,965	77.7%
Fifth (Tavares)	80	17,253	0.5%	13,124	15,089	87.0%
Sixth (Clearwater)	131	33,145	0.4%	24,786	25,969	95.4%
Seventh (Daytona Beach)	70	31,304	0.2%	18,076	23,194	77.9%
Eighth (Gainesville)	36	13,248	0.3%	4,981	8,318	59.9%
Ninth (Orlando)	178	29,179	0.6%	15,347	20,596	74.5%
Tenth (Bartow)	83	20,520	0.4%	12,232	15,178	80.6%
Eleventh (Miami)	176	62,827	0.3%	25,658	54,198	47.3%
Twelfth (Sarasota)	53	14,082	0.4%	8,957	10,031	89.3%
Thirteenth (Tampa)	48	29,058	0.2%	18,161	24,864	73.0%
Fourteenth (Panama City)	13	12,625	0.1%	8,656	10,467	82.7%
Fifteenth (West Palm Beach)	165	26,512	0.6%	12,889	24,786	52.0%
Sixteenth (Key West)	11	2,529	0.4%	1,829	2,289	79.9%
Seventeenth (Ft. Lauderdale)	113	28,547	0.4%	22,311	25,737	86.7%
Eighteenth (Sanford)	106	23,425	0.5%	12,862	19,736	65.2%
Nineteenth (Ft. Pierce)	39	11,098	0.4%	6,939	9,244	75.1%
Twentieth (Ft. Myers)	101	21,648	0.5%	16,428	19,852	82.8%
Total	1,547	444,683	0.3%	269,599	366,862	73.5%

*Criminal Traffic and DUI dispositions are not included.

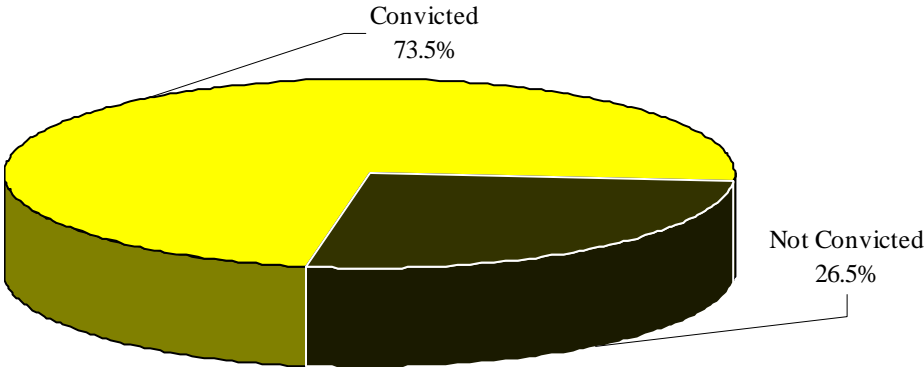
COUNTY CRIMINAL JURY TRIAL RATE

FY 2004-05



COUNTY CRIMINAL CONVICTION RATE

FY 2004-05



The County Criminal division also involves special proceedings such as reopenings, bond hearings, adversary preliminary hearings, probation revocation hearings, and post conviction relief motions. **These data are provided by the 67 clerks of court. However, special proceedings data are not audited for accuracy by the OSCA.**

Reopening - A reopening occurs when a case that has previously been reported as disposed is resubmitted to the court through a motion or petition.

Bond Hearing - A bond hearing is a hearing in which a county court judge considers a defendant's pretrial release status at a special hearing for the purpose of setting or modifying bond or other pretrial release.

Adversary Preliminary Hearing - An adversary preliminary hearing is a proceeding in which a judge considers evidence presented so that the court can determine whether there is sufficient cause to hold the accused for trial.

Probation Revocation Hearing - A probation revocation hearing is a proceeding in which a judge determines whether a defendant's probation should be modified or revoked following an alleged violation.

Post Conviction Relief Motion - A post conviction relief motion is a motion to vacate, set aside, or correct a sentence pursuant to rule 3.850, Florida Rules of Criminal Procedure.

COUNTY CRIMINAL SPECIAL PROCEEDINGS
by Circuit
FY 2004-05

Circuit	Reopenings	Bond Hearings	Adversary Preliminary Hearings	Probation Revocation Hearings	Post Conviction Relief Motions	Total
1	1,129	74	0	3,506	5	4,714
2	724	7	0	666	24	1,421
3	36	10	0	88	0	134
4	258	0	0	2,592	4	2,854
5	929	3	0	2,713	2	3,647
6	499	1,940	1	4,210	18	6,668
7	633	15	0	2,696	7	3,351
8	265	52	0	2,848	4	3,169
9	1,147	106	0	2,064	13	3,330
10	759	11	5	1,223	1	1,999
11	0	22	0	850	488	1,360
12	1,377	45	0	2,285	5	3,712
13	4,373	969	3	3,319	0	8,664
14	1,044	1	0	978	0	2,023
15	0	3	0	2,229	0	2,232
16	83	2	0	325	1	411
17	666	218	0	2,251	686	3,821
18	3,067	251	0	3,322	5	6,645
19	11	19	2	2,208	0	2,240
20	1,263	135	0	3,850	15	5,263
Total	18,263	3,883	11	44,223	1,278	67,658

-This page intentionally left blank-