

**County Civil ❖ Overview**

The County Civil division includes the following five categories of civil cases: small claims (up to \$5,000), civil (\$5,001 to \$15,000), other civil, evictions, and civil traffic infractions. Within these categories are the following case types:

**Small Claims (up to \$5,000)** - small claims (up to \$5,000)

**Civil (\$5,001 to \$15,000)** - civil (\$5,001 to \$15,000)

**Other Civil** - replevins and other civil<sup>9</sup>

**Evictions** - evictions

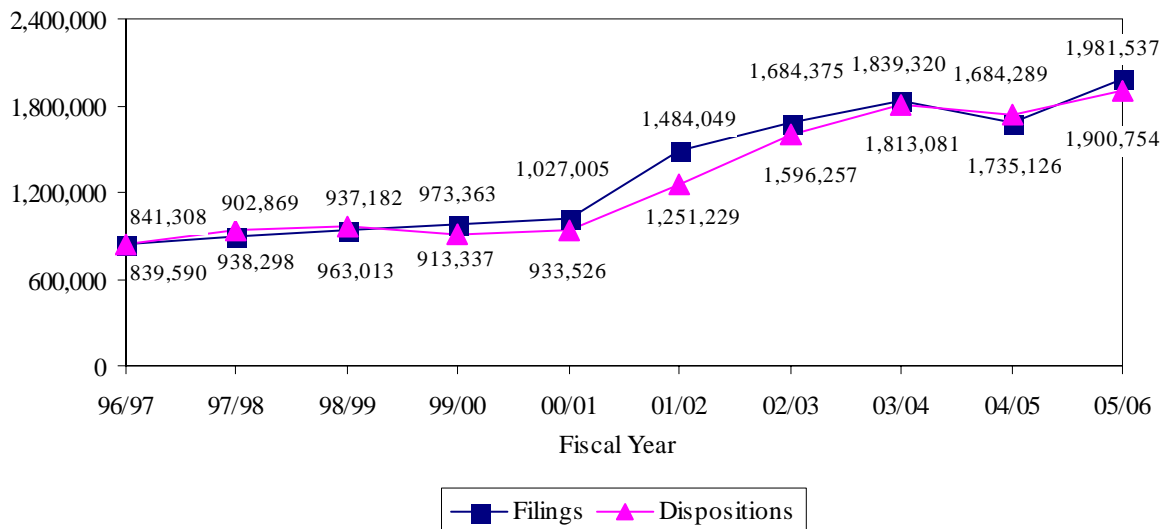
**Civil Traffic Infractions** - civil traffic infractions (involving a judge or hearing officer)

The Summary Reporting System does not directly capture civil traffic cases. These data are reported independently by clerks of court to the Department of Highway Safety and Motor Vehicles (DHSMV). The DHSMV then provides these data annually to the Office of the State Courts Administrator. Most traffic infraction cases are disposed by the payment of a fine and do not require judicial involvement. Thus, civil traffic infraction statistics have been adjusted to exclude non-judicial cases from this reporting.

In the County Civil division, *Filings* correspond to each complaint or petition filed. *Dispositions* correspond to each complaint or petition disposed. *Jury Trials* are defined as trials in which a group of citizens is impaneled, selected and sworn to determine the issues of fact in a case.

**COUNTY CIVIL FILINGS & DISPOSITIONS\***

*FY 1996-97 to FY 2005-06*



\*For Fiscal Year 2001-02, the increase in county court filings is attributed to a refinement in the methodology used to calculate civil traffic infraction activity.

<sup>9</sup>Other civil cases include: non-monetary equity matters, control of animals, interred bodies, injunctive relief, declaratory judgments, and other similar events.

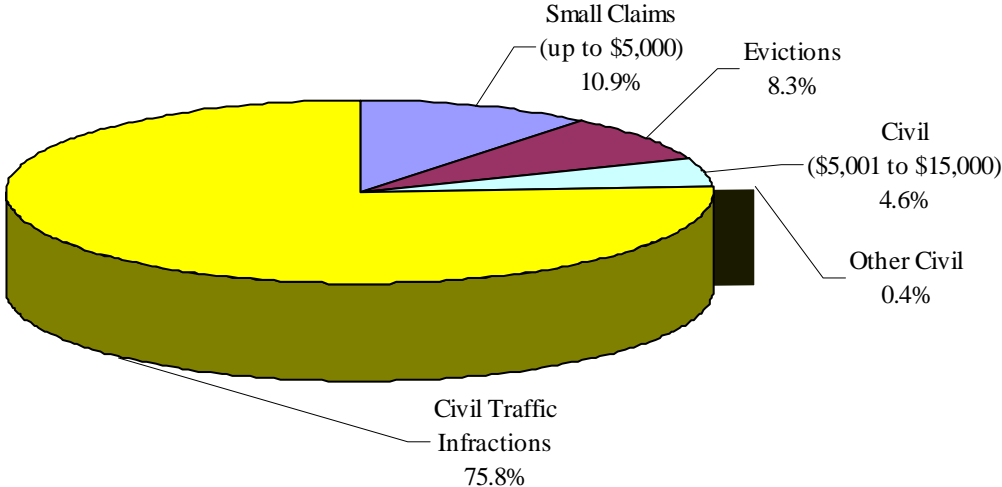


**COUNTY CIVIL FILINGS**  
*Statewide by Category, Case Type, and Month*  
**FY 2005-06**

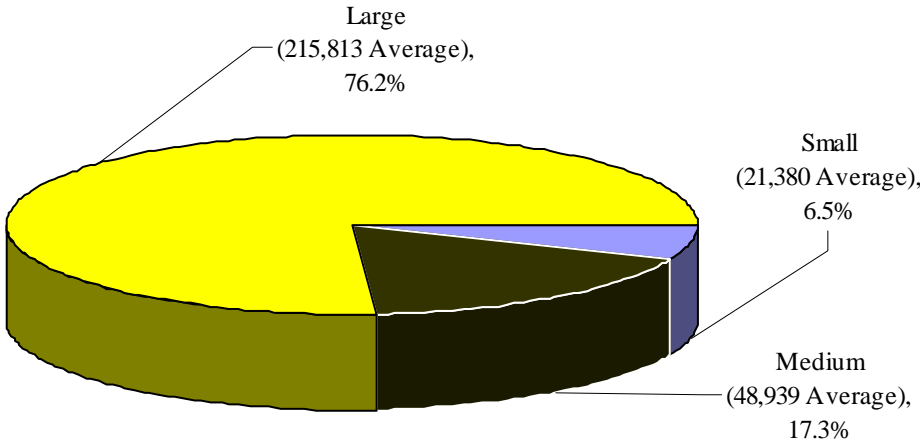
Category/ Case Type	Jul	Aug	Sep	Oct	Nov	Dec	Jan	Feb	Mar	Apr	May	Jun	Total
<b>Small Claims (up to \$5,000)</b>	<b>18,502</b>	<b>18,453</b>	<b>17,669</b>	<b>15,235</b>	<b>16,315</b>	<b>17,359</b>	<b>15,862</b>	<b>16,595</b>	<b>20,265</b>	<b>19,423</b>	<b>20,068</b>	<b>20,296</b>	<b>216,042</b>
Small Claims (up to \$5,000)	18,502	18,453	17,669	15,235	16,315	17,359	15,862	16,595	20,265	19,423	20,068	20,296	216,042
<b>Civil (\$5,001 to \$15,000)</b>	<b>7,941</b>	<b>8,055</b>	<b>7,661</b>	<b>6,348</b>	<b>6,574</b>	<b>7,907</b>	<b>6,537</b>	<b>6,817</b>	<b>8,890</b>	<b>6,831</b>	<b>7,999</b>	<b>8,670</b>	<b>90,230</b>
Civil (\$5,001 to \$15,000)	7,941	8,055	7,661	6,348	6,574	7,907	6,537	6,817	8,890	6,831	7,999	8,670	90,230
<b>Other Civil</b>	<b>641</b>	<b>602</b>	<b>603</b>	<b>746</b>	<b>659</b>	<b>604</b>	<b>625</b>	<b>657</b>	<b>799</b>	<b>603</b>	<b>676</b>	<b>636</b>	<b>7,851</b>
Replevins	266	232	311	367	309	244	271	244	300	209	276	259	3,288
Other Civil	375	370	292	379	350	360	354	413	499	394	400	377	4,563
<b>Evictions</b>	<b>14,690</b>	<b>15,273</b>	<b>15,082</b>	<b>12,781</b>	<b>14,201</b>	<b>14,203</b>	<b>14,393</b>	<b>10,781</b>	<b>12,700</b>	<b>11,949</b>	<b>14,378</b>	<b>14,960</b>	<b>165,391</b>
Evictions	14,690	15,273	15,082	12,781	14,201	14,203	14,393	10,781	12,700	11,949	14,378	14,960	165,391
<b>Civil Traffic*</b>	<b>129,590</b>	<b>128,395</b>	<b>129,566</b>	<b>109,109</b>	<b>122,109</b>	<b>114,440</b>	<b>131,101</b>	<b>118,395</b>	<b>128,479</b>	<b>123,677</b>	<b>138,112</b>	<b>129,050</b>	<b>1,502,023</b>
Civil Traffic Infractions*	129,590	128,395	129,566	109,109	122,109	114,440	131,101	118,395	128,479	123,677	138,112	129,050	1,502,023
<b>Total</b>	<b>171,364</b>	<b>170,778</b>	<b>170,581</b>	<b>144,219</b>	<b>159,858</b>	<b>154,513</b>	<b>168,518</b>	<b>153,245</b>	<b>171,133</b>	<b>162,483</b>	<b>181,233</b>	<b>173,612</b>	<b>1,981,537</b>

\*These data do not include all Civil Traffic Infractions reported to the Department of Highway Safety and Motor Vehicles. They only represent those Civil Traffic Infraction filings involving a judge or hearing officer.

**COUNTY CIVIL FILINGS**  
*by Category*  
**FY 2005-06**



**COUNTY CIVIL FILINGS**  
*by Circuit Size\**  
**FY 2005-06**



\*Small Circuits- 2nd, 3rd, 8th, 14th, 16th, 19th;  
Medium Circuits- 1st, 5th, 7th, 10th, 12th, 18th, 20th;  
Large Circuits- 4th, 6th, 9th, 11th, 13th, 15th, 17th (as defined in the Glossary).

**COUNTY CIVIL FILINGS**  
*by Case Type and Circuit*  
**FY 2005-06**

Circuit	Small Claims (up to \$5,000)	Civil (\$5,001 to \$15,000)	Replevins	Other Civil	Evictions	Civil Traffic Infractions*	Total
1	6,119	2,145	87	152	4,593	25,306	38,402
2	8,032	1,546	79	9	4,515	12,007	26,188
3	1,849	759	121	15	844	8,913	12,501
4	11,502	4,907	201	300	17,256	63,280	97,446
5	8,337	3,731	163	59	4,622	30,990	47,902
6	13,416	6,122	237	90	10,738	51,247	81,850
7	7,110	3,192	152	221	5,787	35,088	51,550
8	4,412	1,277	101	15	2,659	21,174	29,638
9	16,114	7,116	276	73	16,082	51,834	91,495
10	7,357	3,014	402	191	5,267	26,589	42,820
11	43,399	15,453	232	1,577	25,064	501,369	587,094
12	5,646	1,948	49	713	4,282	23,534	36,172
13	13,337	6,597	267	286	13,442	85,718	119,647
14	3,241	1,139	131	4	1,895	12,996	19,406
15	15,481	6,524	207	3	10,159	145,601	177,975
16	762	320	5	27	432	3,550	5,096
17	25,228	13,701	236	653	20,710	294,653	355,181
18	8,675	3,763	118	90	6,984	44,497	64,127
19	5,833	2,329	86	23	3,804	23,373	35,448
20	10,192	4,647	138	62	6,256	40,304	61,599
<b>Total</b>	<b>216,042</b>	<b>90,230</b>	<b>3,288</b>	<b>4,563</b>	<b>165,391</b>	<b>1,502,023</b>	<b>1,981,537</b>

\*These data do not include all Civil Traffic Infractions reported to the Department of Highway Safety and Motor Vehicles. They only represent those Civil Traffic Infraction filings involving a judge or hearing officer.



**COUNTY CIVIL FILINGS**  
**by Category and Circuit/County**  
**FY 2005-06**

Circuit/County	Small Claims (up to \$5,000)	Civil (\$5,001 to \$15,000)	Other Civil	Evictions	Civil Traffic Infractions*	Total
<b>Circuit 1</b>	<b>6,119</b>	<b>2,145</b>	<b>239</b>	<b>4,593</b>	<b>25,306</b>	<b>38,402</b>
Escambia	3,166	976	148	2,652	9,782	16,724
Okaloosa	1,484	515	52	1,147	8,412	11,610
Santa Rosa	961	471	28	557	5,361	7,378
Walton	508	183	11	237	1,751	2,690
<b>Circuit 2</b>	<b>8,032</b>	<b>1,546</b>	<b>88</b>	<b>4,515</b>	<b>12,007</b>	<b>26,188</b>
Franklin	95	32	16	57	344	544
Gadsden	816	162	22	172	2,612	3,784
Jefferson	92	72	6	45	1,111	1,326
Leon	6,657	1,174	34	4,155	6,350	18,370
Liberty	132	26	1	5	569	733
Wakulla	240	80	9	81	1,021	1,431
<b>Circuit 3</b>	<b>1,849</b>	<b>759</b>	<b>136</b>	<b>844</b>	<b>8,913</b>	<b>12,501</b>
Columbia	748	249	52	488	3,146	4,683
Dixie	80	42	3	42	611	778
Hamilton	136	34	8	38	872	1,088
Lafayette	88	14	7	15	218	342
Madison	196	55	10	74	2,204	2,539
Suwannee	463	193	29	119	923	1,727
Taylor	138	172	27	68	939	1,344
<b>Circuit 4</b>	<b>11,502</b>	<b>4,907</b>	<b>501</b>	<b>17,256</b>	<b>63,280</b>	<b>97,446</b>
Clay	1,294	642	18	1,115	6,631	9,700
Duval	9,726	4,046	459	15,821	54,529	84,581
Nassau	482	219	24	320	2,120	3,165

**COUNTY CIVIL FILINGS, Continued**  
**by Category and Circuit/County**  
**FY 2005-06**

Circuit/County	Small Claims (up to \$5,000)	Civil (\$5,001 to \$15,000)	Other Civil	Evictions	Civil Traffic Infractions*	Total
<b>Circuit 5</b>	<b>8,337</b>	<b>3,731</b>	<b>222</b>	<b>4,622</b>	<b>30,990</b>	<b>47,902</b>
Citrus	1,025	520	41	454	3,656	5,696
Hernando	1,599	735	23	595	6,774	9,726
Lake	2,086	1,065	56	1,453	9,260	13,920
Marion	3,340	1,281	83	1,938	7,724	14,366
Sumter	287	130	19	182	3,576	4,194
<b>Circuit 6</b>	<b>13,416</b>	<b>6,122</b>	<b>327</b>	<b>10,738</b>	<b>51,247</b>	<b>81,850</b>
Pasco	3,592	1,804	122	2,473	12,998	20,989
Pinellas	9,824	4,318	205	8,265	38,249	60,861
<b>Circuit 7</b>	<b>7,110</b>	<b>3,192</b>	<b>373</b>	<b>5,787</b>	<b>35,088</b>	<b>51,550</b>
Flagler	543	295	8	362	2,292	3,500
Putnam	846	262	49	747	2,657	4,561
St. Johns	1,040	544	15	716	7,450	9,765
Volusia	4,681	2,091	301	3,962	22,689	33,724
<b>Circuit 8</b>	<b>4,412</b>	<b>1,277</b>	<b>116</b>	<b>2,659</b>	<b>21,174</b>	<b>29,638</b>
Alachua	3,298	893	27	2,243	15,352	21,813
Baker	182	56	37	69	1,281	1,625
Bradford	286	93	30	98	2,413	2,920
Gilchrist	136	56	0	30	411	633
Levy	444	158	18	121	1,324	2,065
Union	66	21	4	98	393	582
<b>Circuit 9</b>	<b>16,114</b>	<b>7,116</b>	<b>349</b>	<b>16,082</b>	<b>51,834</b>	<b>91,495</b>
Orange	13,411	5,806	206	14,131	38,837	72,391
Osceola	2,703	1,310	143	1,951	12,997	19,104



**COUNTY CIVIL FILINGS, Continued**  
**by Category and Circuit/County**  
**FY 2005-06**

Circuit/County	Small Claims (up to \$5,000)	Civil (\$5,001 to \$15,000)	Other Civil	Evictions	Civil Traffic Infractions*	Total
<b>Circuit 10</b>	<b>7,357</b>	<b>3,014</b>	<b>593</b>	<b>5,267</b>	<b>26,589</b>	<b>42,820</b>
Hardee	160	68	16	70	1,448	1,762
Highlands	871	395	0	348	3,966	5,580
Polk	6,326	2,551	577	4,849	21,175	35,478
<b>Circuit 11</b>	<b>43,399</b>	<b>15,453</b>	<b>1,809</b>	<b>25,064</b>	<b>501,369</b>	<b>587,094</b>
Dade	43,399	15,453	1,809	25,064	501,369	587,094
<b>Circuit 12</b>	<b>5,646</b>	<b>1,948</b>	<b>762</b>	<b>4,282</b>	<b>23,534</b>	<b>36,172</b>
Desoto	173	94	11	107	1,130	1,515
Manatee	2,247	1,033	66	2,259	8,095	13,700
Sarasota	3,226	821	685	1,916	14,309	20,957
<b>Circuit 13</b>	<b>13,337</b>	<b>6,597</b>	<b>553</b>	<b>13,442</b>	<b>85,718</b>	<b>119,647</b>
Hillsborough	13,337	6,597	553	13,442	85,718	119,647
<b>Circuit 14</b>	<b>3,241</b>	<b>1,139</b>	<b>135</b>	<b>1,895</b>	<b>12,996</b>	<b>19,406</b>
Bay	1,725	636	58	1,548	6,929	10,896
Calhoun	105	100	23	33	634	895
Gulf	183	47	13	31	398	672
Holmes	103	130	12	75	970	1,290
Jackson	891	161	29	139	2,328	3,548
Washington	234	65	0	69	1,737	2,105
<b>Circuit 15</b>	<b>15,481</b>	<b>6,524</b>	<b>210</b>	<b>10,159</b>	<b>145,601</b>	<b>177,975</b>
Palm Beach	15,481	6,524	210	10,159	145,601	177,975
<b>Circuit 16</b>	<b>762</b>	<b>320</b>	<b>32</b>	<b>432</b>	<b>3,550</b>	<b>5,096</b>
Monroe	762	320	32	432	3,550	5,096

**COUNTY CIVIL FILINGS, Continued**  
**by Category and Circuit/County**  
**FY 2005-06**

Circuit/County	Small Claims (up to \$5,000)	Civil (\$5,001 to \$15,000)	Other Civil	Evictions	Civil Traffic Infractions*	Total
<b>Circuit 17</b>	<b>25,228</b>	<b>13,701</b>	<b>889</b>	<b>20,710</b>	<b>294,653</b>	<b>355,181</b>
Broward	25,228	13,701	889	20,710	294,653	355,181
<b>Circuit 18</b>	<b>8,675</b>	<b>3,763</b>	<b>208</b>	<b>6,984</b>	<b>44,497</b>	<b>64,127</b>
Brevard	4,026	1,882	109	3,365	25,702	35,084
Seminole	4,649	1,881	99	3,619	18,795	29,043
<b>Circuit 19</b>	<b>5,833</b>	<b>2,329</b>	<b>109</b>	<b>3,804</b>	<b>23,373</b>	<b>35,448</b>
Indian River	1,372	443	14	706	3,993	6,528
Martin	1,058	537	23	615	6,046	8,279
Okeechobee	352	159	12	160	1,663	2,346
St. Lucie	3,051	1,190	60	2,323	11,671	18,295
<b>Circuit 20</b>	<b>10,192</b>	<b>4,647</b>	<b>200</b>	<b>6,256</b>	<b>40,304</b>	<b>61,599</b>
Charlotte	1,348	713	13	689	3,688	6,451
Collier	2,376	1,117	37	1,522	14,816	19,868
Glades	48	17	0	52	715	832
Hendry	320	121	7	175	1,397	2,020
Lee	6,100	2,679	143	3,818	19,688	32,428
<b>State Total</b>	<b>216,042</b>	<b>90,230</b>	<b>7,851</b>	<b>165,391</b>	<b>1,502,023</b>	<b>1,981,537</b>

\*These data do not include all Civil Traffic Infractions reported to the Department of Highway Safety and Motor Vehicles. They only represent those Civil Traffic Infraction filings involving a judge or hearing officer.



**County Civil ❖ Dispositions**

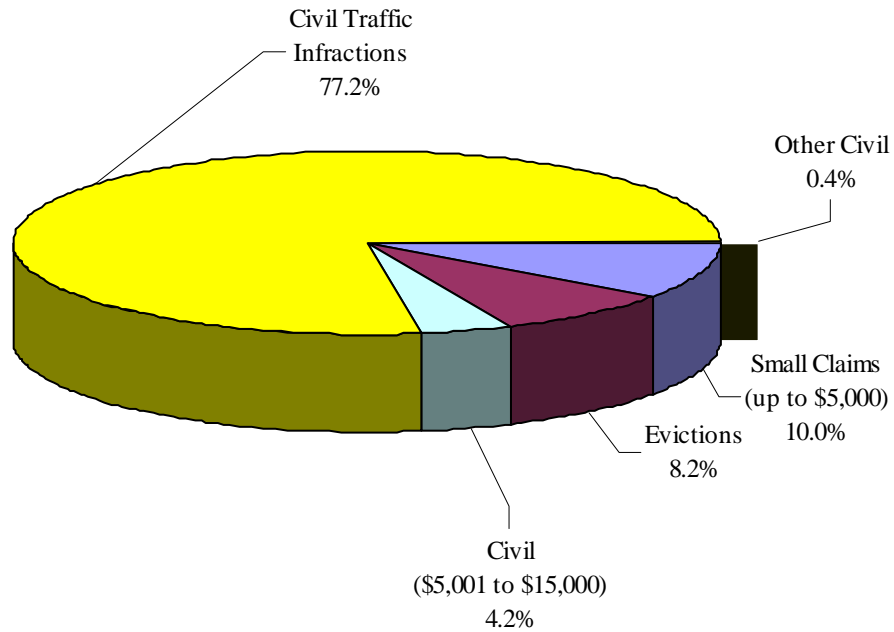
**COUNTY CIVIL DISPOSITIONS**  
**Statewide by Category, Case Type, and Month**  
**FY 2005-06**

Category/ Case Type	Jul	Aug	Sep	Oct	Nov	Dec	Jan	Feb	Mar	Apr	May	Jun	Total
<b>Small Claims (up to \$5,000)</b>	<b>14,447</b>	<b>16,461</b>	<b>16,555</b>	<b>14,135</b>	<b>14,686</b>	<b>15,506</b>	<b>16,434</b>	<b>15,528</b>	<b>17,336</b>	<b>16,085</b>	<b>15,992</b>	<b>17,859</b>	<b>191,024</b>
Small Claims (up to \$5,000)	14,447	16,461	16,555	14,135	14,686	15,506	16,434	15,528	17,336	16,085	15,992	17,859	191,024
<b>Civil (\$5,001 to \$15,000)</b>	<b>6,438</b>	<b>7,044</b>	<b>6,780</b>	<b>5,821</b>	<b>6,256</b>	<b>6,995</b>	<b>6,301</b>	<b>6,426</b>	<b>7,446</b>	<b>6,045</b>	<b>6,628</b>	<b>7,417</b>	<b>79,597</b>
Civil (\$5,001 to \$15,000)	6,438	7,044	6,780	5,821	6,256	6,995	6,301	6,426	7,446	6,045	6,628	7,417	79,597
<b>Other Civil</b>	<b>615</b>	<b>764</b>	<b>671</b>	<b>510</b>	<b>552</b>	<b>621</b>	<b>567</b>	<b>626</b>	<b>631</b>	<b>651</b>	<b>713</b>	<b>643</b>	<b>7,564</b>
Replevins	318	421	345	269	306	345	253	291	276	263	360	305	3,752
Other Civil	297	343	326	241	246	276	314	335	355	388	353	338	3,812
<b>Evictions</b>	<b>12,355</b>	<b>15,357</b>	<b>13,478</b>	<b>11,375</b>	<b>12,317</b>	<b>14,256</b>	<b>13,645</b>	<b>12,082</b>	<b>12,819</b>	<b>10,360</b>	<b>12,652</b>	<b>14,392</b>	<b>155,088</b>
Evictions	12,355	15,357	13,478	11,375	12,317	14,256	13,645	12,082	12,819	10,360	12,652	14,392	155,088
<b>Civil Traffic*</b>	<b>129,738</b>	<b>136,146</b>	<b>124,708</b>	<b>104,203</b>	<b>105,029</b>	<b>107,182</b>	<b>124,451</b>	<b>122,365</b>	<b>126,873</b>	<b>127,390</b>	<b>131,079</b>	<b>128,317</b>	<b>1,467,481</b>
Civil Traffic Infractions*	129,738	136,146	124,708	104,203	105,029	107,182	124,451	122,365	126,873	127,390	131,079	128,317	1,467,481
<b>Total</b>	<b>163,593</b>	<b>175,772</b>	<b>162,192</b>	<b>136,044</b>	<b>138,840</b>	<b>144,560</b>	<b>161,398</b>	<b>157,027</b>	<b>165,105</b>	<b>160,531</b>	<b>167,064</b>	<b>168,628</b>	<b>1,900,754</b>

\*These data do not include all Civil Traffic Infractions reported to the Department of Highway Safety and Motor Vehicles. They only represent those Civil Traffic Infraction dispositions involving a judge or hearing officer.

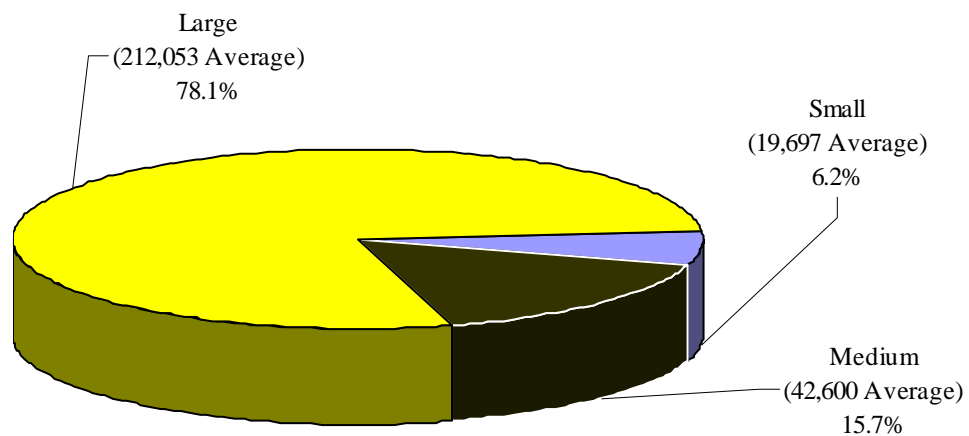
## COUNTY CIVIL DISPOSITIONS

by Category  
FY 2005-06



## COUNTY CIVIL DISPOSITIONS

by Circuit Size\*  
FY 2005-06



\*Small Circuits- 2nd, 3rd, 8th, 14th, 16th, 19th;  
Medium Circuits- 1st, 5th, 7th, 10th, 12th, 18th, 20th;  
Large Circuits- 4th, 6th, 9th, 11th, 13th, 15th, 17th (as defined in the Glossary).

7

**County Civil** ❖ **Dispositions**

**COUNTY CIVIL DISPOSITIONS**  
**by Case Type and Circuit**  
**FY 2005-06**

<b>Circuit</b>	<b>Small Claims (up to \$5,000)</b>	<b>Civil (\$5,001 to \$15,000)</b>	<b>Replevins</b>	<b>Other Civil</b>	<b>Evictions</b>	<b>Civil Traffic Infractions*</b>	<b>Total</b>
1	5,983	1,678	266	132	3,877	16,080	28,016
2	7,989	1,482	78	5	4,048	10,559	24,161
3	1,554	542	93	21	804	5,276	8,290
4	10,817	4,821	211	198	17,296	80,238	113,581
5	7,213	2,997	150	53	3,650	24,825	38,888
6	13,998	5,348	309	72	10,130	48,634	78,491
7	6,410	2,708	153	263	5,326	36,593	51,453
8	4,405	1,155	110	36	2,340	20,714	28,760
9	14,357	6,609	259	40	14,766	53,053	89,084
10	6,497	2,740	441	128	4,753	22,317	36,876
11	37,349	14,158	267	1,424	24,370	417,931	495,499
12	4,703	1,666	32	483	3,312	16,355	26,551
13	11,504	6,084	364	141	12,704	66,367	97,164
14	3,028	942	184	2	2,204	10,198	16,558
15	12,715	5,581	170	4	10,048	271,867	300,385
16	697	269	4	29	419	1,878	3,296
17	20,418	12,106	261	646	19,953	256,783	310,167
18	7,688	2,784	183	50	5,478	48,892	65,075
19	5,090	1,969	68	19	3,603	26,368	37,117
20	8,609	3,958	149	66	6,007	32,553	51,342
<b>Total</b>	<b>191,024</b>	<b>79,597</b>	<b>3,752</b>	<b>3,812</b>	<b>155,088</b>	<b>1,467,481</b>	<b>1,900,754</b>

\*These data do not include all Civil Traffic Infractions reported to the Department of Highway Safety and Motor Vehicles. They only represent those Civil Traffic Infraction dispositions involving a judge or hearing officer.

**COUNTY CIVIL DISPOSITIONS**  
*by Category and Circuit/County*  
**FY 2005-06**

Circuit/County	Small Claims (up to \$5,000)	Civil (\$5,001 to \$15,000)	Other Civil	Evictions	Civil Traffic Infractions*	Total
<b>Circuit 1</b>	<b>5,983</b>	<b>1,678</b>	<b>398</b>	<b>3,877</b>	<b>16,080</b>	<b>28,016</b>
Escambia	2,752	834	125	2,315	6,496	12,522
Okaloosa	1,309	394	57	1,049	5,019	7,828
Santa Rosa	1,461	337	207	371	3,107	5,483
Walton	461	113	9	142	1,458	2,183
<b>Circuit 2</b>	<b>7,989</b>	<b>1,482</b>	<b>83</b>	<b>4,048</b>	<b>10,559</b>	<b>24,161</b>
Franklin	85	25	12	46	386	554
Gadsden	677	137	21	199	3,711	4,745
Jefferson	84	64	3	47	325	523
Leon	6,876	1,183	42	3,724	4,158	15,983
Liberty	59	17	0	1	935	1,012
Wakulla	208	56	5	31	1,044	1,344
<b>Circuit 3</b>	<b>1,554</b>	<b>542</b>	<b>114</b>	<b>804</b>	<b>5,276</b>	<b>8,290</b>
Columbia	814	214	49	516	2,080	3,673
Dixie	61	20	5	31	693	810
Hamilton	35	10	11	16	667	739
Lafayette	73	6	7	9	84	179
Madison	166	38	9	73	937	1,223
Suwannee	405	114	13	104	425	1,061
Taylor	0	140	20	55	390	605
<b>Circuit 4</b>	<b>10,817</b>	<b>4,821</b>	<b>409</b>	<b>17,296</b>	<b>80,238</b>	<b>113,581</b>
Clay	1,358	641	29	997	23,363	26,388
Duval	8,924	3,935	350	15,999	47,769	76,977
Nassau	535	245	30	300	9,106	10,216

**County Civil** ❖ **Dispositions**

**COUNTY CIVIL DISPOSITIONS, Continued**  
**by Category and Circuit/County**  
**FY 2005-06**

<b>Circuit/County</b>	<b>Small Claims (up to \$5,000)</b>	<b>Civil (\$5,001 to \$15,000)</b>	<b>Other Civil</b>	<b>Evictions</b>	<b>Civil Traffic Infractions*</b>	<b>Total</b>
<b>Circuit 5</b>	<b>7,213</b>	<b>2,997</b>	<b>203</b>	<b>3,650</b>	<b>24,825</b>	<b>38,888</b>
Citrus	994	434	39	401	2,606	4,474
Hernando	1,508	691	28	560	6,644	9,431
Lake	1,690	873	54	1,251	8,569	12,437
Marion	2,778	910	66	1,311	4,859	9,924
Sumter	243	89	16	127	2,147	2,622
<b>Circuit 6</b>	<b>13,998</b>	<b>5,348</b>	<b>381</b>	<b>10,130</b>	<b>48,634</b>	<b>78,491</b>
Pasco	3,246	1,387	108	1,851	13,541	20,133
Pinellas	10,752	3,961	273	8,279	35,093	58,358
<b>Circuit 7</b>	<b>6,410</b>	<b>2,708</b>	<b>416</b>	<b>5,326</b>	<b>36,593</b>	<b>51,453</b>
Flagler	463	281	15	291	1,567	2,617
Putnam	632	192	41	552	1,804	3,221
St. Johns	1,018	463	17	727	7,141	9,366
Volusia	4,297	1,772	343	3,756	26,081	36,249
<b>Circuit 8</b>	<b>4,405</b>	<b>1,155</b>	<b>146</b>	<b>2,340</b>	<b>20,714</b>	<b>28,760</b>
Alachua	3,058	749	30	1,854	11,914	17,605
Baker	218	42	40	66	856	1,222
Bradford	539	86	52	165	2,502	3,344
Gilchrist	159	68	0	27	272	526
Levy	362	185	17	116	4,655	5,335
Union	69	25	7	112	515	728
<b>Circuit 9</b>	<b>14,357</b>	<b>6,609</b>	<b>299</b>	<b>14,766</b>	<b>53,053</b>	<b>89,084</b>
Orange	11,632	5,571	207	12,353	39,384	69,147
Osceola	2,725	1,038	92	2,413	13,669	19,937

**COUNTY CIVIL DISPOSITIONS, Continued**  
**by Category and Circuit/County**  
**FY 2005-06**

Circuit/County	Small Claims (up to \$5,000)	Civil (\$5,001 to \$15,000)	Other Civil	Evictions	Civil Traffic Infractions*	Total
<b>Circuit 10</b>	<b>6,497</b>	<b>2,740</b>	<b>569</b>	<b>4,753</b>	<b>22,317</b>	<b>36,876</b>
Hardee	129	55	15	64	337	600
Highlands	764	338	0	309	1,905	3,316
Polk	5,604	2,347	554	4,380	20,075	32,960
<b>Circuit 11</b>	<b>37,349</b>	<b>14,158</b>	<b>1,691</b>	<b>24,370</b>	<b>417,931</b>	<b>495,499</b>
Dade	37,349	14,158	1,691	24,370	417,931	495,499
<b>Circuit 12</b>	<b>4,703</b>	<b>1,666</b>	<b>515</b>	<b>3,312</b>	<b>16,355</b>	<b>26,551</b>
Desoto	216	68	7	90	513	894
Manatee	1,737	849	48	1,708	4,728	9,070
Sarasota	2,750	749	460	1,514	11,114	16,587
<b>Circuit 13</b>	<b>11,504</b>	<b>6,084</b>	<b>505</b>	<b>12,704</b>	<b>66,367</b>	<b>97,164</b>
Hillsborough	11,504	6,084	505	12,704	66,367	97,164
<b>Circuit 14</b>	<b>3,028</b>	<b>942</b>	<b>186</b>	<b>2,204</b>	<b>10,198</b>	<b>16,558</b>
Bay	1,598	569	59	1,906	5,713	9,845
Calhoun	84	66	18	26	1,439	1,633
Gulf	128	23	12	29	272	464
Holmes	284	101	56	92	460	993
Jackson	799	151	41	101	1,372	2,464
Washington	135	32	0	50	942	1,159
<b>Circuit 15</b>	<b>12,715</b>	<b>5,581</b>	<b>174</b>	<b>10,048</b>	<b>271,867</b>	<b>300,385</b>
Palm Beach	12,715	5,581	174	10,048	271,867	300,385
<b>Circuit 16</b>	<b>697</b>	<b>269</b>	<b>33</b>	<b>419</b>	<b>1,878</b>	<b>3,296</b>
Monroe	697	269	33	419	1,878	3,296

7

**COUNTY CIVIL DISPOSITIONS, Continued**  
**by Category and Circuit/County**  
**FY 2005-06**

<b>Circuit/County</b>	<b>Small Claims (up to \$5,000)</b>	<b>Civil (\$5,001 to \$15,000)</b>	<b>Other Civil</b>	<b>Evictions</b>	<b>Civil Traffic Infractions*</b>	<b>Total</b>
<b>Circuit 17</b>	<b>20,418</b>	<b>12,106</b>	<b>907</b>	<b>19,953</b>	<b>256,783</b>	<b>310,167</b>
Broward	20,418	12,106	907	19,953	256,783	310,167
<b>Circuit 18</b>	<b>7,688</b>	<b>2,784</b>	<b>233</b>	<b>5,478</b>	<b>48,892</b>	<b>65,075</b>
Brevard	3,371	1,253	151	2,942	22,982	30,699
Seminole	4,317	1,531	82	2,536	25,910	34,376
<b>Circuit 19</b>	<b>5,090</b>	<b>1,969</b>	<b>87</b>	<b>3,603</b>	<b>26,368</b>	<b>37,117</b>
Indian River	1,192	383	16	702	3,827	6,120
Martin	869	395	17	479	6,049	7,809
Okeechobee	316	121	7	109	1,812	2,365
St. Lucie	2,713	1,070	47	2,313	14,680	20,823
<b>Circuit 20</b>	<b>8,609</b>	<b>3,958</b>	<b>215</b>	<b>6,007</b>	<b>32,553</b>	<b>51,342</b>
Charlotte	1,025	500	10	493	3,072	5,100
Collier	2,045	1,039	40	1,517	10,998	15,639
Glades	28	8	0	13	427	476
Hendry	252	126	13	172	1,552	2,115
Lee	5,259	2,285	152	3,812	16,504	28,012
<b>State Total</b>	<b>191,024</b>	<b>79,597</b>	<b>7,564</b>	<b>155,088</b>	<b>1,467,481</b>	<b>1,900,754</b>

\*These data do not include all Civil Traffic Infractions reported to the Department of Highway Safety and Motor Vehicles. They only represent those Civil Traffic Infraction dispositions involving a judge or hearing officer.

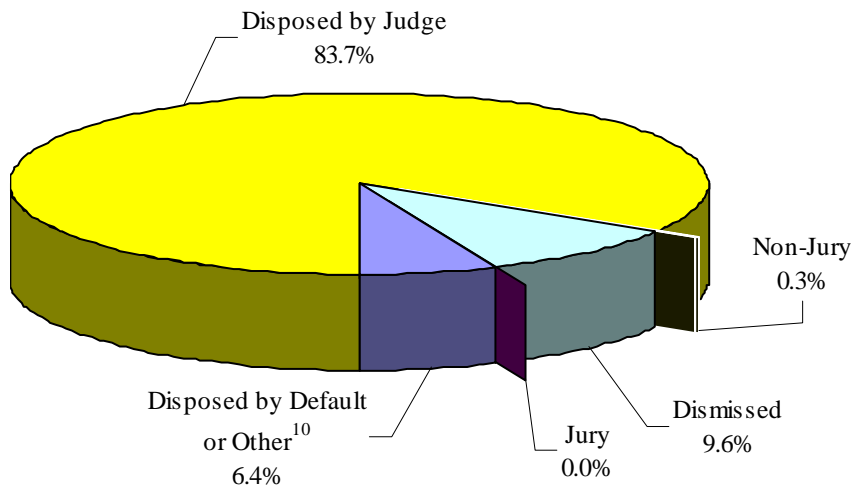


**COUNTY CIVIL DISPOSITIONS**  
**Statewide by Case Type and Disposition Type**  
**FY 2005-06**

Disposition Type	Small Claims (up to \$5,000)	Civil (\$5,001 to \$15,000)	Replevins	Other Civil	Evictions	Civil Traffic Infractions*	Total
Dismissed Before Hearing	39,755	26,638	909	917	40,674	NA	108,893
Dismissed After Hearing	51,347	8,332	1,154	651	11,769	NA	73,253
Disposed by Default	29,505	19,134	313	357	62,992	NA	112,301
Disposed by Judge (No Trial)	62,583	20,782	1,234	1,281	37,275	1,467,481	1,590,636
Disposed by Non-Jury	3,231	691	74	72	1,156	NA	5,224
Disposed by Jury	115	74	6	3	10	NA	208
Disposed by Other <sup>10</sup>	4,488	3,946	62	531	1,212	NA	10,239
<b>Total</b>	<b>191,024</b>	<b>79,597</b>	<b>3,752</b>	<b>3,812</b>	<b>155,088</b>	<b>1,467,481</b>	<b>1,900,754</b>

\*These data do not include all Civil Traffic Infractions reported to the Department of Highway Safety and Motor Vehicles. They only represent those Civil Traffic Infraction dispositions involving a judge or hearing officer.

**COUNTY CIVIL DISPOSITIONS**  
**by Disposition Type**  
**FY 2005-06**



<sup>10</sup>The disposition category "Disposed by Other" is used to report cases as disposed when they are: consolidated into a primary case, transferred or have a change of venue, disposed upon estreature of a bond, etc.



**COUNTY CIVIL JURY TRIAL RATES\***  
*by Circuit*  
**FY 2005-06**

Circuit	Disposed by Jury	Total Dispositions	Jury Trial Rates
First (Pensacola)	1	11,936	0.0%
Second (Tallahassee)	1	13,602	0.0%
Third (Lake City)	0	3,014	0.0%
Fourth (Jacksonville)	2	33,343	0.0%
Fifth (Tavares)	1	14,063	0.0%
Sixth (Clearwater)	7	29,857	0.0%
Seventh (Daytona Beach)	3	14,860	0.0%
Eighth (Gainesville)	1	8,046	0.0%
Ninth (Orlando)	7	36,031	0.0%
Tenth (Bartow)	4	14,559	0.0%
Eleventh (Miami)	142	77,568	0.2%
Twelfth (Sarasota)	0	10,196	0.0%
Thirteenth (Tampa)	9	30,797	0.0%
Fourteenth (Panama City)	1	6,360	0.0%
Fifteenth (West Palm Beach)	2	28,518	0.0%
Sixteenth (Key West)	0	1,418	0.0%
Seventeenth (Ft. Lauderdale)	17	53,384	0.0%
Eighteenth (Sanford)	5	16,183	0.0%
Nineteenth (Ft. Pierce)	4	10,749	0.0%
Twentieth (Ft. Myers)	1	18,789	0.0%
<b>Total</b>	<b>208</b>	<b>433,273</b>	<b>0.0%</b>

\*These data do not include Civil Traffic Infractions.

The County Civil division also includes special proceedings in the form of reopenings. **These data are provided by the 67 clerks of court. However, special proceedings data are not audited for accuracy by the OSCA.**

**Reopening** - A reopening occurs when a case that has previously been reported as disposed is resubmitted to the court through a motion or petition.

**COUNTY CIVIL SPECIAL PROCEEDINGS**

*by Circuit*

**FY 2005-06**

Circuit	Reopenings
First (Pensacola)	3,340
Second (Tallahassee)	4,343
Third (Lake City)	454
Fourth (Jacksonville)	5,541
Fifth (Tavares)	3,441
Sixth (Clearwater)	2,739
Seventh (Daytona Beach)	3,298
Eighth (Gainesville)	2,544
Ninth (Orlando)	8,334
Tenth (Bartow)	3,488
Eleventh (Miami)	19,320
Twelfth (Sarasota)	1,975
Thirteenth (Tampa)	11,312
Fourteenth (Panama City)	1,363
Fifteenth (West Palm Beach)	6,764
Sixteenth (Key West)	111
Seventeenth (Ft. Lauderdale)	24,810
Eighteenth (Sanford)	4,696
Nineteenth (Ft. Pierce)	2,884
Twentieth (Ft. Myers)	2,451
<b>Total</b>	<b>113,208</b>