

Overall Statistics

Sections 26.031 and 34.022, Florida Statutes, specify the number of judges within each circuit and county. The following table reflects circuit and county judges authorized by the Florida Legislature for Fiscal Year 2006-07.

CIRCUIT AND COUNTY COURT JUDGES
by Circuit
FY 2006-07

Circuit	Circuit Judges	County Judges	Total
First (Pensacola)	24	11	35
Second (Tallahassee)	16	10	26
Third (Lake City)	7	7	14
Fourth (Jacksonville)	35	20	55
Fifth (Tavares)	31	11	42
Sixth (Clearwater)	45	24	69
Seventh (Daytona Beach)	27	15	42
Eighth (Gainesville)	13	10	23
Ninth (Orlando)	43	22	65
Tenth (Bartow)	28	12	40
Eleventh (Miami)	80	43	123
Twelfth (Sarasota)	21	10	31
Thirteenth (Tampa)	45	17	62
Fourteenth (Panama City)	11	9	20
Fifteenth (West Palm Beach)	35	19	54
Sixteenth (Key West)	4	4	8
Seventeenth (Ft. Lauderdale)	58	32	90
Eighteenth (Sanford)	26	17	43
Nineteenth (Ft. Pierce)	19	10	29
Twentieth (Ft. Myers)	31	19	50
Total	599	322	921

CIRCUIT AND COUNTY COURT JUDGES*
by Division and Circuit
FY 2006-07

Circuit	Circuit Court						County Court				Total
	Administrative	Criminal	Civil	Family Court**	Probate	Total	Administrative	Criminal	Civil	Total	
1	0.4	7.6	5.2	9.8	1.0	24	0.0	7.5	3.6	11	35
2	0.6	5.4	4.2	5.2	0.7	16	0.5	6.1	3.4	10	26
3	0.3	2.1	1.9	2.5	0.2	7	0.0	4.7	2.4	7	14
4	1.9	11.5	7.8	11.8	2.1	35	0.4	14.0	5.7	20	55
5	0.0	8.9	6.7	13.5	2.0	31	0.0	6.0	5.0	11	42
6	1.0	14.0	10.5	16.0	3.5	45	0.0	15.5	8.5	24	69
7	0.5	8.2	5.9	10.0	2.4	27	0.4	8.7	5.9	15	42
8	0.7	4.1	2.6	5.1	0.5	13	0.1	5.6	4.4	10	23
9	1.0	15.0	9.5	16.0	1.5	43	0.3	17.0	4.8	22	65
10	0.5	9.3	5.5	10.4	2.4	28	0.1	8.2	3.8	12	40
11	1.4	27.0	23.9	23.8	4.0	80	0.9	25.2	17.0	43	123
12	0.6	6.9	4.5	7.3	1.7	21	0.0	6.9	3.1	10	31
13	2.2	13.9	11.9	16.1	1.0	45	0.4	8.6	8.1	17	62
14	0.3	3.3	1.6	5.0	0.8	11	0.0	4.3	4.6	9	20
15	0.8	8.0	12.2	12.1	1.9	35	0.0	11.9	7.2	19	54
16	0.1	1.2	0.7	1.6	0.4	4	0.0	3.0	0.9	4	8
17	0.4	20.1	16.0	18.7	2.8	58	0.0	18.0	14.0	32	90
18	0.3	10.0	3.5	11.2	1.0	26	0.0	13.9	3.1	17	43
19	1.3	6.8	2.6	7.0	1.3	19	0.0	5.3	4.7	10	29
20	0.5	9.5	7.0	11.3	2.8	31	0.2	12.9	6.0	19	50
Total	14.8	192.6	143.5	214.1	34.0	599	3.2	202.9	115.9	322	921

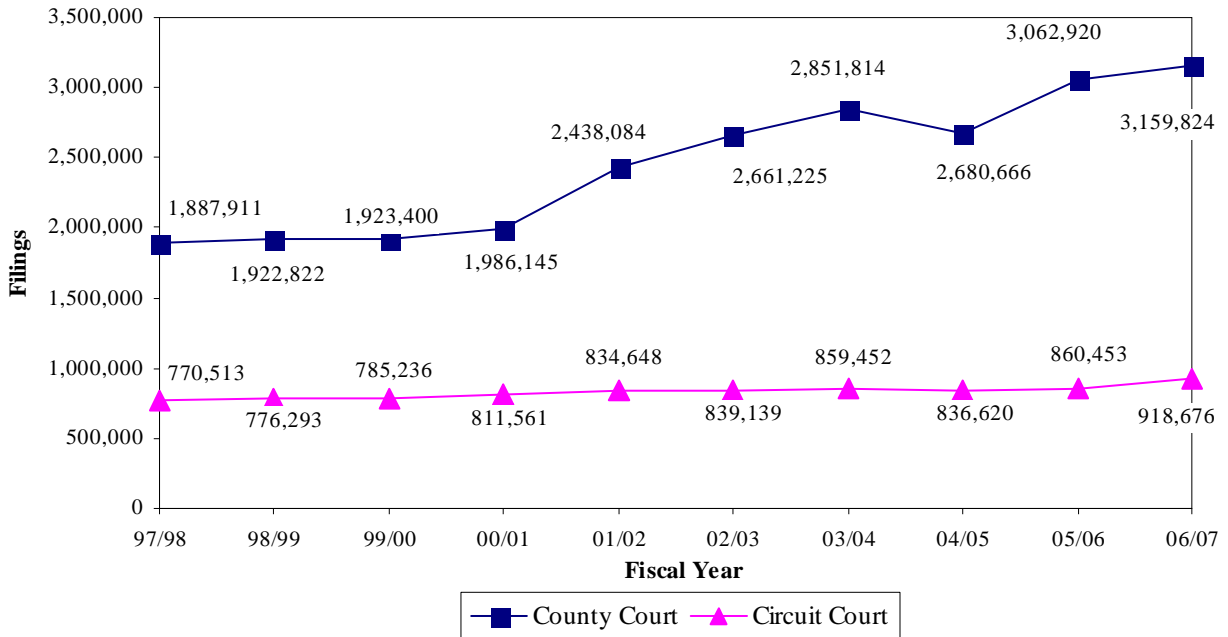
* These data are reported annually by each circuit in the judgeship needs application.

** Family Court includes Domestic Relations, Juvenile Delinquency, Juvenile Dependency, and Termination of Parental Rights.

Overall Statistics ❖ Filings

CIRCUIT AND COUNTY COURT FILINGS*

FY 1997-98 to FY 2006-07

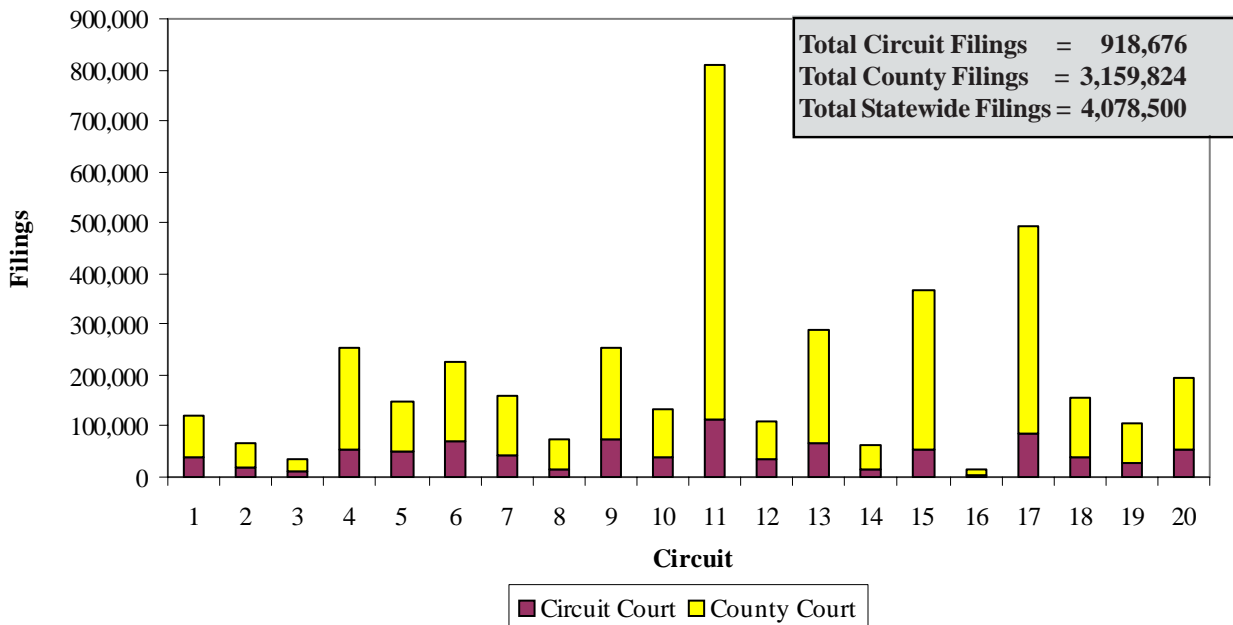


*For Fiscal Year 2001-02, the increase in county court filings is attributed to a refinement in the methodology used to calculate civil traffic infraction activity.

CIRCUIT AND COUNTY COURT FILINGS

by Circuit

FY 2006-07



CIRCUIT AND COUNTY COURT FILINGS
Statewide by Division and Month
FY 2006-07

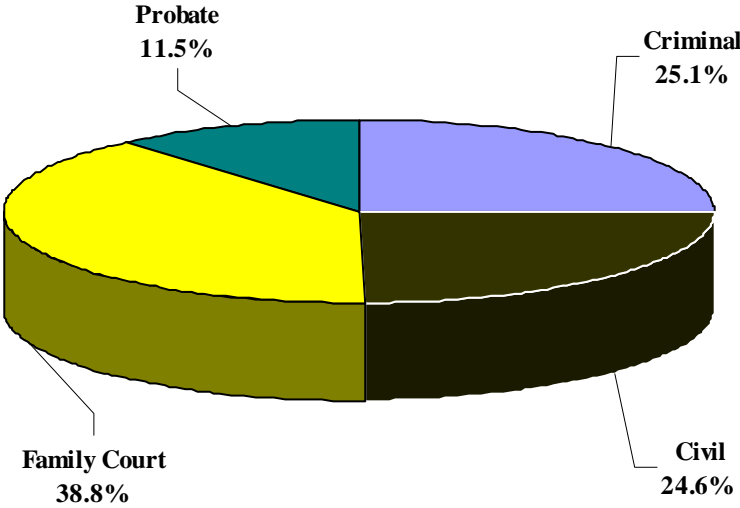
3

Division	Jul	Aug	Sep	Oct	Nov	Dec	Jan	Feb	Mar	Apr	May	Jun	Total
Circuit Court	68,005	77,322	72,474	78,069	69,919	68,179	77,957	76,341	83,889	78,988	84,908	82,625	918,676
Criminal	17,617	20,462	19,413	20,191	17,927	17,637	19,502	19,097	20,014	18,714	19,894	19,949	230,417
Civil	14,181	16,586	15,859	17,820	16,904	17,287	19,152	19,540	21,717	20,894	22,722	23,626	226,288
Family Court*	27,787	30,833	28,616	30,977	27,122	25,277	30,440	29,054	32,533	30,352	33,060	30,434	356,485
Probate	8,420	9,441	8,586	9,081	7,966	7,978	8,863	8,650	9,625	9,028	9,232	8,616	105,486
County Court	260,590	280,769	264,758	267,551	251,969	247,224	265,115	242,583	267,981	266,355	277,847	267,082	3,159,824
Criminal	93,967	98,695	97,250	94,592	88,601	89,328	93,124	86,970	98,783	92,193	99,827	93,998	1,127,328
Civil**	166,623	182,074	167,508	172,959	163,368	157,896	171,991	155,613	169,198	174,162	178,020	173,084	2,032,496
Total	328,595	358,091	337,232	345,620	321,888	315,403	343,072	318,924	351,870	345,343	362,755	349,707	4,078,500

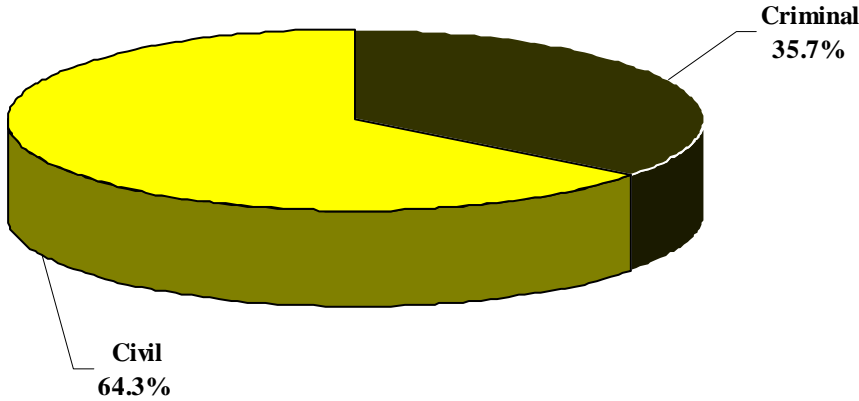
* Family Court filings include Domestic Relations, Juvenile Delinquency, Juvenile Dependency, and Termination of Parental Rights.

** These data do not include all Civil Traffic Infractions reported to the Department of Highway Safety and Motor Vehicles by the clerks of court. They only represent those Civil Traffic Infraction filings involving a judge or hearing officer.

CIRCUIT COURT FILINGS
by Division
FY 2006-07

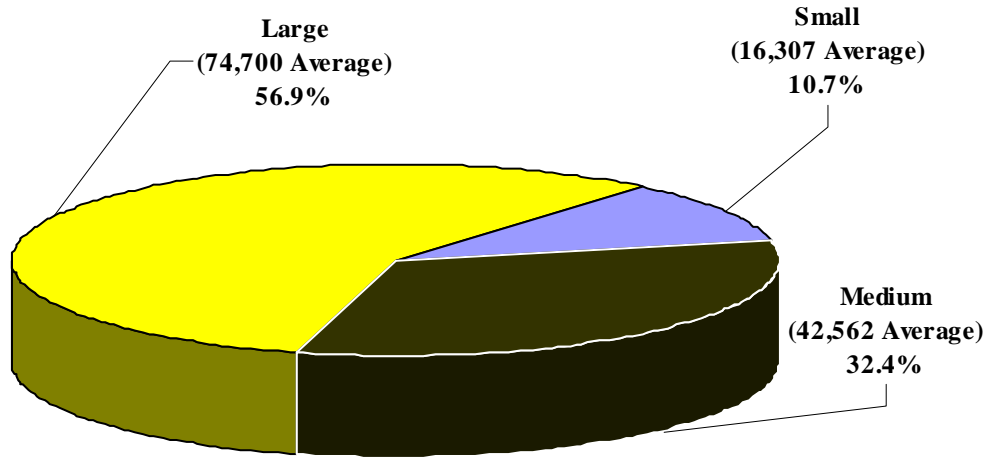


COUNTY COURT FILINGS
by Division
FY 2006-07

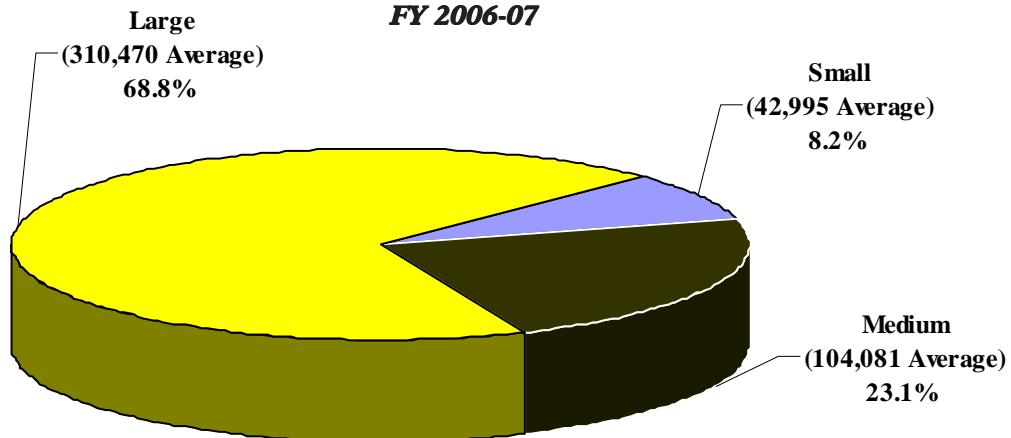


3

CIRCUIT COURT FILINGS
*by Circuit Size**
 FY 2006-07



COUNTY COURT FILINGS
*by Circuit Size**
 FY 2006-07



*Small Circuits- 2nd, 3rd, 8th, 14th, 16th, 19th;
 Medium Circuits- 1st, 5th, 7th, 10th, 12th, 18th, 20th;
 Large Circuits- 4th, 6th, 9th, 11th, 13th, 15th, 17th (as defined in the Glossary).

CIRCUIT AND COUNTY COURT FILINGS
by Division and Circuit/County
 FY 2006-07

Circuit/County	Circuit Court					County Court			Total
	Criminal	Civil	Family Court*	Probate	Total	Criminal	Civil**	Total	
Circuit 1	10,941	6,568	16,760	4,224	38,493	40,385	42,977	83,362	121,855
Escambia	5,665	2,740	7,835	2,118	18,358	16,547	17,724	34,271	52,629
Okaloosa	2,853	1,651	4,847	1,251	10,602	10,961	12,797	23,758	34,360
Santa Rosa	1,621	1,298	2,977	555	6,451	7,612	9,093	16,705	23,156
Walton	802	879	1,101	300	3,082	5,265	3,363	8,628	11,710
Circuit 2	5,995	4,534	6,958	3,045	20,532	18,563	27,803	46,366	66,898
Franklin	433	177	341	84	1,035	1,443	656	2,099	3,134
Gadsden	937	456	1,496	637	3,526	3,463	5,353	8,816	12,342
Jefferson	226	150	223	103	702	489	1,187	1,676	2,378
Leon	3,878	3,392	4,038	1,987	13,295	11,679	17,873	29,552	42,847
Liberty	109	48	204	43	404	353	693	1,046	1,450
Wakulla	412	311	656	191	1,570	1,136	2,041	3,177	4,747
Circuit 3	2,399	1,406	5,117	1,219	10,141	9,951	13,693	23,644	33,785
Columbia	870	541	1,686	432	3,529	3,725	4,691	8,416	11,945
Dixie	166	91	505	147	909	634	934	1,568	2,477
Hamilton	271	103	280	81	735	813	990	1,803	2,538
Lafayette	90	49	150	33	322	222	393	615	937
Madison	287	159	543	128	1,117	1,028	2,772	3,800	4,917
Suwannee	411	312	1,249	225	2,197	2,101	2,456	4,557	6,754
Taylor	304	151	704	173	1,332	1,428	1,457	2,885	4,217
Circuit 4	12,811	12,712	23,125	5,639	54,287	92,785	106,295	199,080	253,367
Clay	1,097	1,483	3,101	543	6,224	6,329	13,950	20,279	26,503
Duval	11,069	10,609	18,615	4,795	45,088	82,752	88,412	171,164	216,252
Nassau	645	620	1,409	301	2,975	3,704	3,933	7,637	10,612

CIRCUIT AND COUNTY COURT FILINGS, Continued
by Division and Circuit/County
FY 2006-07

Circuit/County	Circuit Court					County Court			Total
	Criminal	Civil	Family Court*	Probate	Total	Criminal	Civil**	Total	
Circuit 5	12,287	10,151	19,979	6,648	49,065	41,707	58,355	100,062	149,127
Citrus	1,360	1,233	2,829	1,143	6,565	5,679	7,562	13,241	19,806
Hernando	2,185	2,104	3,365	1,530	9,184	5,903	13,576	19,479	28,663
Lake	3,685	2,372	4,929	1,661	12,647	12,243	14,575	26,818	39,465
Marion	4,393	3,032	7,763	2,015	17,203	15,385	17,080	32,465	49,668
Suwannee	664	1,410	1,093	299	3,466	2,497	5,562	8,059	11,525
Circuit 6	20,010	16,108	25,222	9,248	70,588	79,536	77,493	157,029	227,617
Pasco	4,283	5,085	8,086	2,975	20,429	19,113	22,318	41,431	61,860
Pinellas	15,727	11,023	17,136	6,273	50,159	60,423	55,175	115,598	165,757
Circuit 7	9,917	8,869	17,107	5,900	41,793	59,989	56,957	116,946	158,739
Flagler	698	1,248	2,076	581	4,603	3,164	5,519	8,683	13,286
Putnam	839	733	1,983	534	4,089	4,646	5,201	9,847	13,936
St. Johns	1,923	1,411	2,989	763	7,086	8,719	11,531	20,250	27,336
Volusia	6,457	5,477	10,059	4,022	26,015	43,460	34,706	78,166	104,181
Circuit 8	4,253	2,549	7,602	2,467	16,871	23,302	33,275	56,577	73,448
Alachua	2,426	1,527	4,907	1,685	10,545	15,811	22,440	38,251	48,796
Baker	343	220	590	255	1,408	1,337	2,246	3,583	4,991
Bradford	458	213	463	112	1,246	1,750	4,314	6,064	7,310
Gilchrist	168	115	431	67	781	1,161	968	2,129	2,910
Levy	668	355	962	275	2,260	2,797	2,704	5,501	7,761
Union	190	119	249	73	631	446	603	1,049	1,680
Circuit 9	21,797	18,050	29,814	5,024	74,685	67,115	111,709	178,824	253,509
Orange	18,674	13,660	23,605	3,967	59,906	53,278	90,461	143,739	203,645
Osceola	3,123	4,390	6,209	1,057	14,779	13,837	21,248	35,085	49,864

CIRCUIT AND COUNTY COURT FILINGS, Continued
by Division and Circuit/County
FY 2006-07

Circuit/County	Circuit Court					County Court			Total
	Criminal	Civil	Family Court*	Probate	Total	Criminal	Civil**	Total	
Circuit 10	8,908	7,617	18,665	4,656	39,846	43,841	47,494	91,335	131,181
Hardee	295	205	808	140	1,448	2,691	2,570	5,261	6,709
Highlands	1,097	1,026	1,983	1,144	5,250	3,648	6,469	10,117	15,367
Polk	7,516	6,386	15,874	3,372	33,148	37,502	38,455	75,957	109,105
Circuit 11	29,177	35,569	38,999	10,378	114,123	159,784	536,647	696,431	810,554
Dade	29,177	35,569	38,999	10,378	114,123	159,784	536,647	696,431	810,554
Circuit 12	8,635	6,907	12,842	5,275	33,659	38,319	38,718	77,037	110,696
Desoto	546	266	757	118	1,687	2,322	2,205	4,527	6,214
Manatee	3,616	2,811	5,985	1,881	14,293	15,935	13,884	29,819	44,112
Sarasota	4,473	3,830	6,100	3,276	17,679	20,062	22,629	42,691	60,370
Circuit 13	19,826	14,022	26,024	5,780	65,652	81,395	141,885	223,280	288,932
Hillsborough	19,826	14,022	26,024	5,780	65,652	81,395	141,885	223,280	288,932
Circuit 14	5,434	2,769	6,713	1,867	16,783	24,151	21,100	45,251	62,034
Bay	3,622	1,765	3,959	1,037	10,383	17,147	11,408	28,555	38,938
Calhoun	315	109	366	73	863	906	1,090	1,996	2,859
Gulf	281	190	323	81	875	913	624	1,537	2,412
Holmes	338	126	420	114	998	1,268	1,387	2,655	3,653
Jackson	600	349	1,099	362	2,410	2,547	3,933	6,480	8,890
Washington	278	230	546	200	1,254	1,370	2,658	4,028	5,282
Circuit 15	11,777	18,222	18,525	7,882	56,406	83,374	229,373	312,747	369,153
Palm Beach	11,777	18,222	18,525	7,882	56,406	83,374	229,373	312,747	369,153
Circuit 16	1,490	1,218	1,686	611	5,005	3,617	6,150	9,767	14,772
Monroe	1,490	1,218	1,686	611	5,005	3,617	6,150	9,767	14,772

CIRCUIT AND COUNTY COURT FILINGS, Continued
by Division and Circuit/County
FY 2006-07

3

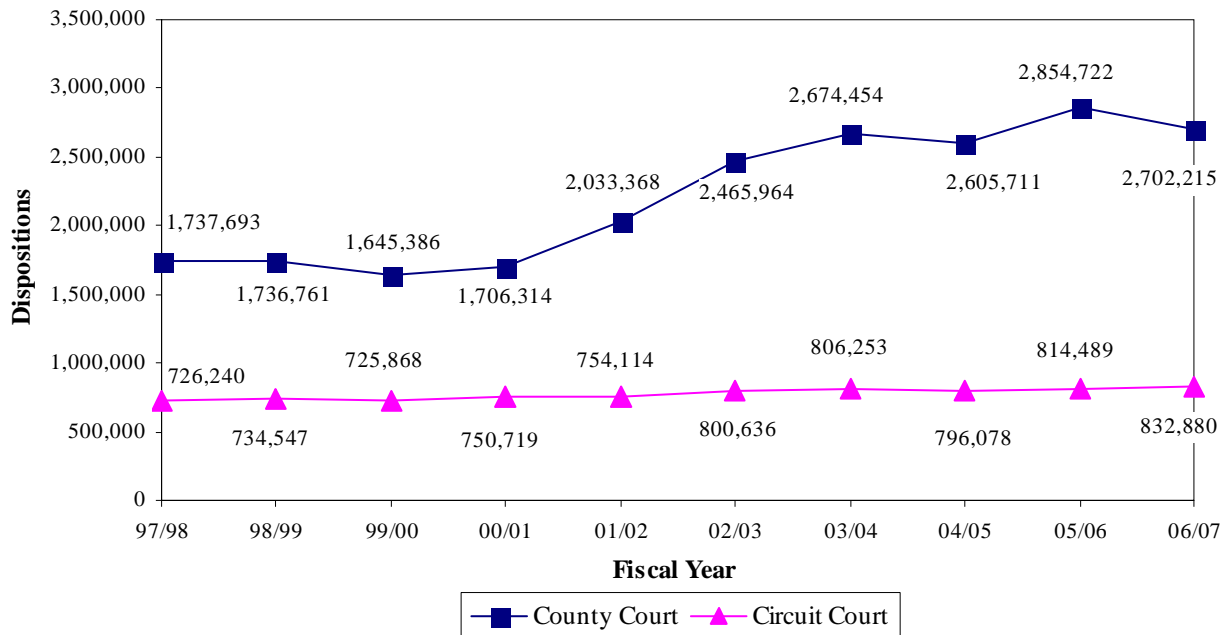
Circuit/County	Circuit Court					County Court			Total
	Criminal	Civil	Family Court*	Probate	Total	Criminal	Civil**	Total	
Circuit 17	18,371	26,837	33,197	8,753	87,158	94,786	311,113	405,899	493,057
Broward	18,371	26,837	33,197	8,753	87,158	94,786	311,113	405,899	493,057
Circuit 18	9,190	8,843	16,623	5,060	39,716	54,232	63,592	117,824	157,540
Brevard	5,358	5,530	9,901	3,108	23,897	37,931	34,831	72,762	96,659
Seminole	3,832	3,313	6,722	1,952	15,819	16,301	28,761	45,062	60,881
Circuit 19	6,158	6,895	11,624	3,833	28,510	35,986	40,378	76,364	104,874
Indian River	1,511	1,380	2,298	1,069	6,258	6,333	8,645	14,978	21,236
Martin	1,369	1,423	2,436	768	5,996	10,189	9,873	20,062	26,058
Okeechobee	759	382	1,183	260	2,584	2,393	3,024	5,417	8,001
St. Lucie	2,519	3,710	5,707	1,736	13,672	17,071	18,836	35,907	49,579
Circuit 20	11,041	16,442	19,903	7,977	55,363	74,510	67,489	141,999	197,362
Charlotte	1,893	2,303	3,465	1,986	9,647	5,473	9,356	14,829	24,476
Collier	2,468	3,367	4,652	1,731	12,218	24,028	20,699	44,727	56,945
Glades	225	97	226	42	590	1,120	2,327	3,447	4,037
Hendry	793	443	1,005	223	2,464	3,484	2,148	5,632	8,096
Lee	5,662	10,232	10,555	3,995	30,444	40,405	32,959	73,364	103,808
State Total	230,417	226,288	356,485	105,486	918,676	1,127,328	2,032,496	3,159,824	4,078,500

* Family Court filings include Domestic Relations, Juvenile Delinquency, Juvenile Dependency, and Termination of Parental Rights.

** These data do not include all Civil Traffic Infractions reported to the Department of Highway Safety and Motor Vehicles by the clerks of court. They only represent those Civil Traffic Infraction filings involving a judge or hearing officer.

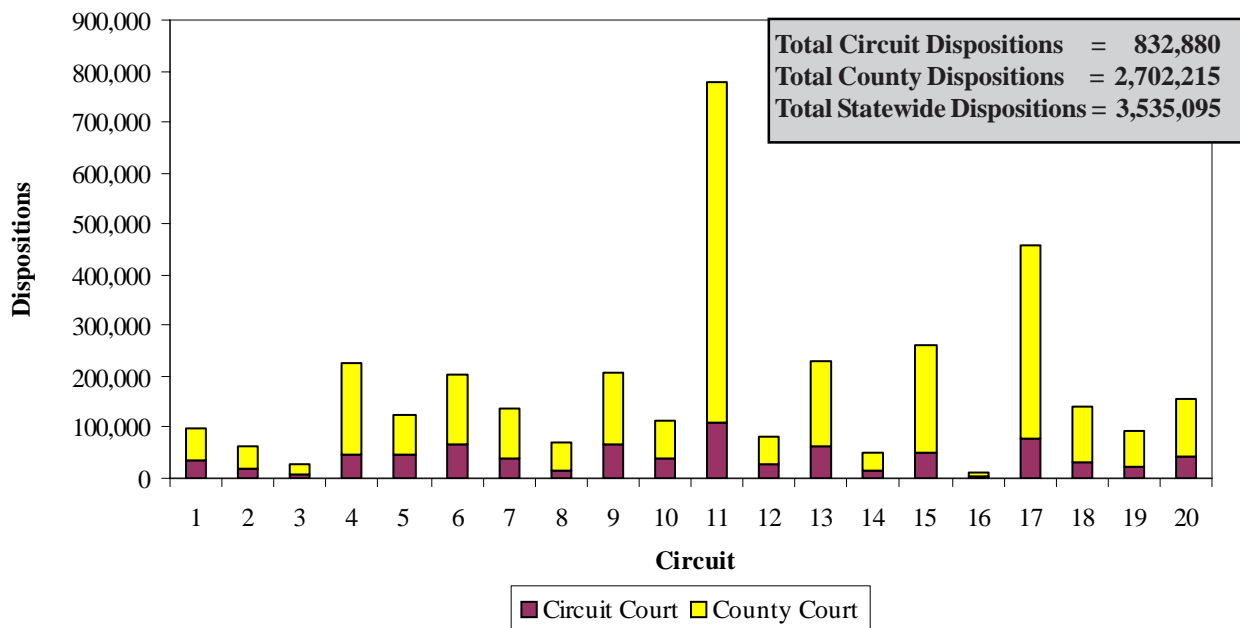
Overall Statistics ❖ **Dispositions**

CIRCUIT AND COUNTY COURT DISPOSITIONS*
FY 1997-98 to FY 2006-07



*For Fiscal Year 2001-02, the increase in county court dispositions is attributed to a refinement in the methodology used to calculate civil traffic infraction activity.

CIRCUIT AND COUNTY COURT DISPOSITIONS
by Circuit
FY 2006-07



CIRCUIT AND COUNTY COURT DISPOSITIONS
Statewide by Division and Month
FY 2006-07

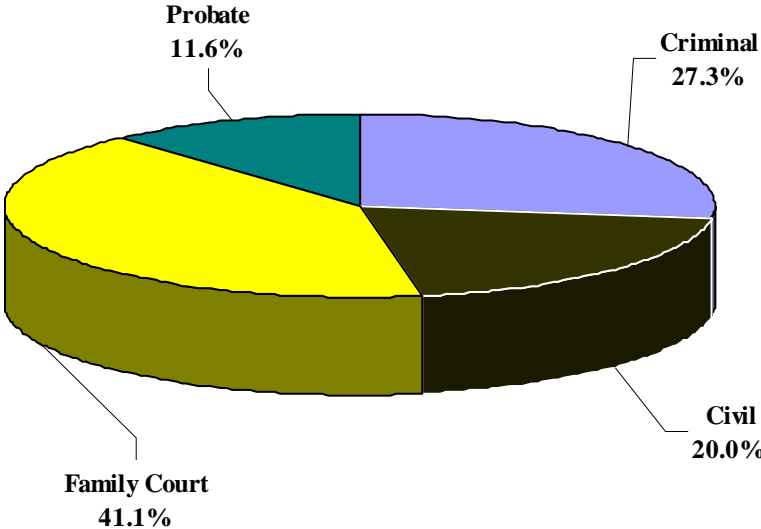
3

Division	Jul	Aug	Sep	Oct	Nov	Dec	Jan	Feb	Mar	Apr	May	Jun	Total
Circuit Court	63,654	74,678	67,476	72,862	67,375	58,010	71,357	66,679	74,300	69,573	75,929	70,987	832,880
Criminal	16,315	19,635	18,398	19,499	18,945	14,730	20,063	19,683	21,006	19,239	20,755	18,861	227,129
Civil	12,097	14,035	12,850	14,288	13,177	11,860	14,365	13,108	15,003	14,332	15,491	15,737	166,343
Family Court*	27,333	32,179	28,105	30,726	27,276	24,079	28,643	26,455	29,970	28,321	31,186	28,337	342,610
Probate	7,909	8,829	8,123	8,349	7,977	7,341	8,286	7,433	8,321	7,681	8,497	8,052	96,798
County Court	225,673	243,831	233,513	237,888	212,577	188,203	226,639	217,303	229,730	224,021	233,694	229,143	2,702,215
Criminal	81,129	86,404	82,305	81,833	76,505	68,319	81,142	78,086	84,399	80,708	85,594	83,034	969,458
Civil**	144,544	157,427	151,208	156,055	136,072	119,884	145,497	139,217	145,331	143,313	148,100	146,109	1,732,757
Total	289,327	318,509	300,989	310,750	279,952	246,213	297,996	283,982	304,030	293,594	309,623	300,130	3,535,095

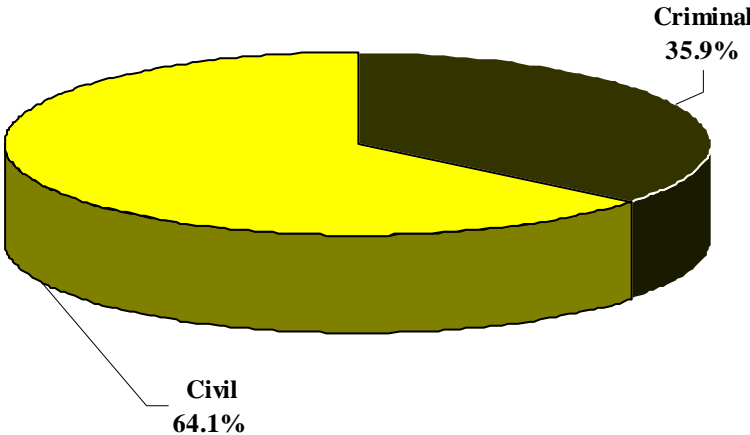
* Family Court dispositions include Domestic Relations, Juvenile Delinquency, Juvenile Dependency with the exception of Termination of Parental Rights (TPR) Dispositions. The number of dispositions in TPR cases is not collected as part of the Summary Reporting System.

** These data do not include all Civil Traffic Infractions reported to the Department of Highway Safety and Motor Vehicles by the clerks of court. They only represent those Civil Traffic Infraction filings involving a judge or hearing officer.

CIRCUIT COURT DISPOSITIONS
by Division
FY 2006-07



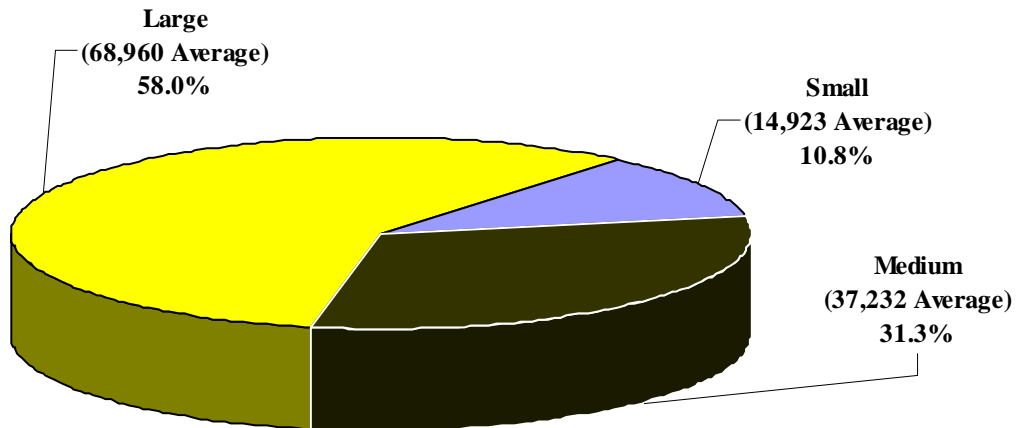
COUNTY COURT DISPOSITIONS
by Division
FY 2006-07



CIRCUIT COURT DISPOSITIONS

by Circuit Size*

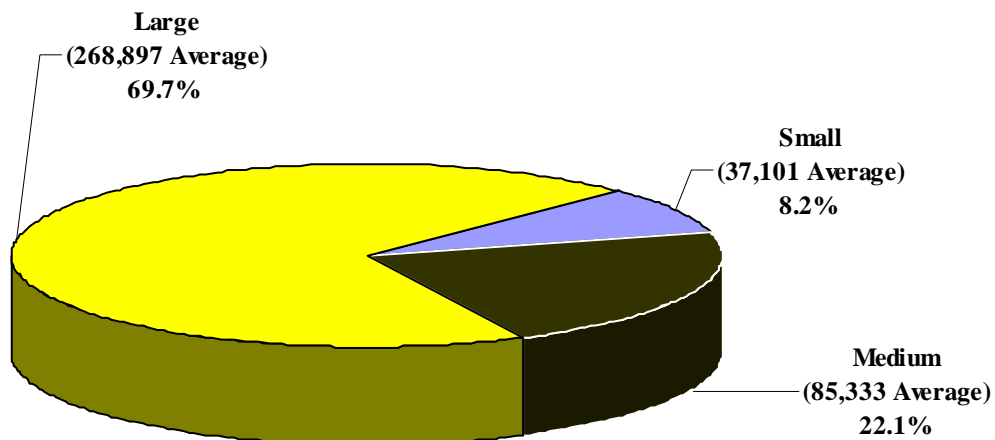
FY 2006-07



COUNTY COURT DISPOSITIONS

by Circuit Size*

FY 2006-07



*Small Circuits- 2nd, 3rd, 8th, 14th, 16th, 19th;
 Medium Circuits- 1st, 5th, 7th, 10th, 12th, 18th, 20th;
 Large Circuits- 4th, 6th, 9th, 11th, 13th, 15th, 17th (as defined in the Glossary).

Overall Statistics ❖ Dispositions

CIRCUIT AND COUNTY COURT DISPOSITIONS
by Division and Circuit/County
FY 2006-07

Circuit/County	Circuit Court					County Court			Total
	Criminal	Civil	Family Court*	Probate	Total	Criminal	Civil**	Total	
Circuit 1	10,789	5,096	15,034	4,064	34,983	34,230	29,237	63,467	98,450
Escambia	5,817	2,381	6,859	2,258	17,315	14,475	12,991	27,466	44,781
Okaloosa	2,924	1,128	4,418	1,007	9,477	9,540	7,414	16,954	26,431
Santa Rosa	1,319	992	2,778	586	5,675	6,101	5,859	11,960	17,635
Walton	729	595	979	213	2,516	4,114	2,973	7,087	9,603
Circuit 2	6,247	3,995	6,717	2,094	19,053	14,910	27,330	42,240	61,293
Franklin	485	103	279	10	877	1,247	961	2,208	3,085
Gadsden	1,006	303	1,479	61	2,849	2,239	6,482	8,721	11,570
Jefferson	197	70	169	20	456	356	480	836	1,292
Leon	4,065	3,256	4,082	1,844	13,247	9,831	16,032	25,863	39,110
Liberty	107	24	156	17	304	217	908	1,125	1,429
Wakulla	387	239	552	142	1,320	1,020	2,467	3,487	4,807
Circuit 3	2,287	1,101	4,473	876	8,737	8,710	8,395	17,105	25,842
Columbia	899	464	1,627	358	3,348	3,411	3,556	6,967	10,315
Dixie	149	30	382	75	636	490	527	1,017	1,653
Hamilton	216	102	283	1	602	629	531	1,160	1,762
Lafayette	40	24	103	31	198	148	151	299	497
Madison	257	149	466	104	976	760	1,140	1,900	2,876
Suwannee	449	252	1,034	159	1,894	2,151	1,283	3,434	5,328
Taylor	277	80	578	148	1,083	1,121	1,207	2,328	3,411
Circuit 4	12,539	9,272	20,917	5,000	47,728	67,209	111,103	178,312	226,040
Clay	1,152	1,257	2,656	423	5,488	6,168	26,990	33,158	38,646
Duval	10,463	7,578	16,964	4,304	39,309	58,110	72,955	131,065	170,374
Nassau	924	437	1,297	273	2,931	2,931	11,158	14,089	17,020

CIRCUIT AND COUNTY COURT DISPOSITIONS, Continued
by Division and Circuit/County
 FY 2006-07

Circuit/County	Circuit Court					County Court			Total
	Criminal	Civil	Family Court*	Probate	Total	Criminal	Civil**	Total	
Circuit 5	12,262	7,726	19,749	6,465	46,202	34,640	43,326	77,966	124,168
Citrus	1,138	924	2,512	1,162	5,736	4,136	5,460	9,596	15,332
Hernando	2,225	1,386	3,852	1,348	8,811	4,978	9,795	14,773	23,584
Lake	3,366	1,973	4,476	1,589	11,404	10,195	11,361	21,556	32,960
Marion	4,885	2,124	7,689	2,082	16,780	13,101	13,259	26,360	43,140
Sumter	648	1,319	1,220	284	3,471	2,230	3,451	5,681	9,152
Circuit 6	19,896	11,902	25,205	8,935	65,938	66,235	70,077	136,312	202,250
Pasco	4,041	3,311	7,757	2,877	17,986	15,600	18,403	34,003	51,989
Pinellas	15,855	8,591	17,448	6,058	47,952	50,635	51,674	102,309	150,261
Circuit 7	9,342	6,709	16,423	5,902	38,376	50,509	49,486	99,995	138,371
Flagler	507	716	1,811	528	3,562	1,994	3,388	5,382	8,944
Putnam	1,030	591	1,918	429	3,968	4,057	3,768	7,825	11,793
St. Johns	1,824	1,053	2,453	787	6,117	7,142	8,262	15,404	21,521
Volusia	5,981	4,349	10,241	4,158	24,729	37,316	34,068	71,384	96,113
Circuit 8	4,869	2,490	7,227	2,427	17,013	20,121	32,178	52,299	69,312
Alachua	3,020	1,516	4,579	1,659	10,774	14,220	20,619	34,839	45,613
Baker	343	229	582	261	1,415	967	1,509	2,476	3,891
Bradford	433	222	450	129	1,234	1,415	3,063	4,478	5,712
Gilchrist	207	89	463	57	816	964	786	1,750	2,566
Levy	649	310	937	255	2,151	2,151	5,674	7,825	9,976
Union	217	124	216	66	623	404	527	931	1,554
Circuit 9	21,482	12,629	28,831	4,653	67,595	53,828	87,492	141,320	208,915
Orange	18,521	9,766	22,683	3,629	54,599	44,008	68,782	112,790	167,389
Osceola	2,961	2,863	6,148	1,024	12,996	9,820	18,710	28,530	41,526

Overall Statistics ❖ Dispositions

CIRCUIT AND COUNTY COURT DISPOSITIONS, Continued
by Division and Circuit/County
FY 2006-07

Circuit/County	Circuit Court					County Court			Total
	Criminal	Civil	Family Court*	Probate	Total	Criminal	Civil**	Total	
Circuit 10	8,636	5,991	18,311	4,905	37,843	40,445	36,963	77,408	115,251
Hardee	304	147	581	107	1,139	2,253	951	3,204	4,343
Highlands	873	785	2,197	1,152	5,007	3,262	3,627	6,889	11,896
Polk	7,459	5,059	15,533	3,646	31,697	34,930	32,385	67,315	99,012
Circuit 11	30,943	28,807	37,855	10,535	108,140	141,455	529,717	671,172	779,312
Dade	30,943	28,807	37,855	10,535	108,140	141,455	529,717	671,172	779,312
Circuit 12	7,632	4,523	11,885	4,127	28,167	30,144	25,634	55,778	83,945
Desoto	448	19	445	87	999	1,632	1,168	2,800	3,799
Manatee	3,520	1,977	5,633	1,709	12,839	12,814	9,758	22,572	35,411
Sarasota	3,664	2,527	5,807	2,331	14,329	15,698	14,708	30,406	44,735
Circuit 13	20,578	10,203	27,910	5,857	64,548	67,521	96,921	164,442	228,990
Hillsborough	20,578	10,203	27,910	5,857	64,548	67,521	96,921	164,442	228,990
Circuit 14	5,019	2,200	6,184	1,729	15,132	21,104	16,342	37,446	52,578
Bay	3,250	1,388	3,665	1,070	9,373	15,823	9,493	25,316	34,689
Calhoun	341	64	257	4	666	684	1,675	2,359	3,025
Gulf	285	107	290	30	712	661	468	1,129	1,841
Holmes	302	159	456	102	1,019	1,034	867	1,901	2,920
Jackson	533	319	1,148	331	2,331	1,773	2,626	4,399	6,730
Washington	308	163	368	192	1,031	1,129	1,213	2,342	3,373
Circuit 15	12,528	11,841	18,088	7,167	49,624	106,487	106,701	213,188	262,812
Palm Beach	12,528	11,841	18,088	7,167	49,624	106,487	106,701	213,188	262,812
Circuit 16	1,344	820	1,545	500	4,209	3,030	3,304	6,334	10,543
Monroe	1,344	820	1,545	500	4,209	3,030	3,304	6,334	10,543

3

CIRCUIT AND COUNTY COURT DISPOSITIONS, Continued
by Division and Circuit/County
FY 2006-07

Circuit/County	Circuit Court					County Court			Total
	Criminal	Civil	Family Court*	Probate	Total	Criminal	Civil**	Total	
Circuit 17	18,031	21,279	33,148	6,690	79,148	77,845	299,688	377,533	456,681
Broward	18,031	21,279	33,148	6,690	79,148	77,845	299,688	377,533	456,681
Circuit 18	8,351	5,446	13,948	4,072	31,817	45,427	62,189	107,616	139,433
Brevard	4,766	2,808	7,527	2,089	17,190	30,232	28,620	58,852	76,042
Seminole	3,585	2,638	6,421	1,983	14,627	15,195	33,569	48,764	63,391
Circuit 19	6,417	4,465	10,744	3,766	25,392	26,737	40,442	67,179	92,571
Indian River	1,391	913	2,116	1,077	5,497	4,777	7,472	12,249	17,746
Martin	1,345	991	2,186	819	5,341	8,354	7,925	16,279	21,620
Okeechobee	722	312	958	183	2,175	1,960	3,130	5,090	7,265
St. Lucie	2,959	2,249	5,484	1,687	12,379	11,646	21,915	33,561	45,940
Circuit 20	7,937	9,848	18,416	7,034	43,235	58,871	56,232	115,103	158,338
Charlotte	1,811	1,597	3,214	1,780	8,402	4,515	6,662	11,177	19,579
Collier	2,493	2,268	4,293	1,610	10,664	19,173	17,003	36,176	46,840
Glades	138	46	104	19	307	722	1,834	2,556	2,863
Hendry	452	335	891	192	1,870	2,780	2,028	4,808	6,678
Lee	3,043	5,602	9,914	3,433	21,992	31,681	28,705	60,386	82,378
State Total	227,129	166,343	342,610	96,798	832,880	969,458	1,732,757	2,702,215	3,535,095

* Family Court includes Domestic Relations, Juvenile Delinquency and Dependency with the exception of Termination of Parental Rights (TPR) Dispositions. The number of dispositions in TPR cases is not collected as part of the Summary Reporting System.

** These data do not include all Civil Traffic Infractions reported to the Department of Highway Safety and Motor Vehicles by the clerks of court. They only represent those Civil Traffic Infraction filings involving a judge or hearing officer.