

Circuit Civil ❖ **Overview**

The Circuit Civil division includes the following four categories of civil cases: professional malpractice and product liability, auto and other negligence, contracts, and other circuit civil. Within these categories are the following case types:

Professional Malpractice and Product Liability - professional malpractice and product liability

Auto and Other Negligence - auto negligence and other negligence

Contracts - condominium, contract and indebtedness, real property, and mortgage foreclosure

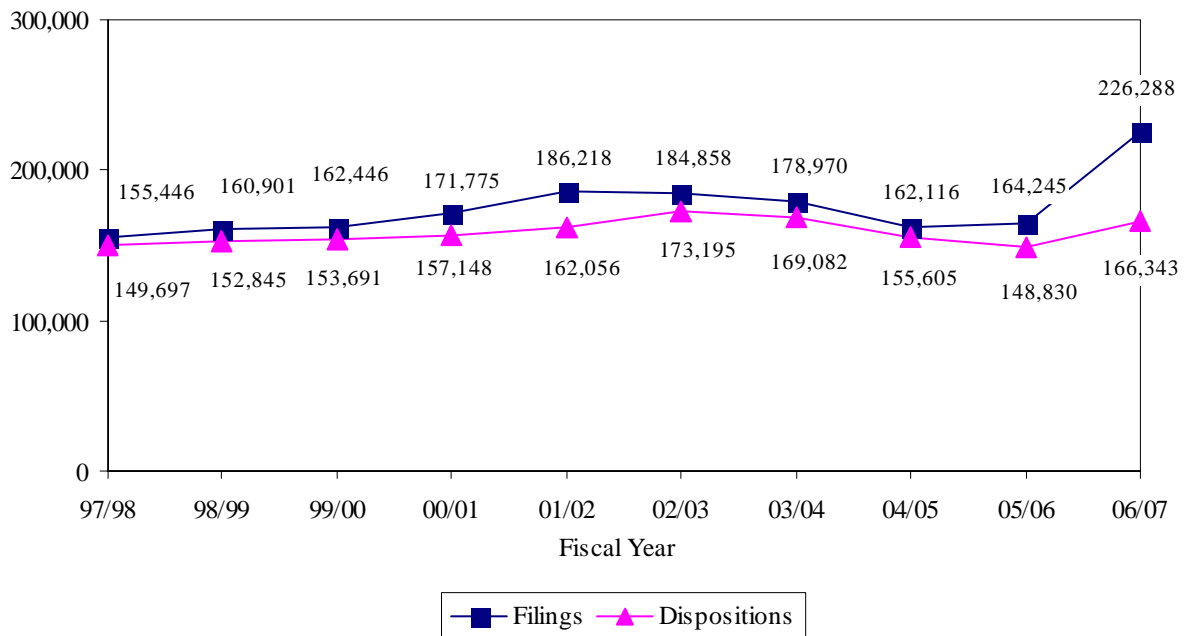
Other Circuit Civil - eminent domain and other⁴

In the Circuit Civil division, *Filings* correspond to each complaint or petition filed.

Dispositions correspond to each complaint or petition disposed. *Jury Trials* are defined as trials in which a group of citizens is impaneled, selected and sworn to determine the issues of fact in a case.

CIRCUIT CIVIL FILINGS & DISPOSITIONS*

FY 1997-98 to FY 2006-07



Note: FY 2006-07 filing increase driven by real property/mortgage foreclosure.

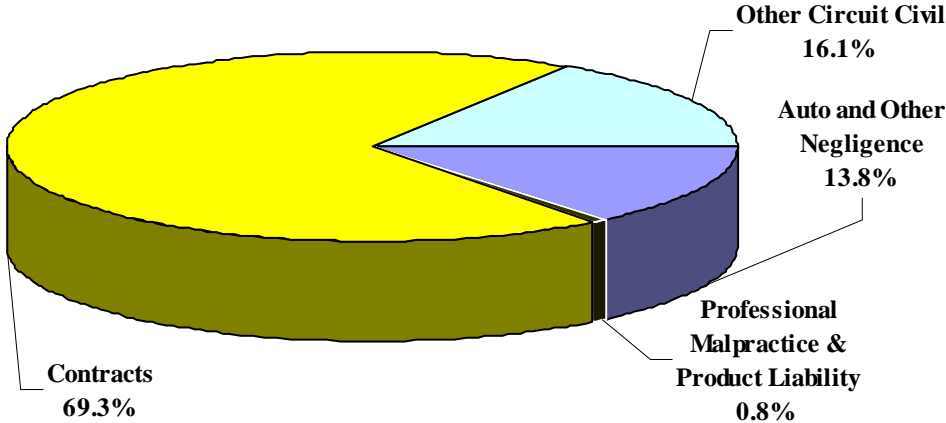
⁴Examples of other cases include: declaratory judgments, injunctions, administrative agency appeals, bond estreatures, replevins, habeas corpus proceedings, forfeitures, interpleaders, and other similar events.

CIRCUIT CIVIL FILINGS
Statewide by Category, Case Type, and Month
FY 2006-07

Category/ Case Type	Jul	Aug	Sep	Oct	Nov	Dec	Jan	Feb	Mar	Apr	May	Jun	Total
Professional Malpractice and Product Liability	167	146	154	140	275	148	141	132	154	145	167	134	1,903
Professional Malpractice	119	93	93	91	95	82	112	101	107	106	104	90	1,193
Product Liability	48	53	61	49	180	66	29	31	47	39	63	44	710
Auto and Other Negligence	2,424	2,702	2,637	2,701	2,441	2,387	2,505	2,638	2,719	2,532	2,816	2,765	31,267
Auto Negligence	1,486	1,677	1,596	1,611	1,475	1,500	1,581	1,699	1,713	1,585	1,711	1,748	19,382
Other Negligence	938	1,025	1,041	1,090	966	887	924	939	1,006	947	1,105	1,017	11,885
Contracts	8,784	10,639	10,257	12,083	11,282	11,807	13,389	13,859	15,482	15,146	16,350	17,698	156,776
Condominium	56	61	37	84	84	78	99	93	123	174	118	165	1,172
Contract & Indebtedness	3,058	3,642	3,255	3,913	3,321	3,230	3,485	3,401	3,784	3,727	4,011	3,937	42,764
Real Property & Mortgage Foreclosure	5,670	6,936	6,965	8,086	7,877	8,499	9,805	10,365	11,575	11,245	12,221	13,596	112,840
Other Circuit Civil	2,806	3,099	2,811	2,896	2,906	2,945	3,117	2,911	3,362	3,071	3,389	3,029	36,342
Eminent Domain	193	124	92	104	88	58	184	189	215	105	254	43	1,649
Other	2,613	2,975	2,719	2,792	2,818	2,887	2,933	2,722	3,147	2,966	3,135	2,986	34,693
Total	14,181	16,586	15,859	17,820	16,904	17,287	19,152	19,540	21,717	20,894	22,722	23,626	226,288

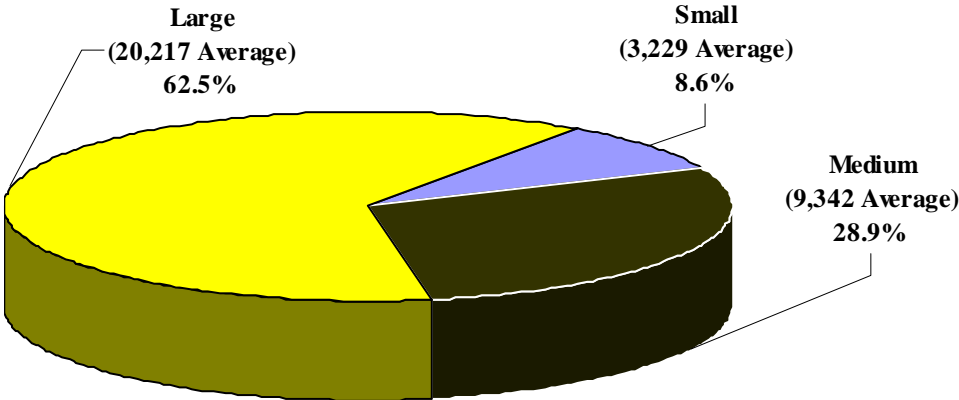
5

CIRCUIT CIVIL FILINGS
by Category
FY 2006-07



5

CIRCUIT CIVIL FILINGS
*by Circuit Size**
FY 2006-07



*Small Circuits- 2nd, 3rd, 8th, 14th, 16th, 19th;
Medium Circuits- 1st, 5th, 7th, 10th, 12th, 18th, 20th;
Large Circuits- 4th, 6th, 9th, 11th, 13th, 15th, 17th (as defined in the Glossary).

CIRCUIT CIVIL FILINGS
by Case Type and Circuit
FY 2006-07

Circuit	Professional Malpractice	Product Liability	Auto Negligence	Other Negligence	Condominium	Contract & Indebtedness	Real Property & Mortgage Foreclosure	Eminent Domain	Other	Total
1	48	23	516	242	7	1,503	3,190	9	1,030	6,568
2	29	11	351	202	1	425	1,361	36	2,118	4,534
3	11	2	110	57	0	206	619	11	390	1,406
4	52	42	1,488	601	22	1,957	6,505	172	1,873	12,712
5	60	27	718	362	0	1,496	5,176	69	2,243	10,151
6	99	29	2,022	1,065	7	3,142	8,225	38	1,481	16,108
7	51	16	785	499	7	1,314	4,961	10	1,226	8,869
8	22	21	169	128	0	405	1,105	5	694	2,549
9	66	25	1,686	807	152	2,767	9,920	525	2,102	18,050
10	43	11	759	235	0	1,109	4,055	105	1,300	7,617
11	189	102	2,156	2,366	796	6,994	16,656	19	6,291	35,569
12	48	11	615	238	6	1,447	3,353	7	1,182	6,907
13	134	47	2,043	729	0	3,170	6,582	70	1,247	14,022
14	10	3	139	83	42	541	1,226	26	699	2,769
15	106	203	1,789	1,052	47	4,243	8,414	140	2,228	18,222
16	5	2	85	98	1	222	532	3	270	1,218
17	92	84	1,781	1,879	45	5,291	12,685	145	4,835	26,837
18	31	15	772	421	4	1,647	4,925	51	977	8,843
19	49	15	561	284	15	1,283	3,621	30	1,037	6,895
20	48	21	837	537	20	3,602	9,729	178	1,470	16,442
Total	1,193	710	19,382	11,885	1,172	42,764	112,840	1,649	34,693	226,288

5

CIRCUIT CIVIL FILINGS
by Category and Circuit/County
FY 2006-07

Circuit/County	Professional Malpractice & Product Liability	Auto & Other Negligence	Contracts	Other Circuit Civil	Total
Circuit 1	71	758	4,700	1,039	6,568
Escambia	36	373	1,984	347	2,740
Okaloosa	24	213	1,086	328	1,651
Santa Rosa	10	111	974	203	1,298
Walton	1	61	656	161	879
Circuit 2	40	553	1,787	2,154	4,534
Franklin	2	8	99	68	177
Gadsden	6	55	268	127	456
Jefferson	0	9	53	88	150
Leon	31	448	1,188	1,725	3,392
Liberty	0	6	31	11	48
Wakulla	1	27	148	135	311
Circuit 3	13	167	825	401	1,406
Columbia	11	69	328	133	541
Dixie	0	1	48	42	91
Hamilton	0	8	46	49	103
Lafayette	0	1	13	35	49
Madison	0	16	102	41	159
Suwannee	1	48	206	57	312
Taylor	1	24	82	44	151
Circuit 4	94	2,089	8,484	2,045	12,712
Clay	9	180	1,082	212	1,483
Duval	80	1,839	7,010	1,680	10,609
Nassau	5	70	392	153	620

CIRCUIT CIVIL FILINGS, Continued
by Category and Circuit/County
FY 2006-07

Circuit/County	Professional Malpractice & Product Liability	Auto & Other Negligence	Contracts	Other Circuit Civil	Total
Circuit 5	87	1,080	6,672	2,312	10,151
Citrus	22	122	939	150	1,233
Hernando	19	273	1,519	293	2,104
Lake	15	257	1,839	261	2,372
Marion	28	370	2,152	482	3,032
Sumter	3	58	223	1,126	1,410
Circuit 6	128	3,087	11,374	1,519	16,108
Pasco	26	691	3,989	379	5,085
Pinellas	102	2,396	7,385	1,140	11,023
Circuit 7	67	1,284	6,282	1,236	8,869
Flagler	4	120	968	156	1,248
Putnam	8	85	537	103	733
St. Johns	9	192	900	310	1,411
Volusia	46	887	3,877	667	5,477
Circuit 8	43	297	1,510	699	2,549
Alachua	25	238	946	318	1,527
Baker	0	16	83	121	220
Bradford	18	4	121	70	213
Gilchrist	0	4	74	37	115
Levy	0	29	240	86	355
Union	0	6	46	67	119
Circuit 9	91	2,493	12,839	2,627	18,050
Orange	78	2,136	9,295	2,151	13,660
Osceola	13	357	3,544	476	4,390

CIRCUIT CIVIL FILINGS, Continued
by Category and Circuit/County
FY 2006-07

Circuit/County	Professional Malpractice & Product Liability	Auto & Other Negligence	Contracts	Other Circuit Civil	Total
Circuit 10	54	994	5,164	1,405	7,617
Hardee	0	28	87	90	205
Highlands	14	91	777	144	1,026
Polk	40	875	4,300	1,171	6,386
Circuit 11	291	4,522	24,446	6,310	35,569
Dade	291	4,522	24,446	6,310	35,569
Circuit 12	59	853	4,806	1,189	6,907
Desoto	2	35	170	59	266
Manatee	24	378	2,047	362	2,811
Sarasota	33	440	2,589	768	3,830
Circuit 13	181	2,772	9,752	1,317	14,022
Hillsborough	181	2,772	9,752	1,317	14,022
Circuit 14	13	222	1,809	725	2,769
Bay	8	165	1,296	296	1,765
Calhoun	0	4	59	46	109
Gulf	0	9	109	72	190
Holmes	0	9	58	59	126
Jackson	5	28	191	125	349
Washington	0	7	96	127	230
Circuit 15	309	2,841	12,704	2,368	18,222
Palm Beach	309	2,841	12,704	2,368	18,222
Circuit 16	7	183	755	273	1,218
Monroe	7	183	755	273	1,218

CIRCUIT CIVIL FILINGS, Continued
by Category and Circuit/County
FY 2006-07

Circuit/County	Professional Malpractice & Product Liability	Auto & Other Negligence	Contracts	Other Circuit Civil	Total
Circuit 17	176	3,660	18,021	4,980	26,837
Broward	176	3,660	18,021	4,980	26,837
Circuit 18	46	1,193	6,576	1,028	8,843
Brevard	31	752	4,087	660	5,530
Seminole	15	441	2,489	368	3,313
Circuit 19	64	845	4,919	1,067	6,895
Indian River	8	201	992	179	1,380
Martin	27	217	920	259	1,423
Okeechobee	9	49	236	88	382
St. Lucie	20	378	2,771	541	3,710
Circuit 20	69	1,374	13,351	1,648	16,442
Charlotte	12	185	1,916	190	2,303
Collier	30	383	2,468	486	3,367
Glades	0	5	50	42	97
Hendry	1	34	321	87	443
Lee	26	767	8,596	843	10,232
State Total	1,903	31,267	156,776	36,342	226,288

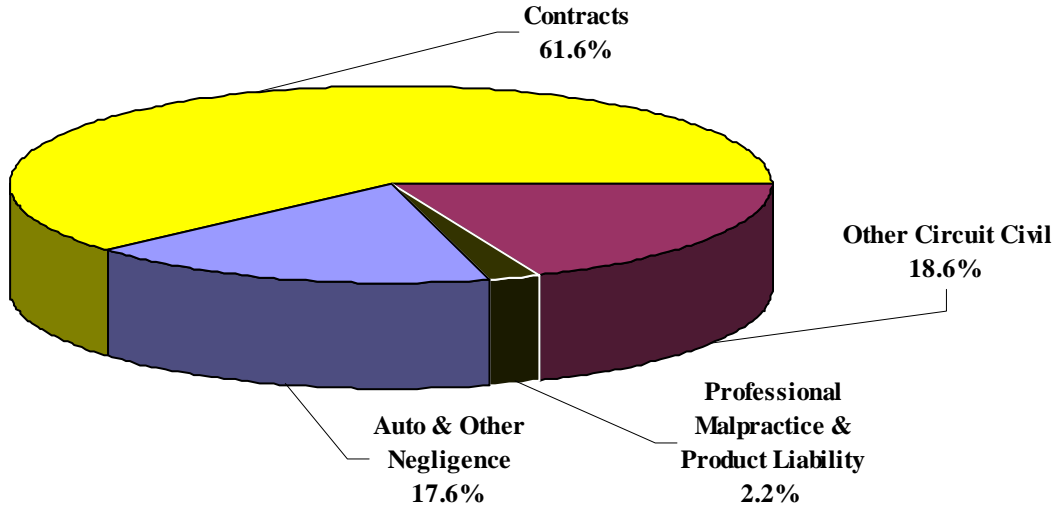
5

CIRCUIT CIVIL DISPOSITIONS
Statewide by Category, Case Type, and Month
FY 2006-07

Category/ Case Type	Jul	Aug	Sep	Oct	Nov	Dec	Jan	Feb	Mar	Apr	May	Jun	Total
Professional Malpractice and Product Liability	177	197	210	259	189	272	523	233	352	182	183	845	3,622
Professional Malpractice	85	132	142	127	139	111	131	104	134	140	132	131	1,508
Product Liability	92	65	68	132	50	161	392	129	218	42	51	714	2,114
Auto and Other Negligence	2,228	2,623	2,458	2,658	2,328	2,284	2,540	2,252	2,475	2,335	2,664	2,417	29,262
Auto Negligence	1,343	1,595	1,482	1,599	1,419	1,422	1,534	1,286	1,555	1,486	1,638	1,551	17,910
Other Negligence	885	1,028	976	1,059	909	862	1,006	966	920	849	1,026	866	11,352
Contracts	7,200	8,303	7,803	8,548	8,216	6,925	8,721	8,192	9,499	9,276	9,961	9,824	102,468
Condominium	40	49	48	44	63	42	47	50	76	66	71	65	661
Contract & Indebtedness	2,294	2,917	2,596	2,813	2,576	2,388	2,772	2,568	2,870	2,742	2,995	2,888	32,419
Real Property & Mortgage Foreclosure	4,866	5,337	5,159	5,691	5,577	4,495	5,902	5,574	6,553	6,468	6,895	6,871	69,388
Other Circuit Civil	2,492	2,912	2,379	2,823	2,444	2,379	2,581	2,431	2,677	2,539	2,683	2,651	30,991
Eminent Domain	173	143	123	150	91	89	89	73	102	131	114	182	1,460
Other	2,319	2,769	2,256	2,673	2,353	2,290	2,492	2,358	2,575	2,408	2,569	2,469	29,531
Total	12,097	14,035	12,850	14,288	13,177	11,860	14,365	13,108	15,003	14,332	15,491	15,737	166,343

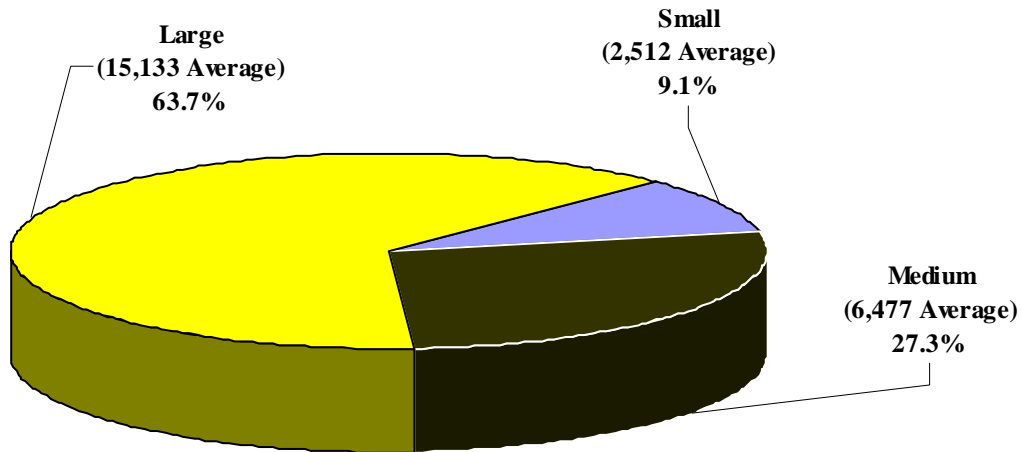
CIRCUIT CIVIL DISPOSITIONS

by Category
FY 2006-07



CIRCUIT CIVIL DISPOSITIONS

by Circuit Size*
FY 2006-07



*Small Circuits- 2nd, 3rd, 8th, 14th, 16th, 19th;
Medium Circuits- 1st, 5th, 7th, 10th, 12th, 18th, 20th;
Large Circuits- 4th, 6th, 9th, 11th, 13th, 15th, 17th (as defined in the Glossary).

5

CIRCUIT CIVIL DISPOSITIONS
by Case Type and Circuit
FY 2006-07

Circuit	Professional Malpractice	Product Liability	Auto Negligence	Other Negligence	Condominium	Contract & Indebtedness	Real Property & Mortgage Foreclosure	Eminent Domain	Other	Total
1	57	37	501	225	6	1,263	2,153	17	837	5,096
2	43	8	294	190	0	351	1,037	47	2,025	3,995
3	18	4	95	52	0	147	490	7	288	1,101
4	62	40	1,181	591	4	1,251	4,755	63	1,325	9,272
5	58	27	569	322	7	1,139	3,508	47	2,049	7,726
6	116	24	1,691	916	2	2,516	5,348	23	1,266	11,902
7	57	12	714	454	12	1,061	3,326	12	1,061	6,709
8	40	29	179	133	1	421	964	31	692	2,490
9	84	20	1,415	781	131	2,205	6,241	134	1,618	12,629
10	54	19	659	219	0	843	2,879	104	1,214	5,991
11	273	707	2,346	2,548	424	5,694	10,800	24	5,991	28,807
12	45	22	546	257	4	875	1,939	15	820	4,523
13	128	45	1,792	651	0	2,264	4,103	212	1,008	10,203
14	15	2	165	80	14	394	894	23	613	2,200
15	121	227	1,799	1,029	9	2,947	3,859	69	1,781	11,841
16	11	1	81	82	3	130	275	2	235	820
17	180	827	1,992	1,728	31	4,442	7,941	60	4,078	21,279
18	50	20	590	343	2	1,190	2,543	42	666	5,446
19	39	9	549	227	5	862	2,003	17	754	4,465
20	57	34	752	524	6	2,424	4,330	511	1,210	9,848
Total	1,508	2,114	17,910	11,352	661	32,419	69,388	1,460	29,531	166,343



CIRCUIT CIVIL DISPOSITIONS
by Category and Circuit/County
FY 2006-07

Circuit/County	Professional Malpractice & Product Liability	Auto & Other Negligence	Contracts	Other Circuit Civil	Total
Circuit 1	94	726	3,422	854	5,096
Escambia	55	394	1,646	286	2,381
Okaloosa	25	162	644	297	1,128
Santa Rosa	11	118	736	127	992
Walton	3	52	396	144	595
Circuit 2	51	484	1,388	2,072	3,995
Franklin	1	10	45	47	103
Gadsden	2	47	190	64	303
Jefferson	0	0	31	39	70
Leon	45	407	990	1,814	3,256
Liberty	1	2	17	4	24
Wakulla	2	18	115	104	239
Circuit 3	22	147	637	295	1,101
Columbia	15	71	272	106	464
Dixie	0	1	15	14	30
Hamilton	0	11	42	49	102
Lafayette	0	0	6	18	24
Madison	1	25	74	49	149
Suwannee	3	30	168	51	252
Taylor	3	9	60	8	80
Circuit 4	102	1,772	6,010	1,388	9,272
Clay	7	176	871	203	1,257
Duval	94	1,534	4,880	1,070	7,578
Nassau	1	62	259	115	437

CIRCUIT CIVIL DISPOSITIONS, Continued
by Category and Circuit/County
FY 2006-07

Circuit/County	Professional Malpractice & Product Liability	Auto & Other Negligence	Contracts	Other Circuit Civil	Total
Circuit 5	85	891	4,654	2,096	7,726
Citrus	14	107	658	145	924
Hernando	26	224	874	262	1,386
Lake	18	241	1,451	263	1,973
Marion	26	280	1,485	333	2,124
Sumter	1	39	186	1,093	1,319
Circuit 6	140	2,607	7,866	1,289	11,902
Pasco	26	531	2,461	293	3,311
Pinellas	114	2,076	5,405	996	8,591
Circuit 7	69	1,168	4,399	1,073	6,709
Flagler	2	91	533	90	716
Putnam	4	62	438	87	591
St. Johns	12	170	627	244	1,053
Volusia	51	845	2,801	652	4,349
Circuit 8	69	312	1,386	723	2,490
Alachua	53	257	857	349	1,516
Baker	0	15	88	126	229
Bradford	12	7	137	66	222
Gilchrist	0	3	55	31	89
Levy	1	22	213	74	310
Union	3	8	36	77	124
Circuit 9	104	2,196	8,577	1,752	12,629
Orange	93	1,915	6,279	1,479	9,766
Osceola	11	281	2,298	273	2,863

CIRCUIT CIVIL DISPOSITIONS, Continued
by Category and Circuit/County
FY 2006-07

Circuit/County	Professional Malpractice & Product Liability	Auto & Other Negligence	Contracts	Other Circuit Civil	Total
Circuit 10	73	878	3,722	1,318	5,991
Hardee	1	15	62	69	147
Highlands	13	86	573	113	785
Polk	59	777	3,087	1,136	5,059
Circuit 11	980	4,894	16,918	6,015	28,807
Dade	980	4,894	16,918	6,015	28,807
Circuit 12	67	803	2,818	835	4,523
Desoto	0	6	7	6	19
Manatee	26	408	1,275	268	1,977
Sarasota	41	389	1,536	561	2,527
Circuit 13	173	2,443	6,367	1,220	10,203
Hillsborough	173	2,443	6,367	1,220	10,203
Circuit 14	17	245	1,302	636	2,200
Bay	16	182	932	258	1,388
Calhoun	0	3	31	30	64
Gulf	0	4	53	50	107
Holmes	1	17	68	73	159
Jackson	0	30	173	116	319
Washington	0	9	45	109	163
Circuit 15	348	2,828	6,815	1,850	11,841
Palm Beach	348	2,828	6,815	1,850	11,841
Circuit 16	12	163	408	237	820
Monroe	12	163	408	237	820

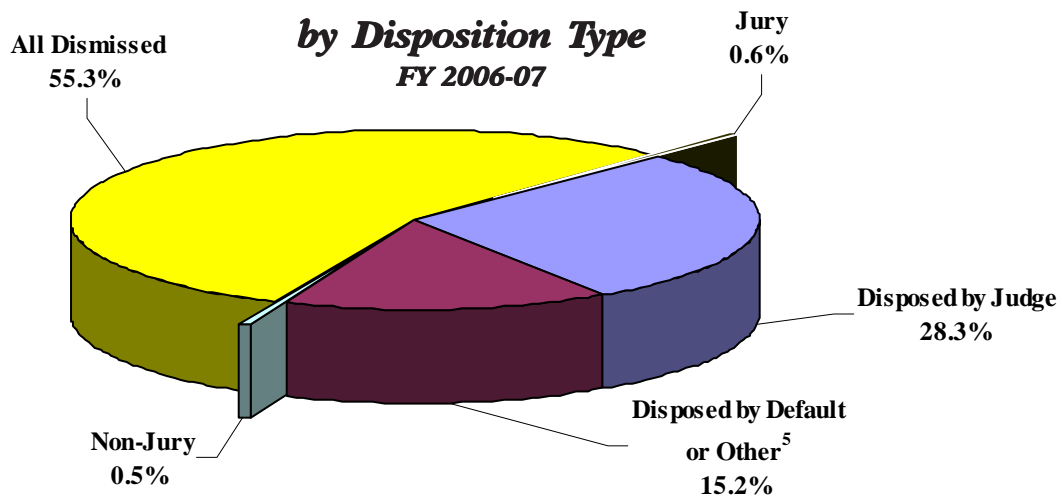
CIRCUIT CIVIL DISPOSITIONS, Continued
by Category and Circuit/County
FY 2006-07

Circuit/County	Professional Malpractice & Product Liability	Auto & Other Negligence	Contracts	Other Circuit Civil	Total
Circuit 17	1,007	3,720	12,414	4,138	21,279
Broward	1,007	3,720	12,414	4,138	21,279
Circuit 18	70	933	3,735	708	5,446
Brevard	32	524	1,875	377	2,808
Seminole	38	409	1,860	331	2,638
Circuit 19	48	776	2,870	771	4,465
Indian River	12	186	587	128	913
Martin	16	210	581	184	991
Okeechobee	2	49	171	90	312
St. Lucie	18	331	1,531	369	2,249
Circuit 20	91	1,276	6,760	1,721	9,848
Charlotte	11	147	965	474	1,597
Collier	33	396	1,406	433	2,268
Glades	0	3	23	20	46
Hendry	1	23	252	59	335
Lee	46	707	4,114	735	5,602
State Total	3,622	29,262	102,468	30,991	166,343

CIRCUIT CIVIL DISPOSITIONS
Statewide by Case Type and Disposition Type
 FY 2006-07

Disposition Type	Professional Malpractice	Product Liability	Auto Negligence	Other Negligence	Condo-minium	Contract & Indebtedness	Real Property & Mortgage Foreclosure	Eminent Domain	Other	Total
Dismissed Before Hearing	309	209	7,301	3,412	357	10,127	26,846	76	7,254	55,891
Dismissed After Hearing	777	300	7,594	5,827	92	9,085	5,530	310	6,646	36,161
Disposed by Default	3	0	368	64	86	4,042	11,351	30	1,985	17,929
Disposed by Judge (No Trial)	256	818	1,785	1,247	117	6,860	24,181	1,013	10,810	47,087
Disposed by Non-Jury	5	2	30	31	2	314	214	4	243	845
Disposed by Jury	105	6	360	255	0	145	16	5	125	1,017
Disposed by Other ⁵	53	779	472	516	7	1,846	1,250	22	2,468	7,413
Total	1,508	2,114	17,910	11,352	661	32,419	69,388	1,460	29,531	166,343

CIRCUIT CIVIL DISPOSITIONS
by Disposition Type
 FY 2006-07



⁵The disposition category "Disposed by Other" is used to report cases as disposed when they are: consolidated into a primary case, transferred or have a change of venue, disposed upon estreature of a bond, etc.

CIRCUIT CIVIL JURY TRIAL RATES
by Circuit
FY 2006-07

Circuit	Disposed by Jury	Total Dispositions	Jury Trial Rates
First (Pensacola)	27	5,096	0.5%
Second (Tallahassee)	11	3,995	0.3%
Third (Lake City)	13	1,101	1.2%
Fourth (Jacksonville)	35	9,272	0.4%
Fifth (Tavares)	22	7,726	0.3%
Sixth (Clearwater)	115	11,902	1.0%
Seventh (Daytona Beach)	32	6,709	0.5%
Eighth (Gainesville)	11	2,490	0.4%
Ninth (Orlando)	16	12,629	0.1%
Tenth (Bartow)	33	5,991	0.6%
Eleventh (Miami)	256	28,807	0.9%
Twelfth (Sarasota)	29	4,523	0.6%
Thirteenth (Tampa)	37	10,203	0.4%
Fourteenth (Panama City)	0	2,200	0.0%
Fifteenth (West Palm Beach)	114	11,841	1.0%
Sixteenth (Key West)	14	820	1.7%
Seventeenth (Ft. Lauderdale)	148	21,279	0.7%
Eighteenth (Sanford)	37	5,446	0.7%
Nineteenth (Ft. Pierce)	41	4,465	0.9%
Twentieth (Ft. Myers)	26	9,848	0.3%
Total	1,017	166,343	0.6%

The Circuit Civil division also includes special proceedings such as reopenings and appeals filed from county court. **These data are provided by the 67 clerks of court. However, special proceedings data are not audited for accuracy by the OSCA.**

Reopening - A reopening occurs when a case that has previously been reported as disposed is resubmitted to the court through a motion or petition.

Appeal Filed From County Court - An appeal filed from county court is a request that a case be removed from the county court and sent to the circuit court for review.

CIRCUIT CIVIL SPECIAL PROCEEDINGS
by Circuit
FY 2006-07

Circuit	Reopenings	Appeals Filed From County Court	Total
First (Pensacola)	1,080	13	1,093
Second (Tallahassee)	1,458	36	1,494
Third (Lake City)	158	15	173
Fourth (Jacksonville)	4,378	108	4,486
Fifth (Tavares)	2,075	61	2,136
Sixth (Clearwater)	2,663	62	2,725
Seventh (Daytona Beach)	2,285	27	2,312
Eighth (Gainesville)	682	17	699
Ninth (Orlando)	4,307	97	4,404
Tenth (Bartow)	2,217	29	2,246
Eleventh (Miami)	12,085	229	12,314
Twelfth (Sarasota)	1,289	42	1,331
Thirteenth (Tampa)	2,746	70	2,816
Fourteenth (Panama City)	600	4	604
Fifteenth (West Palm Beach)	4,183	203	4,386
Sixteenth (Key West)	57	10	67
Seventeenth (Ft. Lauderdale)	11,209	163	11,372
Eighteenth (Sanford)	2,449	47	2,496
Nineteenth (Ft. Pierce)	711	31	742
Twentieth (Ft. Myers)	2,102	33	2,135
Total	58,734	1,297	60,031