

County Criminal ❖ Overview

The County Criminal division includes the following three categories of criminal offenses: misdemeanors and criminal traffic, municipal and county ordinances, and driving under the influence. Within these categories are the following case types:

Misdemeanor & Criminal Traffic - misdemeanors, worthless checks, and criminal traffic offenses

County & Municipal Ordinances - county ordinance and municipal ordinance violations

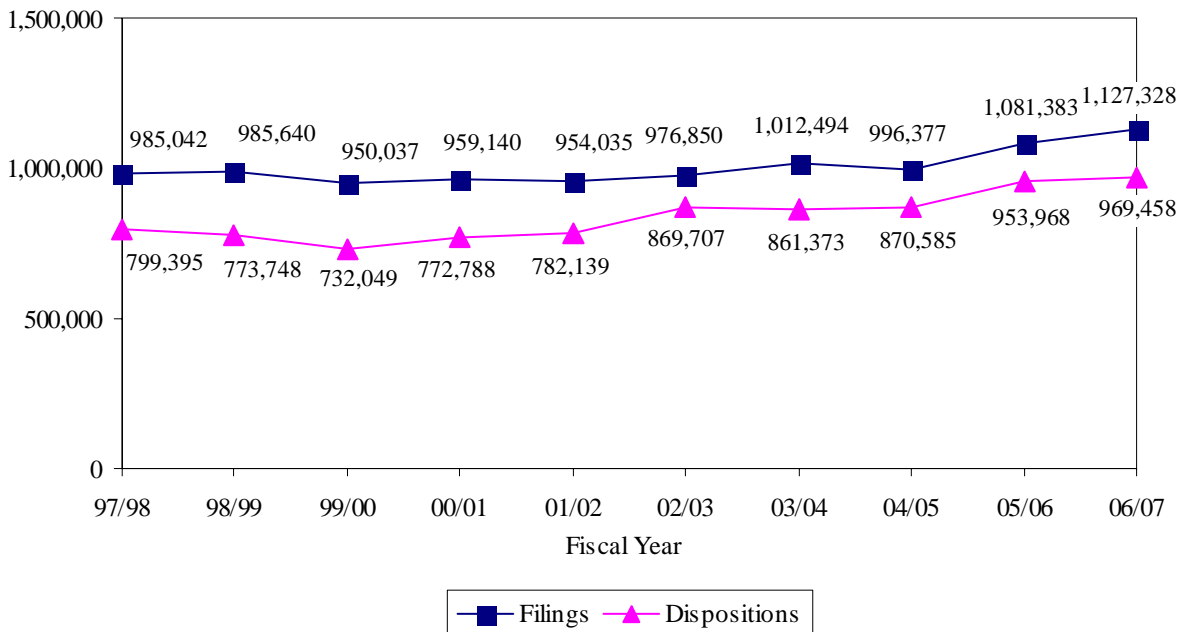
Driving Under the Influence - driving under the influence (DUI) offenses

The Summary Reporting System does not directly capture criminal traffic and DUI cases. These data are reported independently by clerks of court to the Department of Highway Safety and Motor Vehicles (DHSMV). The DHSMV then provides these data annually to the Office of the State Courts Administrator.

In the County Criminal division, *Filings* correspond to each defendant against whom a sworn complaint, notice to appear, information, or indictment is filed. *Dispositions* correspond to each defendant for whom a final judicial decision is rendered terminating a criminal proceeding by an acquittal, a dismissal, or a judgment stating the specific sentence (in the case of a conviction). *Jury Trials* are defined as trials in which a group of citizens is impaneled, selected and sworn to determine the issues of fact in a case.

COUNTY CRIMINAL FILINGS & DISPOSITIONS

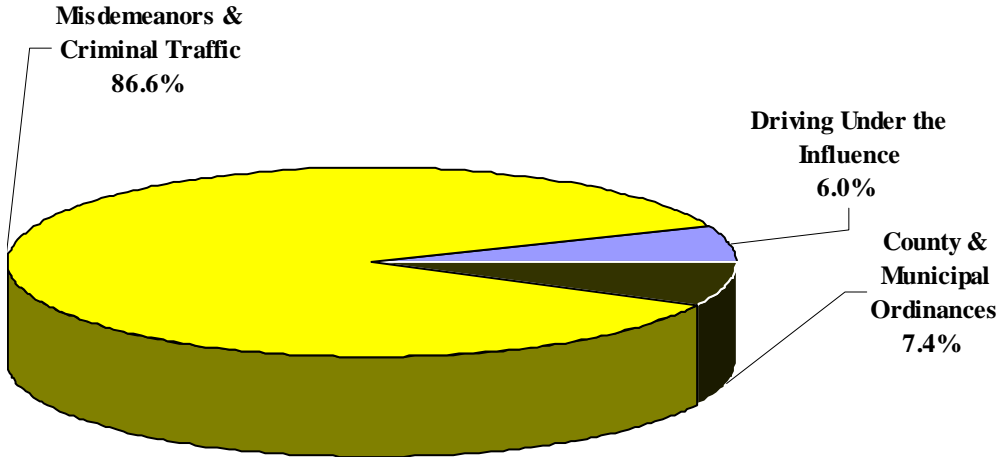
FY 1997-98 to FY 2006-07



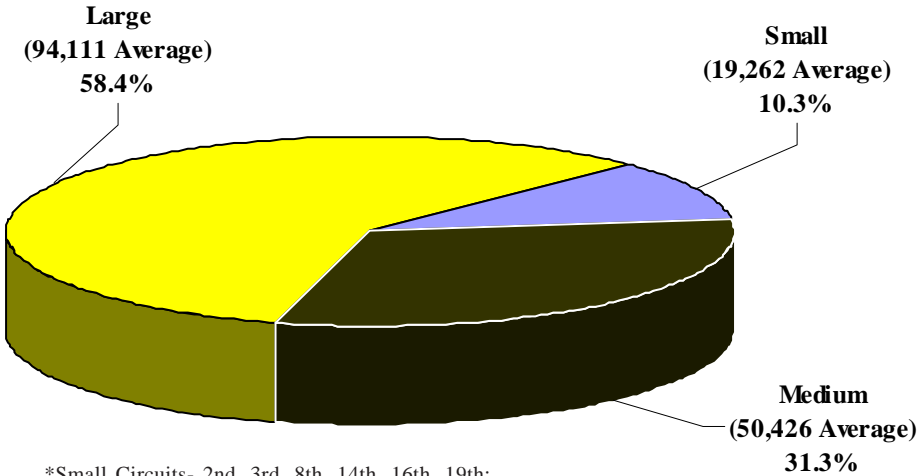
COUNTY CRIMINAL FILINGS
Statewide by Category, Case Type, and Month
FY 2006-07

Category/ Case Type	Jul	Aug	Sep	Oct	Nov	Dec	Jan	Feb	Mar	Apr	May	Jun	Total
Misdemeanors & Criminal Traffic	81,985	86,186	84,258	82,471	77,434	77,333	81,044	75,430	85,549	79,894	84,091	80,114	975,789
Misdemeanors	34,059	33,877	33,499	32,849	29,780	31,294	32,267	30,023	37,020	33,207	36,289	34,295	398,459
Worthless Checks	3,303	4,323	3,297	4,124	3,827	3,178	3,622	3,135	3,772	3,081	3,102	2,346	41,110
Criminal Traffic	44,623	47,986	47,462	45,498	43,827	42,861	45,155	42,272	44,757	43,606	44,700	43,473	536,220
County & Municipal Ordinances	6,964	7,295	7,429	6,525	5,797	6,266	6,115	5,744	7,258	6,452	9,796	8,064	83,705
County Ordinances	3,001	3,043	3,068	2,742	2,625	2,987	2,854	2,798	3,499	3,062	5,478	4,159	39,316
Municipal Ordinances	3,963	4,252	4,361	3,783	3,172	3,279	3,261	2,946	3,759	3,390	4,318	3,905	44,389
Driving Under the Influence	5,018	5,214	5,563	5,596	5,370	5,729	5,965	5,796	5,976	5,847	5,940	5,820	67,834
Driving Under the Influence	5,018	5,214	5,563	5,596	5,370	5,729	5,965	5,796	5,976	5,847	5,940	5,820	67,834
Total	93,967	98,695	97,250	94,592	88,601	89,328	93,124	86,970	98,783	92,193	99,827	93,998	1,127,328

COUNTY CRIMINAL FILINGS
by Category
FY 2006-07



COUNTY CRIMINAL FILINGS
*by Circuit Size**
FY 2006-07



*Small Circuits- 2nd, 3rd, 8th, 14th, 16th, 19th;
Medium Circuits- 1st, 5th, 7th, 10th, 12th, 18th, 20th;
Large Circuits- 4th, 6th, 9th, 11th, 13th, 15th, 17th (as defined in the Glossary).



COUNTY CRIMINAL FILINGS
by Case Type and Circuit
FY 2006-07

Circuit	Misdemeanors	Worthless Checks	Criminal Traffic	County Ordinances	Municipal Ordinances	Driving Under the Influence	Total
1	16,078	2,341	16,861	1,789	358	2,958	40,385
2	8,381	2,050	6,604	1	253	1,274	18,563
3	4,293	775	4,135	180	34	534	9,951
4	25,725	14,621	45,537	120	2,353	4,429	92,785
5	15,971	805	20,793	890	565	2,683	41,707
6	28,326	3,950	33,866	2,922	3,587	6,885	79,536
7	27,646	2,955	22,332	765	3,050	3,241	59,989
8	9,676	2,840	7,956	190	1,107	1,533	23,302
9	24,344	3	31,648	4,767	1,464	4,889	67,115
10	15,393	3,884	17,283	4,477	497	2,307	43,841
11	54,820	24	81,514	10,004	7,880	5,542	159,784
12	13,108	697	20,051	290	1,621	2,552	38,319
13	25,520	920	43,404	1,967	2,310	7,274	81,395
14	9,641	3,399	9,416	100	372	1,223	24,151
15	29,140	17	42,738	6,023	2,426	3,030	83,374
16	2,157	155	888	79	216	122	3,617
17	23,861	96	55,150	854	8,808	6,017	94,786
18	29,088	332	20,431	375	464	3,542	54,232
19	13,356	761	15,571	1,430	2,165	2,703	35,986
20	21,935	485	40,042	2,093	4,859	5,096	74,510
Total	398,459	41,110	536,220	39,316	44,389	67,834	1,127,328

COUNTY CRIMINAL FILINGS
by Category and Circuit/County
FY 2006-07

Circuit/County	Misdemeanors & Criminal Traffic	County & Municipal Ordinances	Driving Under the Influence	Total
Circuit 1	35,280	2,147	2,958	40,385
Escambia	15,408	151	988	16,547
Okaloosa	9,657	391	913	10,961
Santa Rosa	6,458	510	644	7,612
Walton	3,757	1,095	413	5,265
Circuit 2	17,035	254	1,274	18,563
Franklin	1,316	1	126	1,443
Gadsden	3,288	12	163	3,463
Jefferson	462	0	27	489
Leon	10,644	241	794	11,679
Liberty	307	0	46	353
Wakulla	1,018	0	118	1,136
Circuit 3	9,203	214	534	9,951
Columbia	3,459	112	154	3,725
Dixie	551	49	34	634
Hamilton	742	11	60	813
Lafayette	209	0	13	222
Madison	974	0	54	1,028
Suwannee	1,937	27	137	2,101
Taylor	1,331	15	82	1,428
Circuit 4	85,883	2,473	4,429	92,785
Clay	5,955	10	364	6,329
Duval	76,660	2,299	3,793	82,752
Nassau	3,268	164	272	3,704

COUNTY CRIMINAL FILINGS, Continued
by Category and Circuit/County
FY 2006-07

Circuit/County	Misdemeanors & Criminal Traffic	County & Municipal Ordinances	Driving Under the Influence	Total
Circuit 5	37,569	1,455	2,683	41,707
Citrus	4,878	341	460	5,679
Hernando	5,387	0	516	5,903
Lake	11,239	421	583	12,243
Marion	13,711	677	997	15,385
Sumter	2,354	16	127	2,497
Circuit 6	66,142	6,509	6,885	79,536
Pasco	16,385	451	2,277	19,113
Pinellas	49,757	6,058	4,608	60,423
Circuit 7	52,933	3,815	3,241	59,989
Flagler	3,006	0	158	3,164
Putnam	4,323	60	263	4,646
St. Johns	7,728	451	540	8,719
Volusia	37,876	3,304	2,280	43,460
Circuit 8	20,472	1,297	1,533	23,302
Alachua	13,679	1,108	1,024	15,811
Baker	1,273	5	59	1,337
Bradford	1,642	0	108	1,750
Gilchrist	954	77	130	1,161
Levy	2,509	107	181	2,797
Union	415	0	31	446
Circuit 9	55,995	6,231	4,889	67,115
Orange	43,061	6,154	4,063	53,278
Osceola	12,934	77	826	13,837

COUNTY CRIMINAL FILINGS, Continued
by Category and Circuit/County
FY 2006-07

Circuit/County	Misdemeanors & Criminal Traffic	County & Municipal Ordinances	Driving Under the Influence	Total
Circuit 10	36,560	4,974	2,307	43,841
Hardee	2,425	157	109	2,691
Highlands	3,299	5	344	3,648
Polk	30,836	4,812	1,854	37,502
Circuit 11	136,358	17,884	5,542	159,784
Dade	136,358	17,884	5,542	159,784
Circuit 12	33,856	1,911	2,552	38,319
Desoto	2,211	0	111	2,322
Manatee	14,197	615	1,123	15,935
Sarasota	17,448	1,296	1,318	20,062
Circuit 13	69,844	4,277	7,274	81,395
Hillsborough	69,844	4,277	7,274	81,395
Circuit 14	22,456	472	1,223	24,151
Bay	15,847	472	828	17,147
Calhoun	845	0	61	906
Gulf	843	0	70	913
Holmes	1,189	0	79	1,268
Jackson	2,474	0	73	2,547
Washington	1,258	0	112	1,370
Circuit 15	71,895	8,449	3,030	83,374
Palm Beach	71,895	8,449	3,030	83,374
Circuit 16	3,200	295	122	3,617
Monroe	3,200	295	122	3,617

COUNTY CRIMINAL FILINGS, Continued
by Category and Circuit/County
FY 2006-07

Circuit/County	Misdemeanors & Criminal Traffic	County & Municipal Ordinances	Driving Under the Influence	Total
Circuit 17	79,107	9,662	6,017	94,786
Broward	79,107	9,662	6,017	94,786
Circuit 18	49,851	839	3,542	54,232
Brevard	34,105	714	3,112	37,931
Seminole	15,746	125	430	16,301
Circuit 19	29,688	3,595	2,703	35,986
Indian River	5,667	120	546	6,333
Martin	8,221	943	1,025	10,189
Okeechobee	2,227	0	166	2,393
St. Lucie	13,573	2,532	966	17,071
Circuit 20	62,462	6,952	5,096	74,510
Charlotte	4,760	0	713	5,473
Collier	20,810	1,179	2,039	24,028
Glades	1,098	1	21	1,120
Hendry	3,155	50	279	3,484
Lee	32,639	5,722	2,044	40,405
State Total	975,789	83,705	67,834	1,127,328

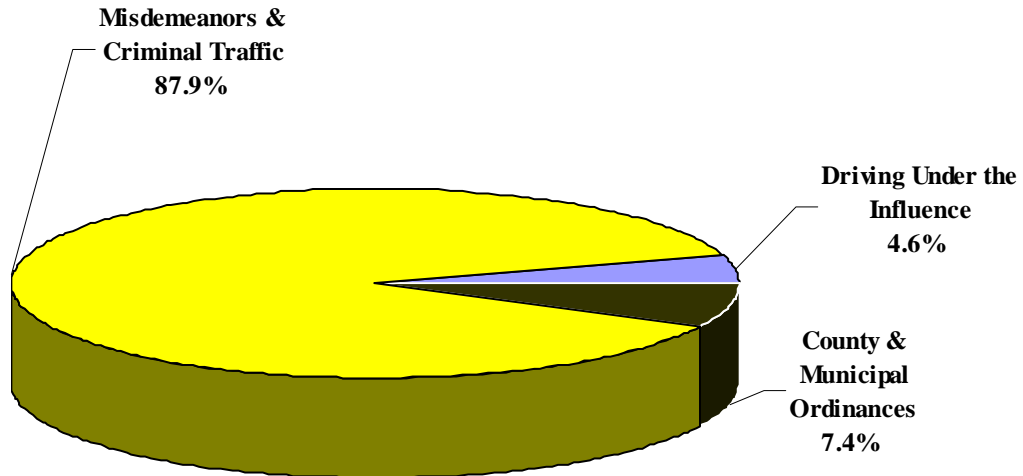
County Criminal ❖ Dispositions

COUNTY CRIMINAL DISPOSITIONS
Statewide by Category, Case Type, and Month
FY 2006-07

Category/ Case Type	Jul	Aug	Sep	Oct	Nov	Dec	Jan	Feb	Mar	Apr	May	Jun	Total
Misdemeanors & Criminal Traffic	70,919	75,909	72,360	71,933	67,454	60,227	71,698	68,905	74,338	70,834	74,999	72,893	852,469
Misdemeanors	29,015	31,527	30,097	30,043	28,076	25,099	29,709	28,589	31,699	30,431	32,658	32,495	359,438
Worthless Checks	3,742	3,861	3,119	3,352	3,086	2,908	3,510	3,083	3,459	2,962	3,318	3,276	39,676
Criminal Traffic	38,162	40,521	39,144	38,538	36,292	32,220	38,479	37,233	39,180	37,441	39,023	37,122	453,355
County & Municipal Ordinances	6,303	6,616	6,066	6,350	5,620	4,909	5,557	5,392	6,113	6,042	6,745	6,397	72,110
County Ordinances	2,820	2,821	2,496	2,694	2,498	2,026	2,606	2,422	2,801	2,794	2,948	2,998	31,924
Municipal Ordinances	3,483	3,795	3,570	3,656	3,122	2,883	2,951	2,970	3,312	3,248	3,797	3,399	40,186
Driving Under the Influence	3,907	3,879	3,879	3,550	3,431	3,183	3,887	3,789	3,948	3,832	3,850	3,744	44,879
Driving Under the Influence	3,907	3,879	3,879	3,550	3,431	3,183	3,887	3,789	3,948	3,832	3,850	3,744	44,879
Total	81,129	86,404	82,305	81,833	76,505	68,319	81,142	78,086	84,399	80,708	85,594	83,034	969,458

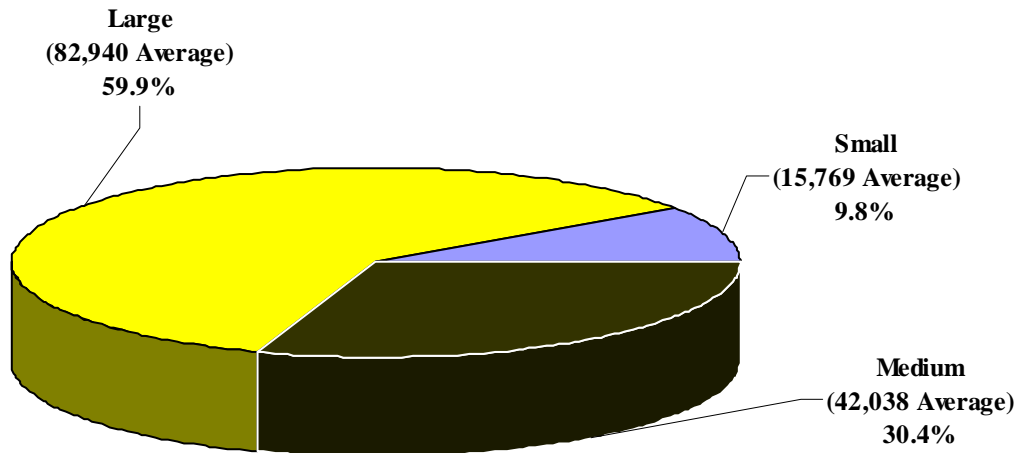
COUNTY CRIMINAL DISPOSITIONS

by Category
FY 2006-07



COUNTY CRIMINAL DISPOSITIONS

by Circuit Size*
FY 2006-07



*Small Circuits- 2nd, 3rd, 8th, 14th, 16th, 19th;
Medium Circuits- 1st, 5th, 7th, 10th, 12th, 18th, 20th;
Large Circuits- 4th, 6th, 9th, 11th, 13th, 15th, 17th (as defined in the Glossary).

County Criminal ❖ Dispositions

COUNTY CRIMINAL DISPOSITIONS
by Case Type and Circuit
FY 2006-07

Circuit	Misdemeanors	Worthless Checks	Criminal Traffic	County Ordinances	Municipal Ordinances	Driving Under the Influence	Total
1	15,235	2,517	13,012	1,258	220	1,988	34,230
2	8,164	735	4,994	0	236	781	14,910
3	4,242	1,041	2,795	185	42	405	8,710
4	24,781	13,450	23,807	88	2,163	2,920	67,209
5	14,557	1,252	15,756	578	529	1,968	34,640
6	23,821	4,161	28,326	2,817	2,904	4,206	66,235
7	26,910	2,990	15,127	667	2,837	1,978	50,509
8	9,970	2,107	5,790	167	1,007	1,080	20,121
9	23,288	85	22,523	4,141	1,278	2,513	53,828
10	15,070	3,704	15,542	4,067	492	1,570	40,445
11	45,472	39	71,967	10,036	8,527	5,414	141,455
12	11,767	596	14,598	223	1,297	1,663	30,144
13	25,523	1,188	31,145	1,994	2,432	5,239	67,521
14	9,514	2,798	7,367	114	558	753	21,104
15	18,322	199	82,493	1,381	1,673	2,419	106,487
16	1,494	107	986	59	252	132	3,030
17	22,143	258	42,704	898	8,303	3,539	77,845
18	27,709	1,041	14,449	265	456	1,507	45,427
19	11,574	700	10,906	1,045	877	1,635	26,737
20	19,882	708	29,068	1,941	4,103	3,169	58,871
Total	359,438	39,676	453,355	31,924	40,186	44,879	969,458

COUNTY CRIMINAL DISPOSITIONS
by Category and Circuit/County
FY 2006-07

Circuit/County	Misdemeanors & Criminal Traffic	County & Municipal Ordinances	Driving Under the Influence	Total
Circuit 1	30,764	1,478	1,988	34,230
Escambia	13,633	150	692	14,475
Okaloosa	8,734	206	600	9,540
Santa Rosa	5,415	353	333	6,101
Walton	2,982	769	363	4,114
Circuit 2	13,893	236	781	14,910
Franklin	1,152	2	93	1,247
Gadsden	2,168	5	66	2,239
Jefferson	331	0	25	356
Leon	9,105	229	497	9,831
Liberty	198	0	19	217
Wakulla	939	0	81	1,020
Circuit 3	8,078	227	405	8,710
Columbia	3,139	131	141	3,411
Dixie	436	36	18	490
Hamilton	553	21	55	629
Lafayette	137	0	11	148
Madison	727	0	33	760
Suwannee	2,019	28	104	2,151
Taylor	1,067	11	43	1,121
Circuit 4	62,038	2,251	2,920	67,209
Clay	5,922	12	234	6,168
Duval	53,418	2,125	2,567	58,110
Nassau	2,698	114	119	2,931

County Criminal ❖ Dispositions

COUNTY CRIMINAL DISPOSITIONS, Continued
by Category and Circuit/County
FY 2006-07

Circuit/County	Misdemeanors & Criminal Traffic	County & Municipal Ordinances	Driving Under the Influence	Total
Circuit 5	31,565	1,107	1,968	34,640
Citrus	3,611	181	344	4,136
Hernando	4,638	3	337	4,978
Lake	9,490	234	471	10,195
Marion	11,731	667	703	13,101
Sumter	2,095	22	113	2,230
Circuit 6	56,308	5,721	4,206	66,235
Pasco	13,651	481	1,468	15,600
Pinellas	42,657	5,240	2,738	50,635
Circuit 7	45,027	3,504	1,978	50,509
Flagler	1,883	0	111	1,994
Putnam	3,870	50	137	4,057
St. Johns	6,534	361	247	7,142
Volusia	32,740	3,093	1,483	37,316
Circuit 8	17,867	1,174	1,080	20,121
Alachua	12,500	1,012	708	14,220
Baker	914	0	53	967
Bradford	1,304	0	111	1,415
Gilchrist	797	65	102	964
Levy	1,959	97	95	2,151
Union	393	0	11	404
Circuit 9	45,896	5,419	2,513	53,828
Orange	36,666	5,397	1,945	44,008
Osceola	9,230	22	568	9,820

COUNTY CRIMINAL DISPOSITIONS, Continued
by Category and Circuit/County
FY 2006-07

Circuit/County	Misdemeanors & Criminal Traffic	County & Municipal Ordinances	Driving Under the Influence	Total
Circuit 10	34,316	4,559	1,570	40,445
Hardee	2,027	151	75	2,253
Highlands	3,005	9	248	3,262
Polk	29,284	4,399	1,247	34,930
Circuit 11	117,478	18,563	5,414	141,455
Dade	117,478	18,563	5,414	141,455
Circuit 12	26,961	1,520	1,663	30,144
Desoto	1,561	0	71	1,632
Manatee	11,637	545	632	12,814
Sarasota	13,763	975	960	15,698
Circuit 13	57,856	4,426	5,239	67,521
Hillsborough	57,856	4,426	5,239	67,521
Circuit 14	19,679	672	753	21,104
Bay	14,692	671	460	15,823
Calhoun	640	0	44	684
Gulf	620	0	41	661
Holmes	971	0	63	1,034
Jackson	1,711	1	61	1,773
Washington	1,045	0	84	1,129
Circuit 15	101,014	3,054	2,419	106,487
Palm Beach	101,014	3,054	2,419	106,487
Circuit 16	2,587	311	132	3,030
Monroe	2,587	311	132	3,030

County Criminal ❖ Dispositions

COUNTY CRIMINAL DISPOSITIONS, Continued
by Category and Circuit/County
FY 2006-07

Circuit/County	Misdemeanors & Criminal Traffic	County & Municipal Ordinances	Driving Under the Influence	Total
Circuit 17	65,105	9,201	3,539	77,845
Broward	65,105	9,201	3,539	77,845
Circuit 18	43,199	721	1,507	45,427
Brevard	28,499	637	1,096	30,232
Seminole	14,700	84	411	15,195
Circuit 19	23,180	1,922	1,635	26,737
Indian River	4,340	84	353	4,777
Martin	6,947	813	594	8,354
Okeechobee	1,828	0	132	1,960
St. Lucie	10,065	1,025	556	11,646
Circuit 20	49,658	6,044	3,169	58,871
Charlotte	4,066	0	449	4,515
Collier	16,828	1,177	1,168	19,173
Glades	699	0	23	722
Hendry	2,565	29	186	2,780
Lee	25,500	4,838	1,343	31,681
State Total	852,469	72,110	44,879	969,458

COUNTY CRIMINAL DISPOSITIONS
Statewide by Case Type and Disposition Type
FY 2006-07

Disposition Type	Misdemeanors	Worthless Checks	County Ordinances	Municipal Ordinances	Total
Before Trial	355,778	39,521	31,518	39,865	466,682
No File	41,094	607	411	1,620	43,732
Speedy rial	6	1	1	1	9
Dismissed	66,787	12,883	12,481	10,327	102,478
Transferred	881	786	7	80	1,754
Plea	221,449	16,856	17,191	26,690	282,186
Other ⁸	25,561	8,388	1,427	1,147	36,523
After Trial Non-Jury	2,011	150	373	291	2,825
Acquittal/Dismissal	768	105	99	94	1,066
Plea	396	37	41	20	494
Convictions	847	8	233	177	1,265
After Trial By Jury	1,649	5	33	30	1,717
Acquittal/Dismissal	940	3	11	12	966
Plea	192	2	3	2	199
Conviction	517	0	19	16	552
Total	359,438	39,676	31,924	40,186	471,224

COUNTY CRIMINAL TRAFFIC DISPOSITIONS
Statewide by Case Type and Disposition Type
FY 2006-07

Disposition Type	Criminal Traffic	Driving Under the Influence	Total
Disposed by Judge (No Trial)	277,820	26,649	304,469
Disposed by Jury Trial	436	2,878	3,314
Disposed by Non-Jury Trial	43,595	11,547	55,142
Disposed by Other	131,504	3,805	135,309
Total	453,355	44,879	498,234

⁸The disposition category "Other" is used to report cases as disposed for: defendants placed on deferred prosecution or other pretrial diversion or probation program approved after an information or indictment is filed, defendants declared mentally or physically unable to stand trial, cases disposed upon estreatment of a bond, cases that are nolle prosequi (no further prosecution) for administrative reasons, etc.

County Criminal ❖ Dispositions

COUNTY CRIMINAL JURY TRIAL DISPOSITIONS*
by Circuit
FY 2006-07

Circuit	Acquittals/Dismissals	Pleas	Convictions	Total
First (Pensacola)	29	2	14	45
Second (Tallahassee)	20	2	13	35
Third (Lake City)	9	2	5	16
Fourth (Jacksonville)	4	6	4	14
Fifth (Tavares)	58	18	39	115
Sixth (Clearwater)	98	1	51	150
Seventh (Daytona Beach)	36	3	20	59
Eighth (Gainesville)	15	6	12	33
Ninth (Orlando)	120	32	51	203
Tenth (Bartow)	45	4	27	76
Eleventh (Miami)	90	8	119	217
Twelfth (Sarasota)	61	11	42	114
Thirteenth (Tampa)	15	1	7	23
Fourteenth (Panama City)	18	4	5	27
Fifteenth (West Palm Beach)	26	10	7	43
Sixteenth (Key West)	7	1	6	14
Seventeenth (Ft. Lauderdale)	110	7	26	143
Eighteenth (Sanford)	121	22	61	204
Nineteenth (Ft. Pierce)	41	25	18	84
Twentieth (Ft. Myers)	43	34	25	102
Total	966	199	552	1,717

*Criminal Traffic and DUI dispositions are not included.

COUNTY CRIMINAL JURY TRIAL AND CONVICTION RATES*
by Circuit
FY 2006-07

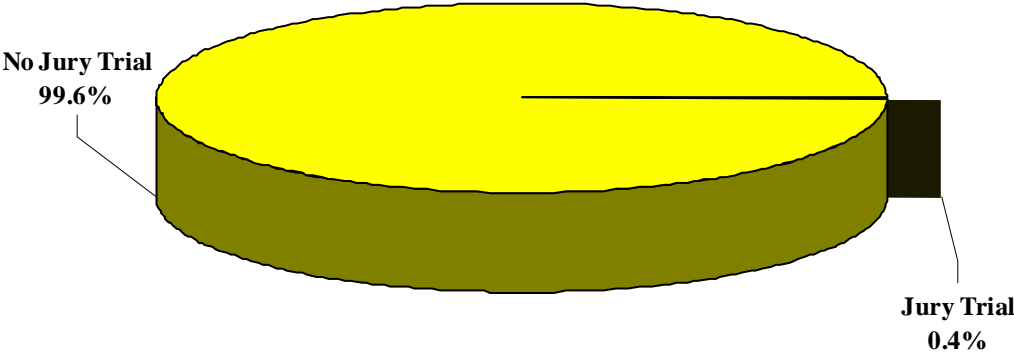
Circuit	By Jury - Acquittals/ Dismissals, Pleas, & Convictions	Total Dispositions	Jury Trial Rates	Total Pleas & Convictions	Total Dispositions (excludes No Files, Transferred & Other)	Conviction Rates
First (Pensacola)	45	19,230	0.2%	14,028	16,799	83.5%
Second (Tallahassee)	35	9,135	0.4%	5,764	6,211	92.8%
Third (Lake City)	16	5,510	0.3%	3,351	4,378	76.5%
Fourth (Jacksonville)	14	40,482	0.0%	26,792	33,445	80.1%
Fifth (Tavares)	115	16,916	0.7%	12,721	14,382	88.5%
Sixth (Clearwater)	150	33,703	0.4%	25,806	27,188	94.9%
Seventh (Daytona Beach)	59	33,404	0.2%	19,990	25,567	78.2%
Eighth (Gainesville)	33	13,251	0.2%	5,499	8,550	64.3%
Ninth (Orlando)	203	28,792	0.7%	15,476	20,183	76.7%
Tenth (Bartow)	76	23,333	0.3%	13,962	16,776	83.2%
Eleventh (Miami)	217	64,074	0.3%	25,304	56,423	44.8%
Twelfth (Sarasota)	114	13,883	0.8%	9,712	10,805	89.9%
Thirteenth (Tampa)	23	31,137	0.1%	16,988	27,090	62.7%
Fourteenth (Panama City)	27	12,984	0.2%	8,228	10,950	75.1%
Fifteenth (West Palm Beach)	43	21,575	0.2%	10,931	19,096	57.2%
Sixteenth (Key West)	14	1,912	0.7%	1,348	1,795	75.1%
Seventeenth (Ft. Lauderdale)	143	31,602	0.5%	23,197	28,011	82.8%
Eighteenth (Sanford)	204	29,471	0.7%	16,473	25,226	65.3%
Nineteenth (Ft. Pierce)	84	14,196	0.6%	9,318	12,236	76.2%
Twentieth (Ft. Myers)	102	26,634	0.4%	19,808	24,104	82.2%
Total	1,717	471,224	0.4%	284,696	389,215	73.1%

*Criminal Traffic and DUI dispositions are not included.

County Criminal ❖ Dispositions

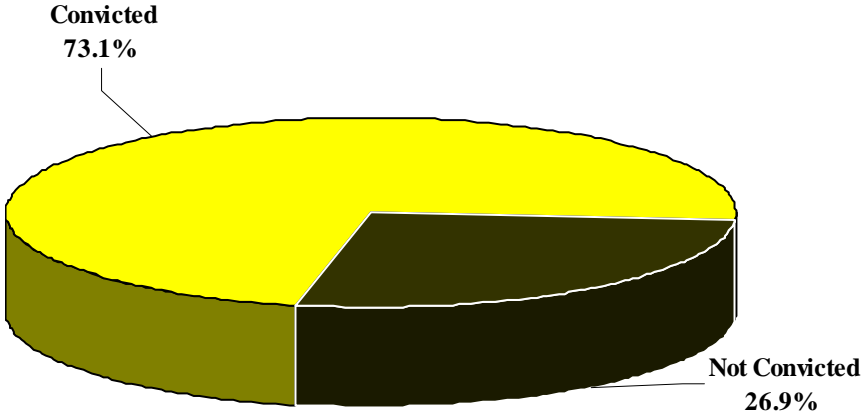
COUNTY CRIMINAL JURY TRIAL RATE

FY 2006-07



COUNTY CRIMINAL CONVICTION RATE

FY 2006-07



The County Criminal division also involves special proceedings such as reopenings, bond hearings, adversary preliminary hearings, probation revocation hearings, and post conviction relief motions. **These data are provided by the 67 clerks of court. However, special proceedings data are not audited for accuracy by the OSCA.**

Reopening - A reopening occurs when a case that has previously been reported as disposed is resubmitted to the court through a motion or petition.

Bond Hearing - A bond hearing is a hearing in which a county court judge considers a defendant's pretrial release status at a special hearing for the purpose of setting or modifying bond or other pretrial release.

Adversary Preliminary Hearing - An adversary preliminary hearing is a proceeding in which a judge considers evidence presented so that the court can determine whether there is sufficient cause to hold the accused for trial.

Probation Revocation Hearing - A probation revocation hearing is a proceeding in which a judge determines whether a defendant's probation should be modified or revoked following an alleged violation.

Post Conviction Relief Motion - A post conviction relief motion is a motion to vacate, set aside, or correct a sentence pursuant to rule 3.850, Florida Rules of Criminal Procedure.

COUNTY CRIMINAL SPECIAL PROCEEDINGS
by Circuit
FY 2006-07

Circuit	Reopenings	Bond Hearings	Adversary Preliminary Hearings	Probation Revocation Hearings	Post Conviction Relief Motions	Total
1	1,164	44	0	3,494	17	4,719
2	792	12	0	1,099	7	1,910
3	18	24	0	585	0	627
4	153	118	0	3,140	10	3,421
5	808	6	0	2,383	0	3,197
6	590	1,530	3	5,246	11	7,380
7	309	4	0	3,286	1	3,600
8	383	80	0	3,306	2	3,771
9	852	139	0	1,402	14	2,407
10	2,156	41	10	2,617	4	4,828
11	0	37	0	757	696	1,490
12	710	112	0	2,783	2	3,607
13	3,400	343	0	2,248	0	5,991
14	927	0	0	1,418	0	2,345
15	133	34	0	528	3	698
16	25	27	0	251	0	303
17	1,022	217	0	1,706	603	3,548
18	3,620	276	0	2,508	6	6,410
19	194	96	1	2,686	16	2,993
20	670	236	0	3,677	18	4,601
Total	17,926	3,376	14	45,120	1,410	67,846

-This page intentionally left blank-