

Overall Statistics

Sections 26.031 and 34.022, Florida Statutes, specify the number of judges within each circuit and county. The following table reflects circuit and county judges authorized by the Florida Legislature for fiscal year 2007-08.

**CIRCUIT AND COUNTY COURT JUDGES
by Circuit
FY 2007-08**

Circuit (County Seat)	Circuit Judges	County Judges	Total
First (Pensacola)	24	11	35
Second (Tallahassee)	16	10	26
Third (Lake City)	7	7	14
Fourth (Jacksonville)	35	20	55
Fifth (Tavares)	31	11	42
Sixth (Clearwater)	45	24	69
Seventh (Daytona Beach)	27	15	42
Eighth (Gainesville)	13	10	23
Ninth (Orlando)	43	22	65
Tenth (Bartow)	28	12	40
Eleventh (Miami)	80	43	123
Twelfth (Sarasota)	21	10	31
Thirteenth (Tampa)	45	17	62
Fourteenth (Panama City)	11	9	20
Fifteenth (West Palm Beach)	35	19	54
Sixteenth (Key West)	4	4	8
Seventeenth (Ft. Lauderdale)	58	32	90
Eighteenth (Sanford)	26	17	43
Nineteenth (Ft. Pierce)	19	10	29
Twentieth (Ft. Myers)	31	19	50
Total	599	322	921

CIRCUIT AND COUNTY COURT JUDGES*
by Division and Circuit
FY 2007-08

Circuit	Circuit Court						County Court				Total
	Administrative	Criminal	Civil	Family Court**	Probate	Total	Administrative	Criminal	Civil	Total	
1	0.4	7.6	5.2	9.8	1.0	24	0.0	7.9	3.2	11	35
2	0.6	5.4	4.2	5.2	0.7	16	0.5	6.1	3.4	10	26
3	0.3	2.1	1.9	2.5	0.2	7	0.0	4.4	2.6	7	14
4	1.8	10.0	9.3	13.0	1.0	35	0.0	13.3	6.7	20	55
5	0.0	8.9	6.7	13.5	2.0	31	0.0	6.0	5.0	11	42
6	0.5	14.5	10.5	16.0	3.5	45	0.0	15.5	8.5	24	69
7	0.5	8.2	5.9	10.0	2.4	27	0.1	9.0	5.9	15	42
8	0.7	4.1	2.6	5.1	0.5	13	0.1	5.6	4.4	10	23
9	1.0	15.0	9.5	16.0	1.5	43	0.3	17.0	4.8	22	65
10	0.6	9.0	5.5	11.4	1.6	28	0.1	8.2	3.8	12	40
11	1.4	27.0	23.9	23.8	4.0	80	0.9	25.2	17.0	43	123
12	0.5	7.0	4.6	7.3	1.7	21	0.0	6.9	3.1	10	31
13	2.0	14.3	11.7	16.1	1.0	45	0.4	8.6	8.1	17	62
14	0.4	3.3	1.6	5.1	0.7	11	0.1	4.7	4.2	9	20
15	0.8	8.0	12.7	11.2	2.3	35	0.0	11.9	7.2	19	54
16	0.1	1.3	0.7	1.4	0.5	4	0.0	3.1	0.9	4	8
17	0.4	20.1	16.0	18.2	3.3	58	0.0	18.0	14.0	32	90
18	0.4	10.0	3.4	11.0	1.3	26	0.0	13.2	3.8	17	43
19	0.5	7.2	3.7	7.2	0.5	19	0.0	5.3	4.8	10	29
20	0.7	9.5	6.8	11.3	2.7	31	0.2	11.3	7.5	19	50
Total	13.5	192.3	146.2	214.8	32.3	599	2.6	200.7	118.7	322	921

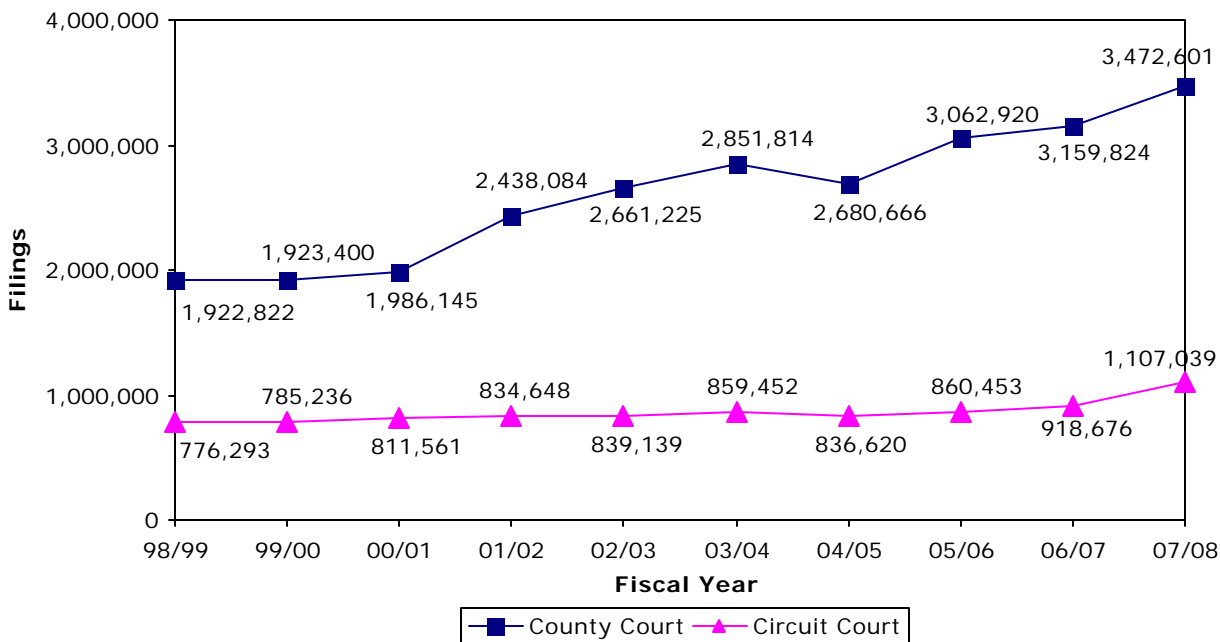
* These data are reported annually by each circuit in the judgeship needs application.

** Family Court includes Domestic Relations, Juvenile Delinquency, Juvenile Dependency, and Termination of Parental Rights.

Overall Statistics ❖ Filings

CIRCUIT AND COUNTY COURT FILINGS*

FY 1998-99 to FY 2007-08

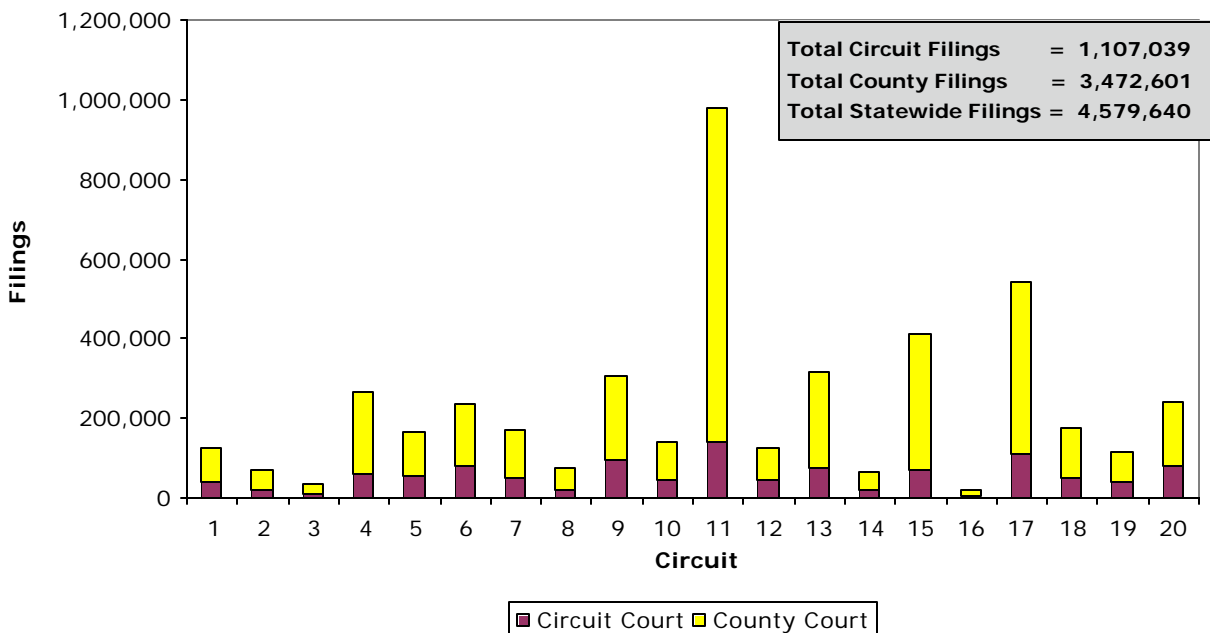


*For fiscal year 2001-02, the increase in county court filings is attributed to a refinement in the methodology used to calculate civil traffic infraction activity. For fiscal year 2006-07 and fiscal year 2007-08, the increase in circuit court filings is attributed to real property/mortgage foreclosure filings.

CIRCUIT AND COUNTY COURT FILINGS

by Circuit

FY 2007-08



CIRCUIT AND COUNTY COURT FILINGS
Statewide by Division and Month
FY 2007-08

Division	Jul	Aug	Sep	Oct	Nov	Dec	Jan	Feb	Mar	Apr	May	Jun	Total
Circuit Court	82,827	91,084	76,958	93,141	85,812	82,137	95,610	96,358	97,344	101,384	100,457	103,927	1,107,039
Criminal	19,293	21,812	17,752	21,082	18,586	18,008	20,923	19,941	18,905	19,981	19,565	19,603	235,451
Civil	25,294	28,215	25,368	32,164	32,718	31,448	37,555	37,935	39,776	41,436	42,286	44,384	418,579
Family Court*	29,478	32,150	26,228	31,028	26,359	25,234	28,770	29,597	29,799	30,987	29,908	30,939	350,477
Probate	8,762	8,907	7,610	8,867	8,149	7,447	8,362	8,885	8,864	8,980	8,698	9,001	102,532
County Court	276,469	304,994	273,642	295,289	268,063	268,980	308,265	272,119	302,557	288,871	310,449	302,903	3,472,601
Criminal	96,893	103,032	96,863	95,935	90,125	88,384	92,948	89,941	99,225	93,058	97,649	90,005	1,134,058
Civil**	179,576	201,962	176,779	199,354	177,938	180,596	215,317	182,178	203,332	195,813	212,800	212,898	2,338,543
Total	359,296	396,078	350,600	388,430	353,875	351,117	403,875	368,477	399,901	390,255	410,906	406,830	4,579,640

* Family Court filings include Domestic Relations, Juvenile Delinquency, Juvenile Dependency, and Termination of Parental Rights.

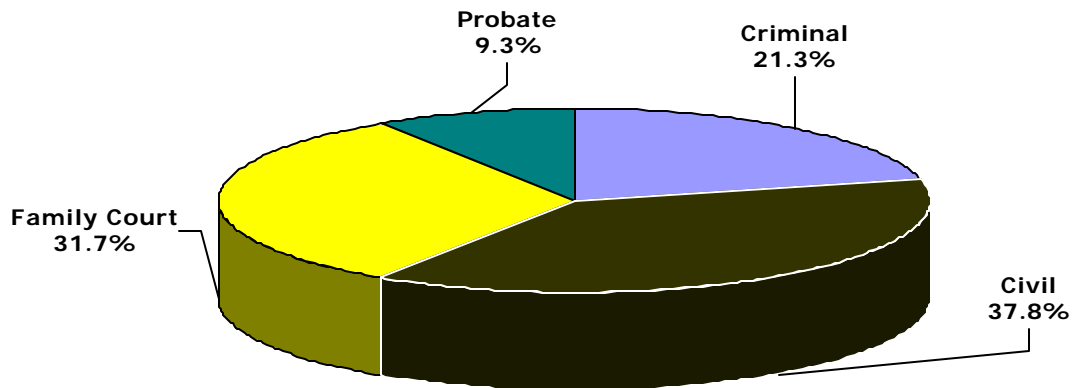
** These data do not include all Civil Traffic Infractions reported to the Department of Highway Safety and Motor Vehicles by the clerks of court. They only represent those Civil Traffic Infraction filings involving a judge or hearing officer.

Overall Statistics ❖ Filings

CIRCUIT COURT FILINGS

by Division


FY 2007-08



COUNTY COURT FILINGS

by Division

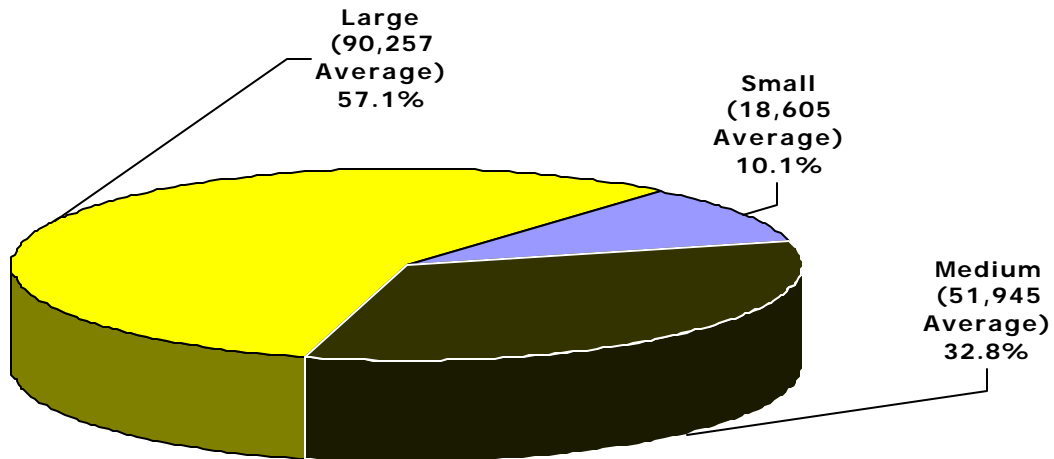
FY 2007-08



CIRCUIT COURT FILINGS

by Circuit Size*

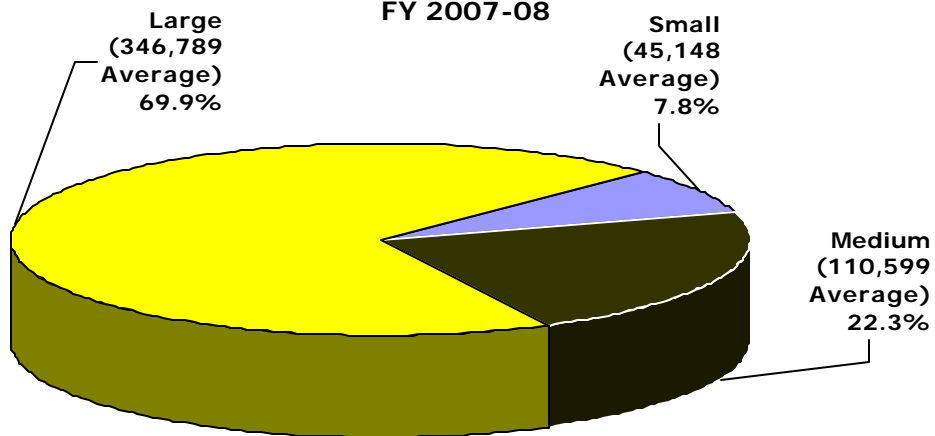
FY 2007-08



COUNTY COURT FILINGS

by Circuit Size*

FY 2007-08



*Small Circuits- 2nd, 3rd, 8th, 14th, 16th, 19th;
Medium Circuits- 1st, 5th, 7th, 10th, 12th, 18th, 20th;
Large Circuits- 4th, 6th, 9th, 11th, 13th, 15th, 17th (as defined in the Glossary).

Overall Statistics ❖ Filings

CIRCUIT AND COUNTY COURT FILINGS
by Division and Circuit/County
FY 2007-08

Circuit/ County	Circuit Court					County Court			Total
	Criminal	Civil	Family Court*	Probate	Total	Criminal	Civil**	Total	
Circuit 1	10,466	9,756	15,863	4,331	40,416	37,858	47,884	85,742	126,158
Escambia	5,362	3,728	7,146	2,272	18,508	15,537	19,049	34,586	53,094
Okaloosa	2,655	2,539	4,660	1,209	11,063	11,057	13,661	24,718	35,781
Santa Rosa	1,763	1,784	2,942	567	7,056	7,216	10,314	17,530	24,586
Walton	686	1,705	1,115	283	3,789	4,048	4,860	8,908	12,697
Circuit 2	5,539	5,561	7,227	3,030	21,357	17,633	29,502	47,135	68,492
Franklin	341	341	312	70	1,064	1,321	810	2,131	3,195
Gadsden	811	573	1,492	588	3,464	3,296	6,017	9,313	12,777
Jefferson	184	167	216	77	644	555	1,605	2,160	2,804
Leon	3,687	4,054	4,423	2,061	14,225	10,989	17,727	28,716	42,941
Liberty	128	49	182	71	430	351	753	1,104	1,534
Wakulla	388	377	602	163	1,530	1,121	2,590	3,711	5,241
Circuit 3	2,228	1,838	5,193	1,220	10,479	10,248	16,215	26,463	36,942
Columbia	802	710	1,697	415	3,624	3,939	5,887	9,826	13,450
Dixie	174	128	543	90	935	527	1,377	1,904	2,839
Hamilton	196	153	350	108	807	770	1,189	1,959	2,766
Lafayette	70	73	124	41	308	240	427	667	975
Madison	280	222	477	136	1,115	1,137	3,054	4,191	5,306
Suwannee	411	348	1,290	257	2,306	2,057	2,681	4,738	7,044
Taylor	295	204	712	173	1,384	1,578	1,600	3,178	4,562
Circuit 4	12,309	17,862	24,445	4,745	59,361	90,585	115,720	206,305	265,666
Clay	1,298	2,397	3,314	534	7,543	7,586	15,527	23,113	30,656
Duval	10,171	14,734	19,719	3,913	48,537	79,687	95,895	175,582	224,119
Nassau	840	731	1,412	298	3,281	3,312	4,298	7,610	10,891

CIRCUIT AND COUNTY COURT FILINGS, Continued
by Division and Circuit/County
FY 2007-08

Circuit/ County	Circuit Court					County Court			Total
	Criminal	Civil	Family Court*	Probate	Total	Criminal	Civil**	Total	
Circuit 5	12,402	17,824	19,421	6,457	56,104	40,994	66,380	107,374	163,478
Citrus	1,156	1,911	2,623	981	6,671	5,310	8,422	13,732	20,403
Hernando	2,358	3,689	3,770	1,559	11,376	5,770	14,792	20,562	31,938
Lake	3,873	4,928	4,914	1,737	15,452	13,024	18,055	31,079	46,531
Marion	4,286	5,643	7,121	1,834	18,884	14,377	19,117	33,494	52,378
Sumter	729	1,653	993	346	3,721	2,513	5,994	8,507	12,228
Circuit 6	19,474	26,370	23,458	9,034	78,336	76,337	83,639	159,976	238,312
Pasco	4,100	9,197	7,362	3,041	23,700	17,669	23,630	41,299	64,999
Pinellas	15,374	17,173	16,096	5,993	54,636	58,668	60,009	118,677	173,313
Circuit 7	9,452	15,122	17,501	5,649	47,724	59,720	63,030	122,750	170,474
Flagler	620	2,635	2,052	520	5,827	3,409	6,745	10,154	15,981
Putnam	1,197	863	2,108	476	4,644	4,612	5,916	10,528	15,172
St. Johns	1,662	2,398	2,945	769	7,774	8,600	13,607	22,207	29,981
Volusia	5,973	9,226	10,396	3,884	29,479	43,099	36,762	79,861	109,340
Circuit 8	4,882	3,582	7,394	2,398	18,256	23,931	35,129	59,060	77,316
Alachua	3,168	2,394	4,524	1,607	11,693	16,792	23,014	39,806	51,499
Baker	332	201	626	254	1,413	1,411	2,307	3,718	5,131
Bradford	456	258	527	144	1,385	1,566	4,762	6,328	7,713
Gilchrist	153	132	394	67	746	1,090	1,168	2,258	3,004
Levy	599	470	1,072	245	2,386	2,649	3,203	5,852	8,238
Union	174	127	251	81	633	423	675	1,098	1,731
Circuit 9	22,859	35,904	29,450	5,004	93,217	69,832	143,689	213,521	306,738
Orange	18,827	26,660	22,937	4,049	72,473	55,712	116,782	172,494	244,967
Osceola	4,032	9,244	6,513	955	20,744	14,120	26,907	41,027	61,771

Overall Statistics ❖ Filings

CIRCUIT AND COUNTY COURT FILINGS, Continued
by Division and Circuit/County
FY 2007-08

Circuit/ County	Circuit Court					County Court			Total
	Criminal	Civil	Family Court*	Probate	Total	Criminal	Civil**	Total	
Circuit 10	9,182	12,734	17,757	4,390	44,063	44,063	51,415	95,478	139,541
Hardee	414	234	734	130	1,512	2,664	2,623	5,287	6,799
Highlands	1,205	1,565	2,279	937	5,986	3,772	6,869	10,641	16,627
Polk	7,563	10,935	14,744	3,323	36,565	37,627	41,923	79,550	116,115
Circuit 11	29,720	64,917	36,764	10,196	141,597	165,925	670,266	836,191	977,788
Miami-Dade	29,720	64,917	36,764	10,196	141,597	165,925	670,266	836,191	977,788
Circuit 12	8,309	15,879	13,693	5,376	43,257	36,540	44,216	80,756	124,013
Desoto	546	476	736	92	1,850	2,148	2,298	4,446	6,296
Manatee	3,388	5,852	6,458	1,821	17,519	14,942	16,481	31,423	48,942
Sarasota	4,375	9,551	6,499	3,463	23,888	19,450	25,437	44,887	68,775
Circuit 13	19,948	25,365	26,172	5,802	77,287	79,413	157,930	237,343	314,630
Hillsborough	19,948	25,365	26,172	5,802	77,287	79,413	157,930	237,343	314,630
Circuit 14	5,349	4,041	6,955	1,869	18,214	22,140	24,271	46,411	64,625
Bay	3,402	2,805	4,304	1,002	11,513	15,861	13,147	29,008	40,521
Calhoun	249	127	270	71	717	745	1,155	1,900	2,617
Gulf	292	325	343	92	1,052	814	849	1,663	2,715
Holmes	304	138	468	120	1,030	1,163	1,561	2,724	3,754
Jackson	709	372	1,046	338	2,465	2,385	4,873	7,258	9,723
Washington	393	274	524	246	1,437	1,172	2,686	3,858	5,295
Circuit 15	12,775	33,650	17,903	7,921	72,249	92,571	247,445	340,016	412,265
Palm Beach	12,775	33,650	17,903	7,921	72,249	92,571	247,445	340,016	412,265
Circuit 16	1,432	1,770	1,657	536	5,395	3,825	8,795	12,620	18,015
Monroe	1,432	1,770	1,657	536	5,395	3,825	8,795	12,620	18,015

CIRCUIT AND COUNTY COURT FILINGS, Continued
by Division and Circuit/County
FY 2007-08

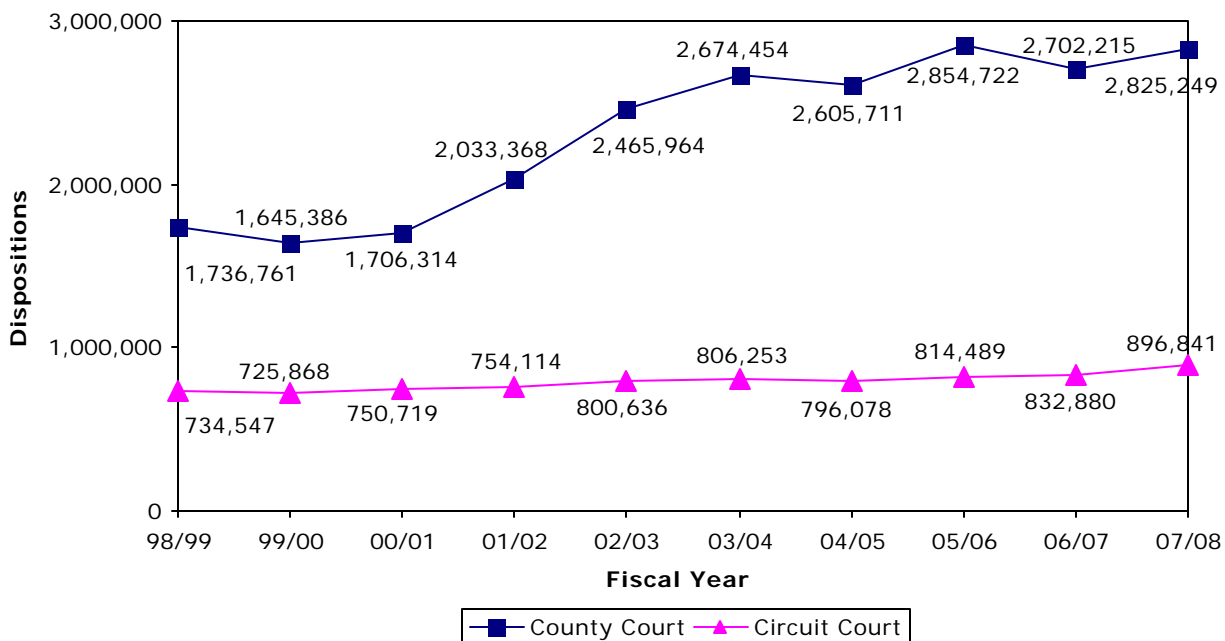
Circuit/ County	Circuit Court					County Court			Total
	Criminal	Civil	Family Court*	Probate	Total	Criminal	Civil**	Total	
Circuit 17	18,810	51,295	31,447	8,200	109,752	98,711	335,459	434,170	543,922
Broward	18,810	51,295	31,447	8,200	109,752	98,711	335,459	434,170	543,922
Circuit 18	10,485	17,131	17,042	5,180	49,838	53,730	71,365	125,095	174,933
Brevard	6,237	10,537	10,297	3,277	30,348	34,742	37,929	72,671	103,019
Seminole	4,248	6,594	6,745	1,903	19,490	18,988	33,436	52,424	71,914
Circuit 19	7,299	15,093	11,645	3,890	37,927	34,351	44,845	79,196	117,123
Indian River	1,455	2,574	2,497	979	7,505	6,062	9,258	15,320	22,825
Martin	1,405	2,574	2,243	916	7,138	9,290	10,900	20,190	27,328
Okeechobee	823	653	1,378	211	3,065	2,402	3,189	5,591	8,656
St. Lucie	3,616	9,292	5,527	1,784	20,219	16,597	21,498	38,095	58,314
Circuit 20	12,531	42,885	19,490	7,304	82,210	75,651	81,348	156,999	239,209
Charlotte	2,124	4,951	3,565	1,863	12,503	5,472	10,050	15,522	28,025
Collier	2,532	8,220	4,377	1,744	16,873	22,312	23,745	46,057	62,930
Glades	213	156	255	58	682	960	2,382	3,342	4,024
Hendry	842	665	909	183	2,599	3,704	2,474	6,178	8,777
Lee	6,820	28,893	10,384	3,456	49,553	43,203	42,697	85,900	135,453
State Total	235,451	418,579	350,477	102,532	1,107,039	1,134,058	2,338,543	3,472,601	4,579,640

* Family Court filings include Domestic Relations, Juvenile Delinquency, Juvenile Dependency, and Termination of Parental Rights.

** These data do not include all Civil Traffic Infractions reported to the Department of Highway Safety and Motor Vehicles by the clerks of court. They only represent those Civil Traffic Infraction filings involving a judge or hearing officer.

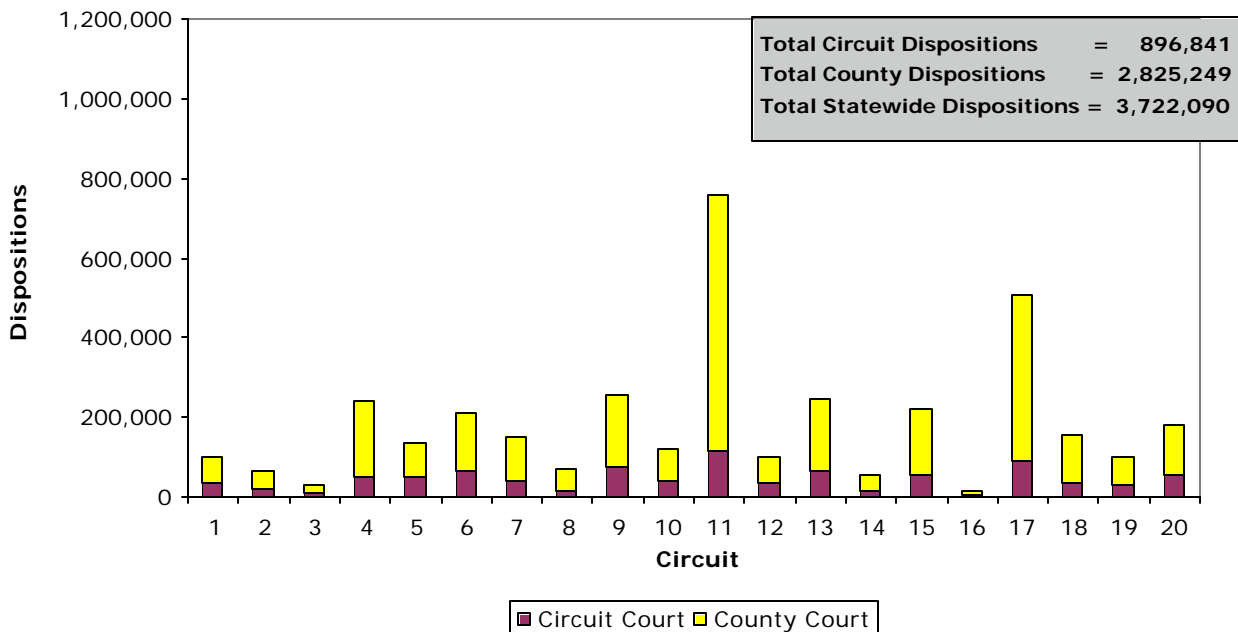
Overall Statistics ❖ Dispositions

CIRCUIT AND COUNTY COURT DISPOSITIONS*
FY 1998-99 to FY 2007-08



*For fiscal year 2001-02, the increase in county court dispositions is attributed to a refinement in the methodology used to calculate civil traffic infraction activity.

CIRCUIT AND COUNTY COURT DISPOSITIONS
by Circuit
FY 2007-08



CIRCUIT AND COUNTY COURT DISPOSITIONS
Statewide by Division and Month
FY 2007-08

Division	Jul	Aug	Sep	Oct	Nov	Dec	Jan	Feb	Mar	Apr	May	Jun	Total
Circuit Court	72,567	77,928	65,289	80,043	70,570	59,184	75,869	73,513	78,340	83,109	80,363	80,066	896,841
Criminal	19,723	21,133	18,252	21,650	19,063	14,326	20,652	20,445	20,448	21,753	21,127	20,409	238,981
Civil	16,193	17,486	14,738	18,667	17,735	14,825	18,940	18,536	22,525	22,625	21,734	24,077	228,081
Family Court*	28,468	30,926	25,160	31,542	26,595	23,029	28,218	26,638	27,458	30,569	29,757	27,595	335,955
Probate	8,183	8,383	7,139	8,184	7,177	7,004	8,059	7,894	7,909	8,162	7,745	7,985	93,824
County Court	243,597	271,135	233,425	245,051	210,612	165,362	265,588	252,679	259,808	242,392	226,298	209,302	2,825,249
Criminal	78,589	87,633	76,037	81,494	73,763	59,340	83,252	79,789	84,067	82,530	81,038	79,795	947,327
Civil**	165,008	183,502	157,388	163,557	136,849	106,022	182,336	172,890	175,741	159,862	145,260	129,507	1,877,922
Total	316,164	349,063	298,714	325,094	281,182	224,546	341,457	326,192	338,148	325,501	306,661	289,368	3,722,090

* Family Court dispositions include Domestic Relations, Juvenile Delinquency, and Juvenile Dependency with the exception of Termination of Parental Rights (TPR) Dispositions. The number of dispositions in TPR cases is not collected as part of the Summary Reporting System.

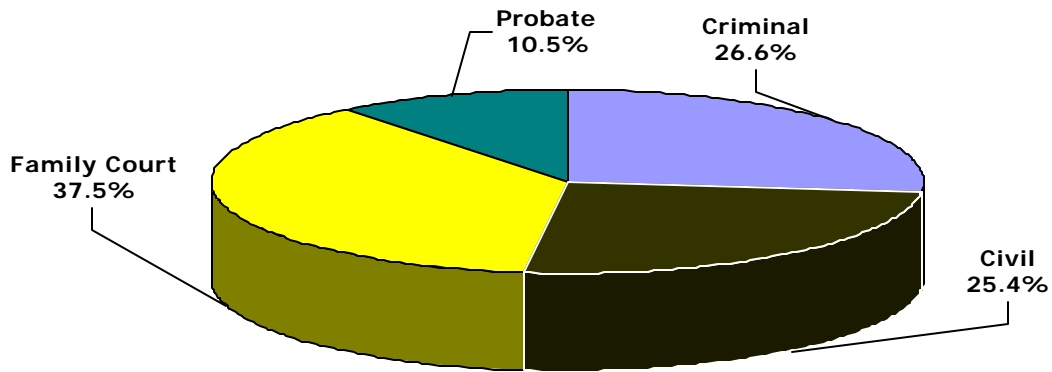
** These data do not include all Civil Traffic Infractions reported to the Department of Highway Safety and Motor Vehicles by the clerks of court. They only represent those Civil Traffic Infraction filings involving a judge or hearing officer.

Overall Statistics ❖ Dispositions

CIRCUIT COURT DISPOSITIONS

by Division

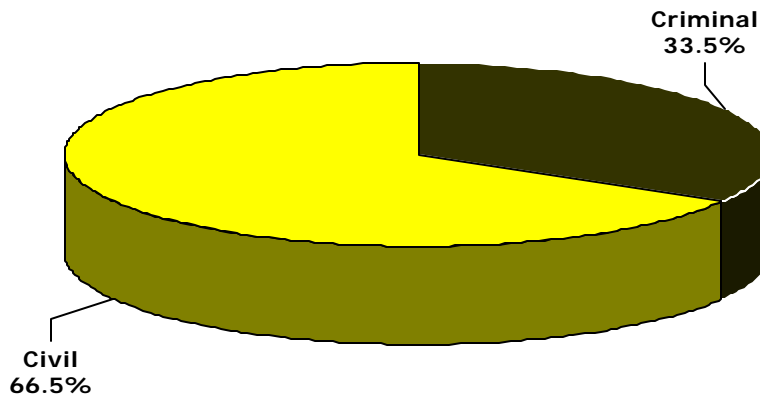
FY 2007-08



COUNTY COURT DISPOSITIONS

by Division

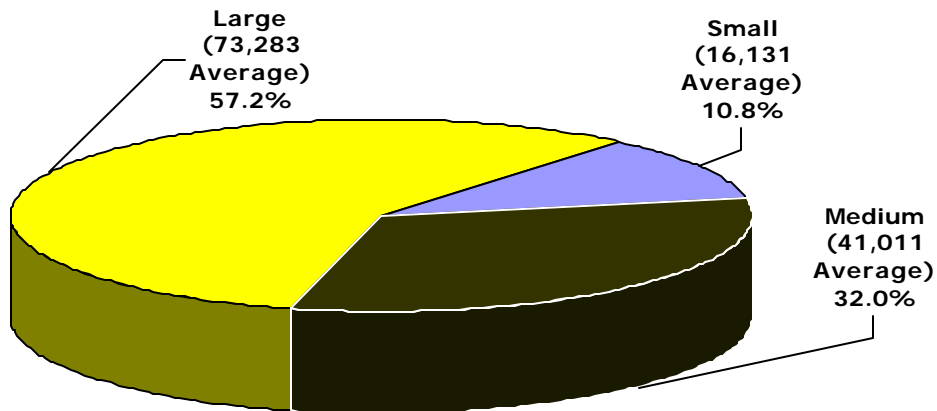
FY 2007-08



CIRCUIT COURT DISPOSITIONS

by Circuit Size*

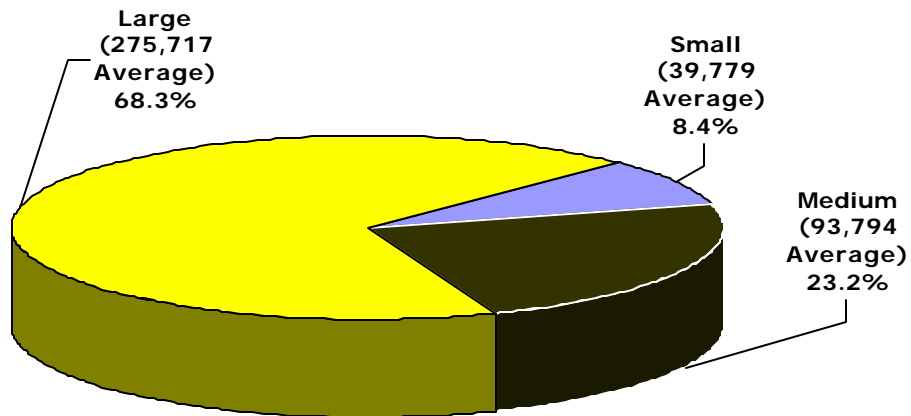
FY 2007-08



COUNTY COURT DISPOSITIONS

by Circuit Size*

FY 2007-08



*Small Circuits- 2nd, 3rd, 8th, 14th, 16th, 19th;
Medium Circuits- 1st, 5th, 7th, 10th, 12th, 18th, 20th;
Large Circuits- 4th, 6th, 9th, 11th, 13th, 15th, 17th (as defined in the Glossary).

Overall Statistics ❖ Dispositions

**CIRCUIT AND COUNTY COURT DISPOSITIONS
by Division and Circuit/County
FY 2007-08**

Circuit/ County	Circuit Court					County Court			Total
	Criminal	Civil	Family Court*	Probate	Total	Criminal	Civil**	Total	
Circuit 1	10,156	6,502	15,169	3,712	35,539	33,762	32,373	66,135	101,674
Escambia	5,238	3,243	6,908	2,207	17,596	14,236	12,976	27,212	44,808
Okaloosa	2,486	1,325	4,356	757	8,924	9,356	8,993	18,349	27,273
Santa Rosa	1,672	1,241	2,941	561	6,415	6,535	7,287	13,822	20,237
Walton	760	693	964	187	2,604	3,635	3,117	6,752	9,356
Circuit 2	5,758	4,045	6,965	2,591	19,359	14,452	32,959	47,411	66,770
Franklin	417	207	303	44	971	1,228	936	2,164	3,135
Gadsden	844	346	1,781	611	3,582	2,192	8,540	10,732	14,314
Jefferson	200	93	147	4	444	496	560	1,056	1,500
Leon	3,820	3,221	4,048	1,811	12,900	9,280	18,700	27,980	40,880
Liberty	129	29	154	11	323	260	1,027	1,287	1,610
Wakulla	348	149	532	110	1,139	996	3,196	4,192	5,331
Circuit 3	2,347	1,294	4,639	1,006	9,286	9,215	10,790	20,005	29,291
Columbia	845	497	1,679	415	3,436	3,544	3,959	7,503	10,939
Dixie	189	59	394	55	697	615	900	1,515	2,212
Hamilton	190	91	336	28	645	585	741	1,326	1,971
Lafayette	72	43	121	33	269	169	236	405	674
Madison	319	165	412	214	1,110	853	1,578	2,431	3,541
Suwannee	449	233	1,085	121	1,888	2,109	1,679	3,788	5,676
Taylor	283	206	612	140	1,241	1,340	1,697	3,037	4,278
Circuit 4	11,631	9,734	22,248	4,204	47,817	62,342	130,194	192,536	240,353
Clay	1,278	1,415	3,484	392	6,569	6,730	30,846	37,576	44,145
Duval	9,438	7,844	17,414	3,564	38,260	52,945	89,063	142,008	180,268
Nassau	915	475	1,350	248	2,988	2,667	10,285	12,952	15,940

CIRCUIT AND COUNTY COURT DISPOSITIONS, Continued
by Division and Circuit/County
FY 2007-08

Circuit/ County	Circuit Court					County Court			Total
	Criminal	Civil	Family Court*	Probate	Total	Criminal	Civil**	Total	
Circuit 5	12,838	11,114	18,918	6,087	48,957	35,943	49,491	85,434	134,391
Citrus	1,232	1,253	2,458	992	5,935	4,218	5,898	10,116	16,051
Hernando	2,314	1,971	3,825	1,288	9,398	5,221	11,898	17,119	26,517
Lake	3,896	2,934	4,635	1,731	13,196	11,202	13,667	24,869	38,065
Marion	4,588	3,380	6,927	1,747	16,642	12,965	14,703	27,668	44,310
Sumter	808	1,576	1,073	329	3,786	2,337	3,325	5,662	9,448
Circuit 6	20,972	14,898	22,682	8,692	67,244	67,785	77,749	145,534	212,778
Pasco	4,000	4,541	6,957	2,910	18,408	14,765	18,950	33,715	52,123
Pinellas	16,972	10,357	15,725	5,782	48,836	53,020	58,799	111,819	160,655
Circuit 7	9,125	8,652	16,329	5,500	39,606	53,778	58,828	112,606	152,212
Flagler	545	960	1,955	454	3,914	2,463	3,966	6,429	10,343
Putnam	1,022	589	2,006	355	3,972	4,274	4,003	8,277	12,249
St. Johns	1,844	1,298	2,321	756	6,219	8,250	9,679	17,929	24,148
Volusia	5,714	5,805	10,047	3,935	25,501	38,791	41,180	79,971	105,472
Circuit 8	5,209	2,535	6,798	2,419	16,961	19,871	34,303	54,174	71,135
Alachua	3,442	1,521	4,126	1,659	10,748	13,984	21,349	35,333	46,081
Baker	329	168	567	235	1,299	1,190	1,746	2,936	4,235
Bradford	488	191	441	165	1,285	1,461	3,045	4,506	5,791
Gilchrist	162	84	440	40	726	775	933	1,708	2,434
Levy	645	354	1,028	258	2,285	2,119	6,629	8,748	11,033
Union	143	217	196	62	618	342	601	943	1,561
Circuit 9	22,675	17,382	28,638	4,703	73,398	64,306	120,760	185,066	258,464
Orange	19,121	13,181	22,550	3,758	58,610	52,316	99,174	151,490	210,100
Osceola	3,554	4,201	6,088	945	14,788	11,990	21,586	33,576	48,364

Overall Statistics ❖ Dispositions

CIRCUIT AND COUNTY COURT DISPOSITIONS, Continued
by Division and Circuit/County
FY 2007-08

Circuit/ County	Circuit Court					County Court			Total
	Criminal	Civil	Family Court*	Probate	Total	Criminal	Civil**	Total	
Circuit 10	9,121	7,987	17,640	4,438	39,186	38,950	42,774	81,724	120,910
Hardee	326	218	555	127	1,226	2,104	1,054	3,158	4,384
Highlands	1,152	1,154	2,334	890	5,530	3,605	4,033	7,638	13,168
Polk	7,643	6,615	14,751	3,421	32,430	33,241	37,687	70,928	103,358
Circuit 11	32,997	38,132	35,213	10,242	116,584	150,976	490,264	641,240	757,824
Miami-Dade	32,997	38,132	35,213	10,242	116,584	150,976	490,264	641,240	757,824
Circuit 12	8,773	7,445	12,521	4,289	33,028	31,771	34,876	66,647	99,675
Desoto	448	36	368	80	932	1,679	1,337	3,016	3,948
Manatee	3,644	2,845	5,920	1,624	14,033	13,012	11,827	24,839	38,872
Sarasota	4,681	4,564	6,233	2,585	18,063	17,080	21,712	38,792	56,855
Circuit 13	21,011	12,109	26,875	5,710	65,705	68,267	113,903	182,170	247,875
Hillsborough	21,011	12,109	26,875	5,710	65,705	68,267	113,903	182,170	247,875
Circuit 14	5,323	2,809	6,840	1,776	16,748	20,128	18,322	38,450	55,198
Bay	3,380	1,821	4,437	1,123	10,761	15,011	10,539	25,550	36,311
Calhoun	321	82	244	43	690	656	1,751	2,407	3,097
Gulf	230	268	362	50	910	763	1,017	1,780	2,690
Holmes	323	101	430	110	964	989	697	1,686	2,650
Jackson	670	307	968	304	2,249	1,735	2,936	4,671	6,920
Washington	399	230	399	146	1,174	974	1,382	2,356	3,530
Circuit 15	12,835	16,085	17,402	7,035	53,357	56,474	108,691	165,165	218,522
Palm Beach	12,835	16,085	17,402	7,035	53,357	56,474	108,691	165,165	218,522
Circuit 16	1,290	1,076	1,580	430	4,376	2,423	5,885	8,308	12,684
Monroe	1,290	1,076	1,580	430	4,376	2,423	5,885	8,308	12,684

CIRCUIT AND COUNTY COURT DISPOSITIONS, Continued
by Division and Circuit/County
 FY 2007-08

Circuit/ County	Circuit Court					County Court			Total
	Criminal	Civil	Family Court*	Probate	Total	Criminal	Civil**	Total	
Circuit 17	18,506	33,488	30,228	6,652	88,874	78,301	340,006	418,307	507,181
Broward	18,506	33,488	30,228	6,652	88,874	78,301	340,006	418,307	507,181
Circuit 18	10,617	7,113	13,841	3,709	35,280	47,506	70,390	117,896	153,176
Brevard	6,180	3,777	7,716	1,876	19,549	30,622	31,527	62,149	81,698
Seminole	4,437	3,336	6,125	1,833	15,731	16,884	38,863	55,747	71,478
Circuit 19	7,644	7,445	11,042	3,924	30,055	28,756	41,569	70,325	100,380
Indian River	1,353	1,224	2,649	784	6,010	5,115	7,754	12,869	18,879
Martin	1,284	1,656	2,024	1,288	6,252	8,557	8,100	16,657	22,909
Okeechobee	858	430	1,089	134	2,511	2,195	3,125	5,320	7,831
St. Lucie	4,149	4,135	5,280	1,718	15,282	12,889	22,590	35,479	50,761
Circuit 20	10,153	18,236	20,387	6,705	55,481	62,321	63,795	126,116	181,597
Charlotte	2,132	2,193	3,275	1,746	9,346	5,202	6,779	11,981	21,327
Collier	2,564	3,965	4,074	1,678	12,281	18,075	18,817	36,892	49,173
Glades	168	58	148	24	398	584	2,078	2,662	3,060
Hendry	651	454	804	173	2,082	2,832	2,562	5,394	7,476
Lee	4,638	11,566	12,086	3,084	31,374	35,628	33,559	69,187	100,561
State Total	238,981	228,081	335,955	93,824	896,841	947,327	1,877,922	2,825,249	3,722,090

* Family Court includes Domestic Relations, Juvenile Delinquency and Juvenile Dependency with the exception of Termination of Parental Rights (TPR) Dispositions. The number of dispositions in TPR cases is not collected as part of the Summary Reporting System.

** These data do not include all Civil Traffic Infractions reported to the Department of Highway Safety and Motor Vehicles by the clerks of court. They only represent those Civil Traffic Infraction filings involving a judge or hearing officer.