

Circuit Probate ❖ Overview

The Circuit Probate division includes the following two categories of probate cases: probate and mental health and trust and guardianship. Within these categories are the following case types:

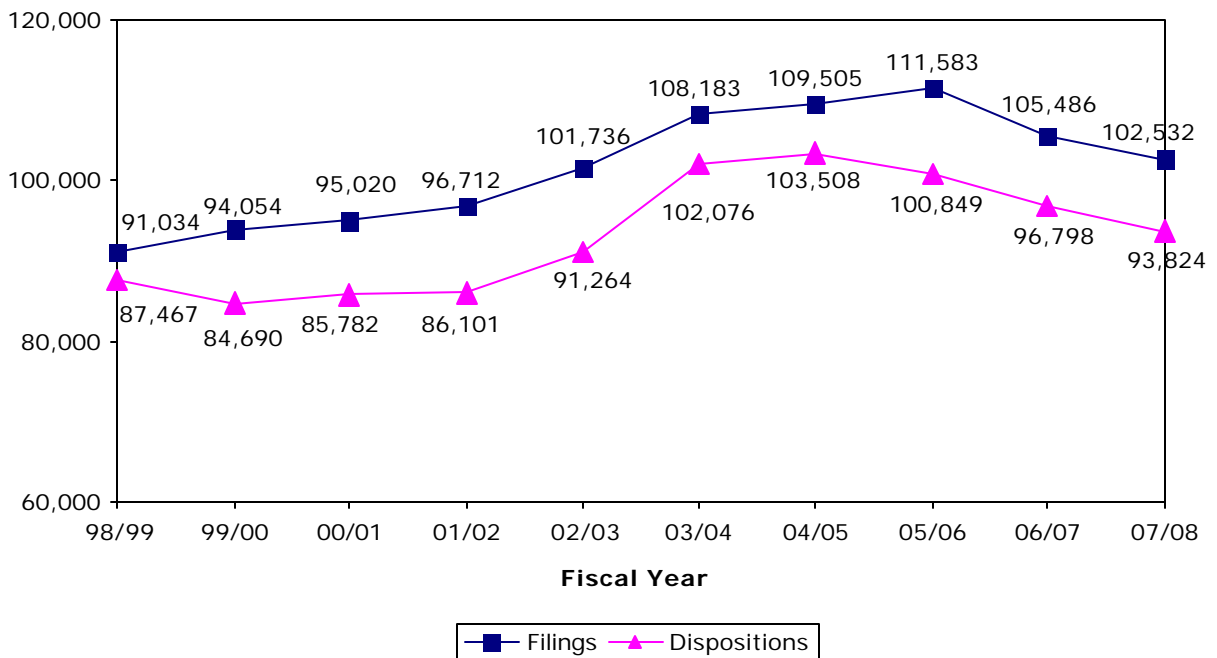
Probate and Mental Health - probate, Baker Act, substance abuse, and other social cases

Trust and Guardianship - adult and minor guardianship and trust

In the Circuit Probate division, *Filings* correspond to each petition filed. *Dispositions* correspond to each petition disposed.

CIRCUIT PROBATE FILINGS & DISPOSITIONS

FY 1998-99 to FY 2007-08



CIRCUIT PROBATE FILINGS
Statewide by Category, Case Type, and Month
FY 2007-08

Category/ Case Type	Jul	Aug	Sep	Oct	Nov	Dec	Jan	Feb	Mar	Apr	May	Jun	Total
Probate and Mental Health	8,100	8,177	7,044	8,143	7,514	6,855	7,745	8,220	8,243	8,240	7,942	8,332	94,555
Probate	4,784	4,902	4,136	4,658	4,215	3,959	4,424	4,855	4,928	4,887	4,465	4,938	55,151
Baker Act	2,232	2,203	1,975	2,326	2,406	2,027	2,234	2,302	2,273	2,163	2,304	2,289	26,734
Substance Abuse	704	659	581	739	532	540	692	664	652	745	745	715	7,968
Other Social Cases	380	413	352	420	361	329	395	399	390	445	428	390	4,702
Trust and Guardianship	662	730	566	724	635	592	617	665	621	740	756	669	7,977
Guardianship	594	606	506	640	565	510	543	574	548	664	657	598	7,005
Trust	68	124	60	84	70	82	74	91	73	76	99	71	972
Total	8,762	8,907	7,610	8,867	8,149	7,447	8,362	8,885	8,864	8,980	8,698	9,001	102,532

Circuit Probate ❖ Filings

CIRCUIT PROBATE FILINGS

by Category

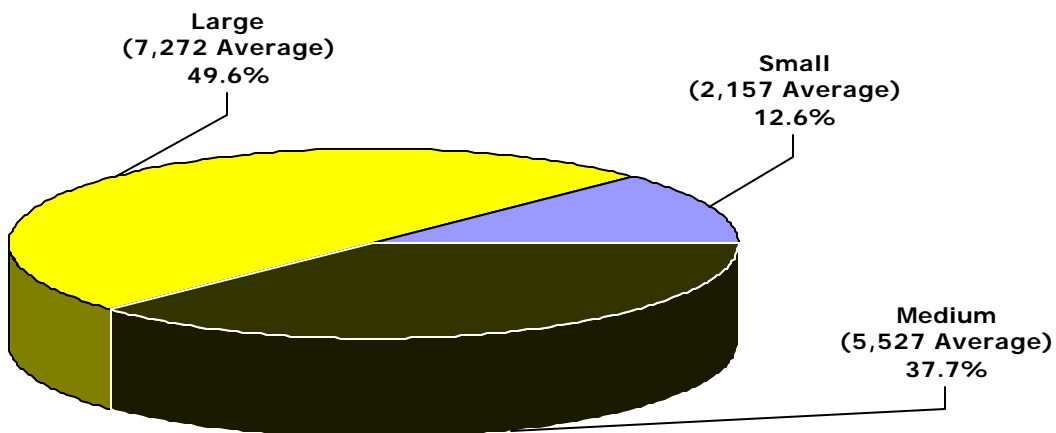
FY 2007-08



CIRCUIT PROBATE FILINGS

by Circuit Size*

FY 2007-08



*Small Circuits- 2nd, 3rd, 8th, 14th, 16th, 19th;
Medium Circuits- 1st, 5th, 7th, 10th, 12th, 18th, 20th;
Large Circuits- 4th, 6th, 9th, 11th, 13th, 15th, 17th (as defined in the Glossary).

CIRCUIT PROBATE FILINGS
by Case Type and Circuit
FY 2007-08

Circuit	Probate	Baker Act	Substance Abuse	Other Social Cases	Guardianship	Trust	Total
1	2,090	1,557	307	112	240	25	4,331
2	1,089	1,265	102	389	148	37	3,030
3	669	210	196	63	82	0	1,220
4	2,151	1,046	889	147	492	20	4,745
5	4,225	1,346	139	299	431	17	6,457
6	5,231	2,612	293	336	472	90	9,034
7	3,224	1,410	571	122	302	20	5,649
8	919	1,003	140	224	102	10	2,398
9	2,496	1,074	560	317	495	62	5,004
10	2,241	1,374	256	196	299	24	4,390
11	3,947	3,781	610	871	913	74	10,196
12	3,137	993	625	66	450	105	5,376
13	2,483	2,104	498	296	368	53	5,802
14	1,080	475	159	53	102	0	1,869
15	4,863	1,105	970	257	501	225	7,921
16	438	44	17	14	23	0	536
17	4,887	1,853	536	365	471	88	8,200
18	2,674	1,210	741	157	357	41	5,180
19	2,316	960	207	125	257	25	3,890
20	4,991	1,312	152	293	500	56	7,304
Total	55,151	26,734	7,968	4,702	7,005	972	102,532

Circuit Probate ❖ Filings

CIRCUIT PROBATE FILINGS
by Category and Circuit/County
 FY 2007-08

Circuit/County	Probate and Mental Health	Trust and Guardianship	Total
Circuit 1	4,066	265	4,331
Escambia	2,150	122	2,272
Okaloosa	1,136	73	1,209
Santa Rosa	511	56	567
Walton	269	14	283
Circuit 2	2,845	185	3,030
Franklin	68	2	70
Gadsden	517	71	588
Jefferson	75	2	77
Leon	1,968	93	2,061
Liberty	67	4	71
Wakulla	150	13	163
Circuit 3	1,138	82	1,220
Columbia	386	29	415
Dixie	87	3	90
Hamilton	105	3	108
Lafayette	33	8	41
Madison	124	12	136
Suwannee	238	19	257
Taylor	165	8	173
Circuit 4	4,233	512	4,745
Clay	451	83	534
Duval	3,520	393	3,913
Nassau	262	36	298

CIRCUIT PROBATE FILINGS, Continued
by Category and Circuit/County
 FY 2007-08

Circuit/County	Probate and Mental Health	Trust and Guardianship	Total
Circuit 5	6,009	448	6,457
Citrus	900	81	981
Hernando	1,432	127	1,559
Lake	1,644	93	1,737
Marion	1,705	129	1,834
Sumter	328	18	346
Circuit 6	8,472	562	9,034
Pasco	2,912	129	3,041
Pinellas	5,560	433	5,993
Circuit 7	5,327	322	5,649
Flagler	482	38	520
Putnam	452	24	476
St. Johns	700	69	769
Volusia	3,693	191	3,884
Circuit 8	2,286	112	2,398
Alachua	1,529	78	1,607
Baker	244	10	254
Bradford	141	3	144
Gilchrist	61	6	67
Levy	233	12	245
Union	78	3	81
Circuit 9	4,447	557	5,004
Orange	3,614	435	4,049
Osceola	833	122	955

Circuit Probate ❖ Filings

CIRCUIT PROBATE FILINGS, Continued
by Category and Circuit/County
 FY 2007-08

Circuit/County	Probate and Mental Health	Trust and Guardianship	Total
Circuit 10	4,067	323	4,390
Hardee	95	35	130
Highlands	887	50	937
Polk	3,085	238	3,323
Circuit 11	9,209	987	10,196
Miami-Dade	9,209	987	10,196
Circuit 12	4,821	555	5,376
Desoto	82	10	92
Manatee	1,664	157	1,821
Sarasota	3,075	388	3,463
Circuit 13	5,381	421	5,802
Hillsborough	5,381	421	5,802
Circuit 14	1,767	102	1,869
Bay	947	55	1,002
Calhoun	68	3	71
Gulf	89	3	92
Holmes	110	10	120
Jackson	321	17	338
Washington	232	14	246
Circuit 15	7,195	726	7,921
Palm Beach	7,195	726	7,921
Circuit 16	513	23	536
Monroe	513	23	536

CIRCUIT PROBATE FILINGS, Continued
by Category and Circuit/County
 FY 2007-08

Circuit/County	Probate and Mental Health	Trust and Guardianship	Total
Circuit 17	7,641	559	8,200
Broward	7,641	559	8,200
Circuit 18	4,782	398	5,180
Brevard	3,041	236	3,277
Seminole	1,741	162	1,903
Circuit 19	3,608	282	3,890
Indian River	888	91	979
Martin	845	71	916
Okeechobee	195	16	211
St. Lucie	1,680	104	1,784
Circuit 20	6,748	556	7,304
Charlotte	1,748	115	1,863
Collier	1,590	154	1,744
Glades	47	11	58
Hendry	162	21	183
Lee	3,201	255	3,456
State Total	94,555	7,977	102,532

Circuit Probate ❖ Dispositions

CIRCUIT PROBATE DISPOSITIONS
Statewide by Category, Case Type, and Month
FY 2007-08

Category/ Case Type	Jul	Aug	Sep	Oct	Nov	Dec	Jan	Feb	Mar	Apr	May	Jun	Total
Probate and Mental Health	7,565	7,739	6,618	7,637	6,592	6,523	7,511	7,273	7,249	7,451	7,092	7,366	86,616
Probate	4,496	4,624	3,901	4,615	3,910	3,880	4,256	4,162	4,243	4,177	3,941	4,233	50,438
Baker Act	2,117	2,104	1,863	2,079	1,902	1,846	2,275	2,168	2,030	2,232	2,105	2,050	24,771
Substance Abuse	628	666	529	591	465	476	618	596	627	652	651	676	7,175
Other Social Cases	324	345	325	352	315	321	362	347	349	390	395	407	4,232
Trust and Guardianship	618	644	521	547	585	481	548	621	660	711	653	619	7,208
Guardianship	558	559	479	502	528	440	498	568	617	672	606	573	6,600
Trust	60	85	42	45	57	41	50	53	43	39	47	46	608
Total	8,183	8,383	7,139	8,184	7,177	7,004	8,059	7,894	7,909	8,162	7,745	7,985	93,824

CIRCUIT PROBATE DISPOSITIONS

by Category

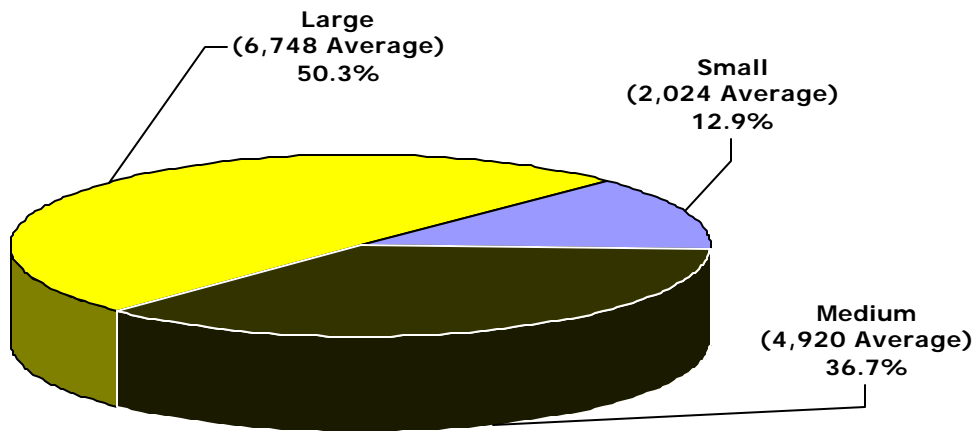
FY 2007-08



CIRCUIT PROBATE DISPOSITIONS

by Circuit Size*

FY 2007-08



*Small Circuits- 2nd, 3rd, 8th, 14th, 16th, 19th;
Medium Circuits- 1st, 5th, 7th, 10th, 12th, 18th, 20th;
Large Circuits- 4th, 6th, 9th, 11th, 13th, 15th, 17th (as defined in the Glossary).

Circuit Probate ❖ Dispositions**CIRCUIT PROBATE DISPOSITIONS****by Case Type and Circuit**

FY 2007-08

Circuit	Probate	Baker Act	Substance Abuse	Other Social Cases	Guardianship	Trust	Total
1	1,803	1,296	284	98	211	20	3,712
2	754	1,198	82	314	216	27	2,591
3	556	184	183	39	44	0	1,006
4	1,813	1,070	699	110	512	0	4,204
5	4,048	1,258	138	263	358	22	6,087
6	5,037	2,572	283	330	428	42	8,692
7	3,161	1,399	532	120	266	22	5,500
8	967	983	135	209	117	8	2,419
9	2,269	1,046	558	318	458	54	4,703
10	2,202	1,392	393	168	265	18	4,438
11	4,059	3,703	524	880	1,041	35	10,242
12	2,953	490	514	53	237	42	4,289
13	2,478	2,035	494	305	351	47	5,710
14	1,045	457	155	39	80	0	1,776
15	4,433	981	868	201	417	135	7,035
16	340	37	21	10	22	0	430
17	3,663	1,802	320	268	586	13	6,652
18	1,931	682	654	136	281	25	3,709
19	2,351	909	223	102	282	57	3,924
20	4,575	1,277	115	269	428	41	6,705
Total	50,438	24,771	7,175	4,232	6,600	608	93,824

CIRCUIT PROBATE DISPOSITIONS
by Category and Circuit/County
 FY 2007-08

Circuit/County	Probate and Mental Health	Trust and Guardianship	Total
Circuit 1	3,481	231	3,712
Escambia	2,089	118	2,207
Okaloosa	722	35	757
Santa Rosa	488	73	561
Walton	182	5	187
Circuit 2	2,348	243	2,591
Franklin	31	13	44
Gadsden	452	159	611
Jefferson	4	0	4
Leon	1,749	62	1,811
Liberty	11	0	11
Wakulla	101	9	110
Circuit 3	962	44	1,006
Columbia	393	22	415
Dixie	55	0	55
Hamilton	28	0	28
Lafayette	33	0	33
Madison	208	6	214
Suwannee	109	12	121
Taylor	136	4	140
Circuit 4	3,692	512	4,204
Clay	368	24	392
Duval	3,112	452	3,564
Nassau	212	36	248

Circuit Probate ❖ Dispositions

CIRCUIT PROBATE DISPOSITIONS, Continued
by Category and Circuit/County
 FY 2007-08

Circuit/County	Probate and Mental Health	Trust and Guardianship	Total
Circuit 5	5,707	380	6,087
Citrus	904	88	992
Hernando	1,237	51	1,288
Lake	1,639	92	1,731
Marion	1,615	132	1,747
Sumter	312	17	329
Circuit 6	8,222	470	8,692
Pasco	2,793	117	2,910
Pinellas	5,429	353	5,782
Circuit 7	5,212	288	5,500
Flagler	428	26	454
Putnam	341	14	355
St. Johns	703	53	756
Volusia	3,740	195	3,935
Circuit 8	2,294	125	2,419
Alachua	1,578	81	1,659
Baker	231	4	235
Bradford	159	6	165
Gilchrist	40	0	40
Levy	229	29	258
Union	57	5	62
Circuit 9	4,191	512	4,703
Orange	3,356	402	3,758
Osceola	835	110	945

CIRCUIT PROBATE DISPOSITIONS, Continued
by Category and Circuit/County
 FY 2007-08

Circuit/County	Probate and Mental Health	Trust and Guardianship	Total
Circuit 10	4,155	283	4,438
Hardee	96	31	127
Highlands	873	17	890
Polk	3,186	235	3,421
Circuit 11	9,166	1,076	10,242
Miami-Dade	9,166	1,076	10,242
Circuit 12	4,010	279	4,289
Desoto	73	7	80
Manatee	1,552	72	1,624
Sarasota	2,385	200	2,585
Circuit 13	5,312	398	5,710
Hillsborough	5,312	398	5,710
Circuit 14	1,696	80	1,776
Bay	1,102	21	1,123
Calhoun	43	0	43
Gulf	48	2	50
Holmes	104	6	110
Jackson	268	36	304
Washington	131	15	146
Circuit 15	6,483	552	7,035
Palm Beach	6,483	552	7,035
Circuit 16	408	22	430
Monroe	408	22	430

Circuit Probate ❖ Dispositions

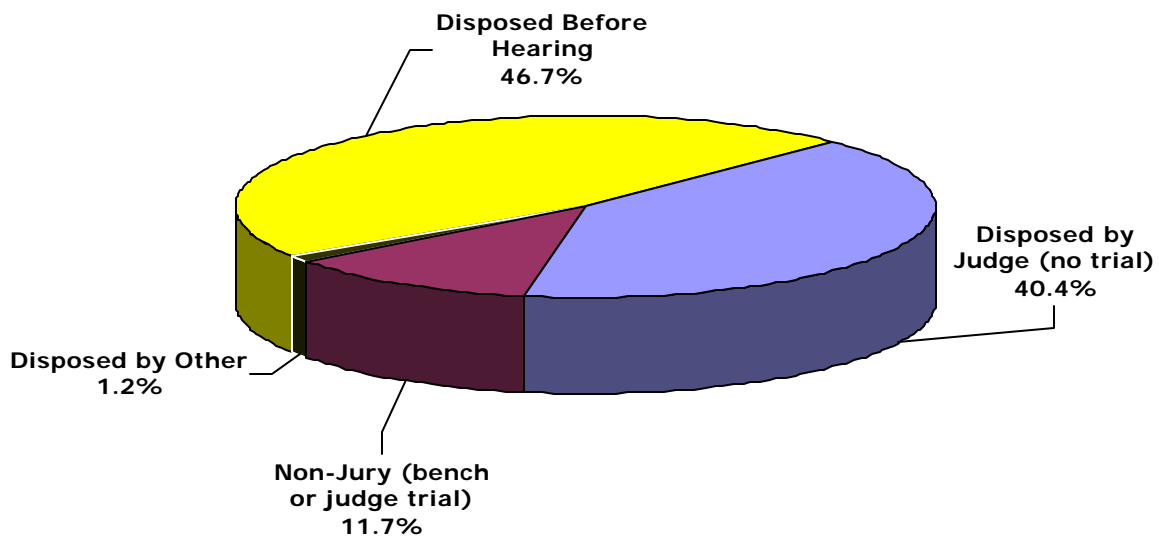
CIRCUIT PROBATE DISPOSITIONS, Continued
by Category and Circuit/County
 FY 2007-08

Circuit/County	Probate and Mental Health	Trust and Guardianship	Total
Circuit 17	6,053	599	6,652
Broward	6,053	599	6,652
Circuit 18	3,403	306	3,709
Brevard	1,728	148	1,876
Seminole	1,675	158	1,833
Circuit 19	3,585	339	3,924
Indian River	716	68	784
Martin	1,146	142	1,288
Okeechobee	128	6	134
St. Lucie	1,595	123	1,718
Circuit 20	6,236	469	6,705
Charlotte	1,674	72	1,746
Collier	1,518	160	1,678
Glades	24	0	24
Hendry	151	22	173
Lee	2,869	215	3,084
State Total	86,616	7,208	93,824

CIRCUIT PROBATE DISPOSITIONS
Statewide by Case Type and Disposition Type
 FY 2007-08

Disposition Type	Probate	Baker Act	Substance Abuse	Other Social Cases	Guardianship	Trust	Total
Disposed Before Hearing	25,872	13,597	2,590	722	757	299	43,837
Disposed by Judge (No Trial)	23,946	5,119	3,167	1,644	3,735	264	37,875
Disposed by Non-Jury	376	5,454	1,382	1,754	2,008	42	11,016
Disposed by Other	244	601	36	112	100	3	1,096
Total	50,438	24,771	7,175	4,232	6,600	608	93,824

CIRCUIT PROBATE DISPOSITIONS
by Disposition Type
 FY 2007-08



Circuit Probate ❖ Other Statistics

The Circuit Probate division also involves other statistics in the form of clearance rates and reopenings. **These data are provided by the 67 clerks of court. However, dispositions and special proceedings data are not audited for accuracy by the OSCA.**

Clearance Rate - The clearance rate is a useful measure of the responsiveness of a court to the demand for services, and is nationally recognized as a measure of court performance. The rate is determined by taking the total number of cases *disposed* divided by the total number of cases *filed* during a specific time period. If a court received 1,000 new cases a month and disposed of 900 cases within the same month, the clearance rate for that month would be 90%.

Reopening - A reopening occurs when a case that has previously been reported as disposed is resubmitted to the court through a motion or petition.

CIRCUIT PROBATE CLEARANCE RATES
by Circuit
FY 2007-08

Circuit	Filings	Dispositions	Clearance Rates
1	4,331	3,712	85.7%
2	3,030	2,591	85.5%
3	1,220	1,006	82.5%
4	4,745	4,204	88.6%
5	6,457	6,087	94.3%
6	9,034	8,692	96.2%
7	5,649	5,500	97.4%
8	2,398	2,419	100.9%
9	5,004	4,703	94.0%
10	4,390	4,438	101.1%
11	10,196	10,242	100.5%
12	5,376	4,289	79.8%
13	5,802	5,710	98.4%
14	1,869	1,776	95.0%
15	7,921	7,035	88.8%
16	536	430	80.2%
17	8,200	6,652	81.1%
18	5,180	3,709	71.6%
19	3,890	3,924	100.9%
20	7,304	6,705	91.8%
Total	102,532	93,824	91.5%

Circuit Probate ❖ Other Statistics**CIRCUIT PROBATE SPECIAL PROCEEDINGS**

by Circuit

FY 2007-08

Circuit	Reopenings
1	3,854
2	931
3	41
4	1,198
5	2,996
6	8,676
7	2,394
8	595
9	4,873
10	3,146
11	23,034
12	191
13	3,933
14	320
15	6,004
16	86
17	1,272
18	3,137
19	2,843
20	3,251
Total	72,775

-This page intentionally left blank-