

Circuit Civil ❖ Overview

The Circuit Civil division includes the following four categories of civil cases: professional malpractice and product liability, auto and other negligence, contracts, and other circuit civil. Within these categories are the following case types:

Professional Malpractice and Product Liability - professional malpractice and product liability

Auto and Other Negligence - auto negligence and other negligence

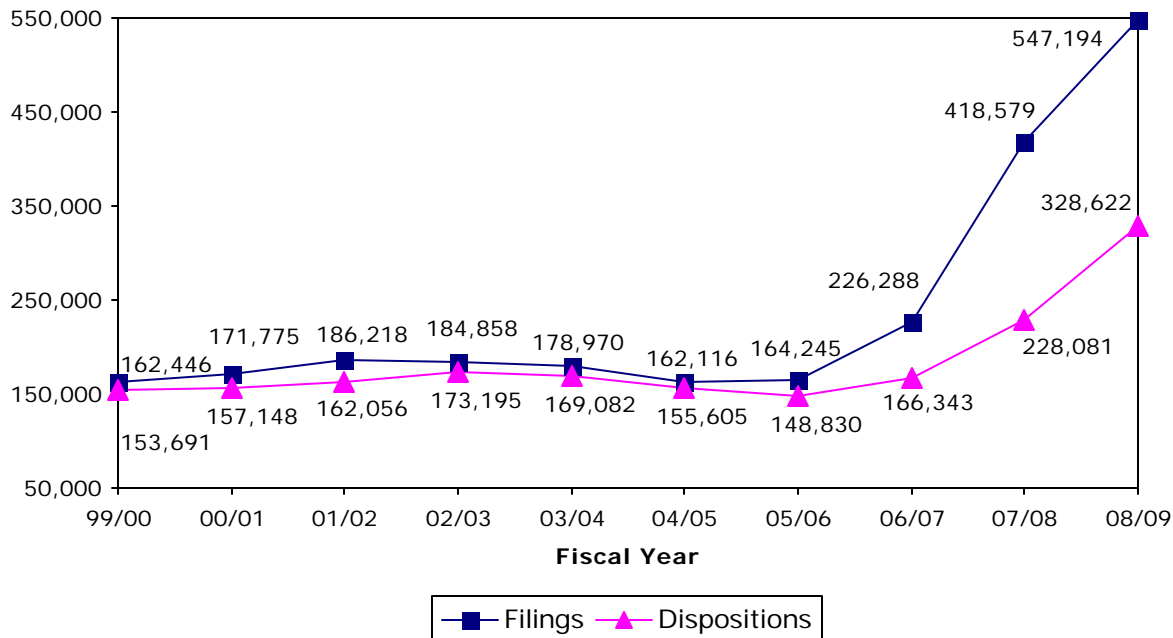
Contracts - condominium, contract and indebtedness, and real property/mortgage foreclosure

Other Circuit Civil - eminent domain and other⁸

In the Circuit Civil division, *Filings* correspond to each complaint or petition filed. *Dispositions* correspond to each complaint or petition disposed. *Jury Trials* are defined as trials in which a group of citizens is impaneled, selected and sworn to determine the issues of fact in a case.

CIRCUIT CIVIL FILINGS & DISPOSITIONS

FY 1999-00 to FY 2008-09



Note: FY 2006-07 to FY 2008-09 circuit civil filings increase driven by real property/mortgage foreclosure.

⁸ Examples of other cases include: declaratory judgments, injunctions, administrative agency appeals, bond estreatures, replevins, habeas corpus proceedings, forfeitures, interpleaders, and other similar events.

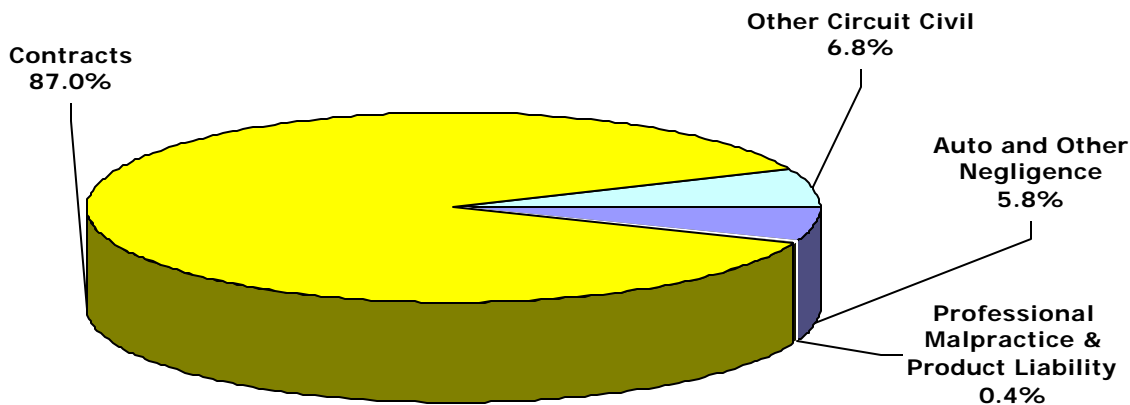
CIRCUIT CIVIL FILINGS
Statewide by Category, Case Type, and Month
FY 2008-09

Category/ Case Type	Jul	Aug	Sep	Oct	Nov	Dec	Jan	Feb	Mar	Apr	May	Jun	Total
Professional Malpractice and Product Liability	183	176	181	178	136	242	197	196	191	203	143	213	2,239
Professional Malpractice	86	119	93	129	100	108	100	111	121	82	103	134	1,286
Product Liability	97	57	88	49	36	134	97	85	70	121	40	79	953
Auto and Other Negligence	2,417	2,455	2,627	2,747	2,321	2,592	2,618	2,691	2,971	2,757	2,634	2,840	31,670
Auto Negligence	1,489	1,477	1,628	1,668	1,496	1,589	1,589	1,653	1,834	1,720	1,607	1,747	19,497
Other Negligence	928	978	999	1,079	825	1,003	1,029	1,038	1,137	1,037	1,027	1,093	12,173
Contracts	35,538	35,365	41,612	44,230	31,752	40,214	40,171	40,731	47,181	43,015	39,056	37,405	476,270
Condominium	203	242	153	174	103	144	206	231	212	222	203	234	2,327
Contract and Indebtedness	4,278	4,506	5,425	5,683	4,846	6,311	5,446	6,145	7,854	6,845	7,132	5,995	70,466
Real Property/ Mortgage Foreclosure	31,057	30,617	36,034	38,373	26,803	33,759	34,519	34,355	39,115	35,948	31,721	31,176	403,477
Other Circuit Civil	2,994	2,946	3,066	3,331	2,810	3,364	2,897	3,041	3,362	3,161	3,173	2,870	37,015
Eminent Domain	49	60	66	108	79	118	58	51	93	82	45	47	856
Other	2,945	2,886	3,000	3,223	2,731	3,246	2,839	2,990	3,269	3,079	3,128	2,823	36,159
Total	41,132	40,942	47,486	50,486	37,019	46,412	45,883	46,659	53,705	49,136	45,006	43,328	547,194

5

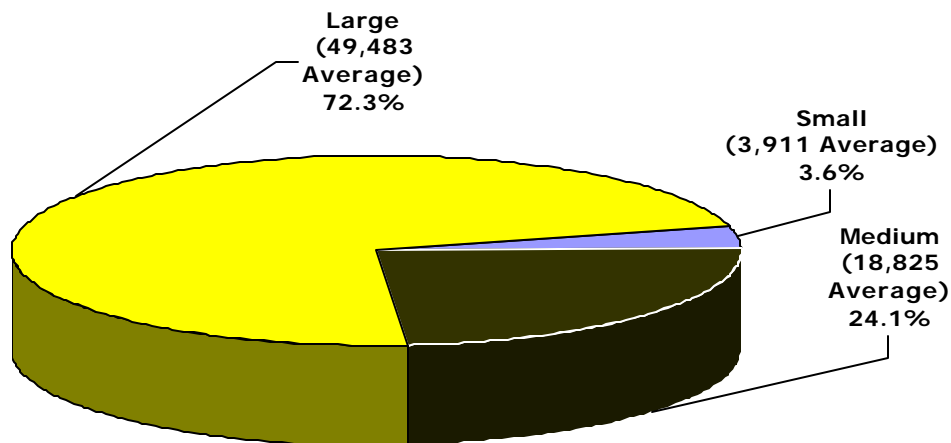
Circuit Civil ❖ Filings

**CIRCUIT CIVIL FILINGS
by Category
FY 2008-09**



5

**CIRCUIT CIVIL FILINGS
by Circuit Size*
FY 2008-09**



*Small Circuits- 2nd, 3rd, 8th, 14th, 16th;
Medium Circuits- 1st, 5th, 7th, 10th, 12th, 18th, 19th;
Large Circuits- 4th, 6th, 9th, 11th, 13th, 15th, 17th, 20th (as defined in the Glossary).

CIRCUIT CIVIL FILINGS
by Case Type and Circuit
FY 2008-09

Circuit	Professional Malpractice	Product Liability	Auto Negligence	Other Negligence	Condominium	Contract and Indebtedness	Real Property/ Mortgage Foreclosure	Eminent Domain	Other	Total
1	37	53	507	252	11	1,845	8,416	32	1,061	12,214
2	29	5	259	168	6	789	2,931	10	2,127	6,324
3	7	1	81	50	0	191	1,159	1	571	2,061
4	68	31	1,421	571	36	3,325	16,194	31	1,470	23,147
5	54	17	722	323	0	2,548	17,001	92	1,877	22,634
6	110	22	2,002	1,063	3	4,907	23,918	68	1,229	33,322
7	58	101	703	450	9	2,083	15,351	9	1,384	20,148
8	19	45	179	145	0	572	2,287	4	698	3,949
9	81	24	1,654	894	22	5,192	41,489	243	2,213	51,812
10	43	6	580	206	0	1,555	11,982	108	1,275	15,755
11	163	111	2,154	2,507	1,963	13,615	65,826	17	6,736	93,092
12	55	8	666	289	7	2,880	15,374	17	1,014	20,310
13	116	103	2,360	733	0	4,166	22,886	49	2,109	32,522
14	19	5	160	83	5	652	3,152	11	649	4,736
15	144	257	1,978	1,191	66	6,025	31,858	42	2,510	44,071
16	3	1	54	88	5	336	1,737	1	261	2,486
17	122	53	1,890	1,752	154	9,253	51,668	2	5,219	70,113
18	51	16	771	386	7	2,964	17,375	61	1,009	22,640
19	45	18	554	349	23	1,982	13,796	18	1,287	18,072
20	62	76	802	673	10	5,586	39,077	40	1,460	47,786
Total	1,286	953	19,497	12,173	2,327	70,466	403,477	856	36,159	547,194

Circuit Civil ❖ Filings

CIRCUIT CIVIL FILINGS
by Category and Circuit/County
FY 2008-09

Circuit/ County	Professional Malpractice and Product Liability	Auto and Other Negligence	Contracts	Other Circuit Civil	Total
Circuit 1	90	759	10,272	1,093	12,214
Escambia	62	396	3,372	366	4,196
Okaloosa	18	195	2,951	299	3,463
Santa Rosa	8	115	1,783	214	2,120
Walton	2	53	2,166	214	2,435
Circuit 2	34	427	3,726	2,137	6,324
Franklin	1	4	332	59	396
Gadsden	1	30	403	118	552
Jefferson	0	17	109	69	195
Leon	31	352	2,470	1,768	4,621
Liberty	0	3	39	26	68
Wakulla	1	21	373	97	492
Circuit 3	8	131	1,350	572	2,061
Columbia	2	73	574	194	843
Dixie	1	1	88	75	165
Hamilton	0	11	108	51	170
Lafayette	0	3	30	45	78
Madison	1	13	140	64	218
Suwannee	3	19	283	75	380
Taylor	1	11	127	68	207
Circuit 4	99	1,992	19,555	1,501	23,147
Clay	6	179	2,862	229	3,276
Duval	93	1,737	15,814	1,139	18,783
Nassau	0	76	879	133	1,088

CIRCUIT CIVIL FILINGS, Continued
by Category and Circuit/County
 FY 2008-09

Circuit/ County	Professional Malpractice and Product Liability	Auto and Other Negligence	Contracts	Other Circuit Civil	Total
Circuit 5	71	1,045	19,549	1,969	22,634
Citrus	5	133	2,144	163	2,445
Hernando	14	245	3,945	296	4,500
Lake	21	258	6,508	348	7,135
Marion	28	360	6,458	480	7,326
Sumter	3	49	494	682	1,228
Circuit 6	132	3,065	28,828	1,297	33,322
Pasco	25	782	10,628	405	11,840
Pinellas	107	2,283	18,200	892	21,482
Circuit 7	159	1,153	17,443	1,393	20,148
Flagler	5	103	3,072	165	3,345
Putnam	7	91	769	160	1,027
St. Johns	15	169	3,208	335	3,727
Volusia	132	790	10,394	733	12,049
Circuit 8	64	324	2,859	702	3,949
Alachua	50	285	1,757	357	2,449
Baker	0	7	193	85	285
Bradford	12	2	229	88	331
Gilchrist	0	6	130	25	161
Levy	1	17	480	74	572
Union	1	7	70	73	151
Circuit 9	105	2,548	46,703	2,456	51,812
Orange	92	2,158	33,611	1,962	37,823
Osceola	13	390	13,092	494	13,989

Circuit Civil ❖ Filings

CIRCUIT CIVIL FILINGS, Continued
by Category and Circuit/County
FY 2008-09

Circuit/ County	Professional Malpractice and Product Liability	Auto and Other Negligence	Contracts	Other Circuit Civil	Total
Circuit 10	49	786	13,537	1,383	15,755
Hardee	4	24	163	57	248
Highlands	10	71	1,607	173	1,861
Polk	35	691	11,767	1,153	13,646
Circuit 11	274	4,661	81,404	6,753	93,092
Miami-Dade	274	4,661	81,404	6,753	93,092
Circuit 12	63	955	18,261	1,031	20,310
Desoto	2	27	412	46	487
Manatee	18	409	7,190	447	8,064
Sarasota	43	519	10,659	538	11,759
Circuit 13	219	3,093	27,052	2,158	32,522
Hillsborough	219	3,093	27,052	2,158	32,522
Circuit 14	24	243	3,809	660	4,736
Bay	17	180	2,822	283	3,302
Calhoun	2	2	70	31	105
Gulf	0	2	326	68	396
Holmes	2	8	120	39	169
Jackson	3	35	310	134	482
Washington	0	16	161	105	282
Circuit 15	401	3,169	37,949	2,552	44,071
Palm Beach	401	3,169	37,949	2,552	44,071
Circuit 16	4	142	2,078	262	2,486
Monroe	4	142	2,078	262	2,486

CIRCUIT CIVIL FILINGS, Continued
by Category and Circuit/County
 FY 2008-09

Circuit/ County	Professional Malpractice and Product Liability	Auto and Other Negligence	Contracts	Other Circuit Civil	Total
Circuit 17	175	3,642	61,075	5,221	70,113
Broward	175	3,642	61,075	5,221	70,113
Circuit 18	67	1,157	20,346	1,070	22,640
Brevard	41	708	11,132	677	12,558
Seminole	26	449	9,214	393	10,082
Circuit 19	63	903	15,801	1,305	18,072
Indian River	14	161	2,957	184	3,316
Martin	11	199	2,702	553	3,465
Okeechobee	7	59	597	102	765
St. Lucie	31	484	9,545	466	10,526
Circuit 20	138	1,475	44,673	1,500	47,786
Charlotte	12	152	5,460	226	5,850
Collier	36	421	9,959	433	10,849
Glades	0	3	103	26	132
Hendry	2	29	635	80	746
Lee	88	870	28,516	735	30,209
State Total	2,239	31,670	476,270	37,015	547,194

Circuit Civil ❖ Dispositions

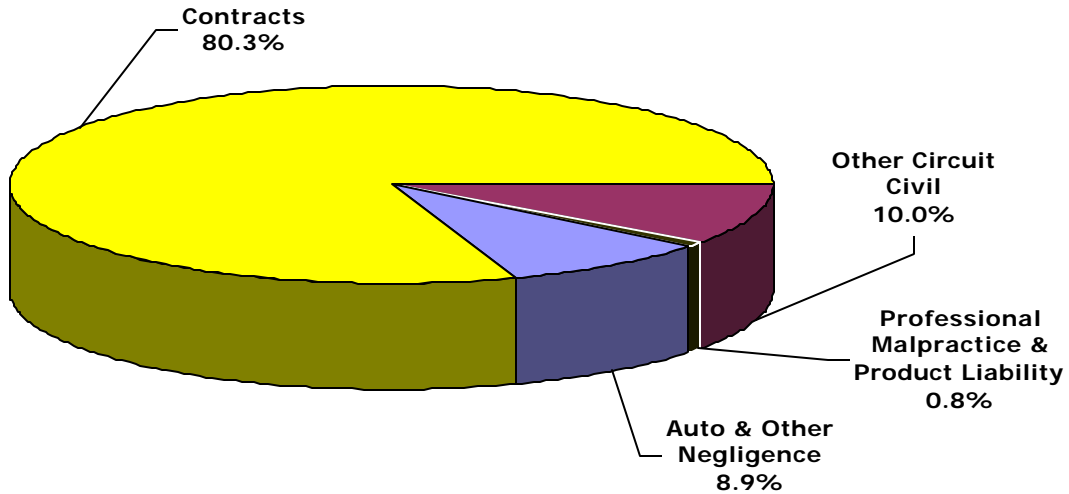
CIRCUIT CIVIL DISPOSITIONS
Statewide by Category, Case Type, and Month
FY 2008-09

Category/ Case Type	Jul	Aug	Sep	Oct	Nov	Dec	Jan	Feb	Mar	Apr	May	Jun	Total
Professional Malpractice and Product Liability	165	469	141	157	589	183	139	159	151	167	284	178	2,782
Professional Malpractice	109	83	99	89	84	131	99	104	108	92	121	98	1,217
Product Liability	56	386	42	68	505	52	40	55	43	75	163	80	1,565
Auto and Other Negligence	2,611	2,354	2,417	2,606	2,088	2,387	2,343	2,403	2,523	2,399	2,433	2,568	29,132
Auto Negligence	1,595	1,449	1,452	1,649	1,284	1,443	1,422	1,444	1,556	1,462	1,477	1,593	17,826
Other Negligence	1,016	905	965	957	804	944	921	959	967	937	956	975	11,306
Contracts	18,965	17,463	19,416	21,538	18,523	20,486	22,538	23,115	24,902	26,419	25,543	25,049	263,957
Condominium	123	126	111	133	90	106	124	109	126	157	197	181	1,583
Contract and Indebtedness	3,931	3,433	3,851	4,066	3,103	3,685	3,867	3,939	4,644	4,570	5,001	4,900	48,990
Real Property/ Mortgage Foreclosure	14,911	13,904	15,454	17,339	15,330	16,695	18,547	19,067	20,132	21,692	20,345	19,968	213,384
Other Circuit Civil	3,039	2,523	2,900	2,747	2,258	2,548	2,683	2,877	2,721	2,674	2,875	2,906	32,751
Eminent Domain	45	79	55	47	34	78	51	93	58	45	61	131	777
Other	2,994	2,444	2,845	2,700	2,224	2,470	2,632	2,784	2,663	2,629	2,814	2,775	31,974
Total	24,780	22,809	24,874	27,048	23,458	25,604	27,703	28,554	30,297	31,659	31,135	30,701	328,622

CIRCUIT CIVIL DISPOSITIONS

by Category

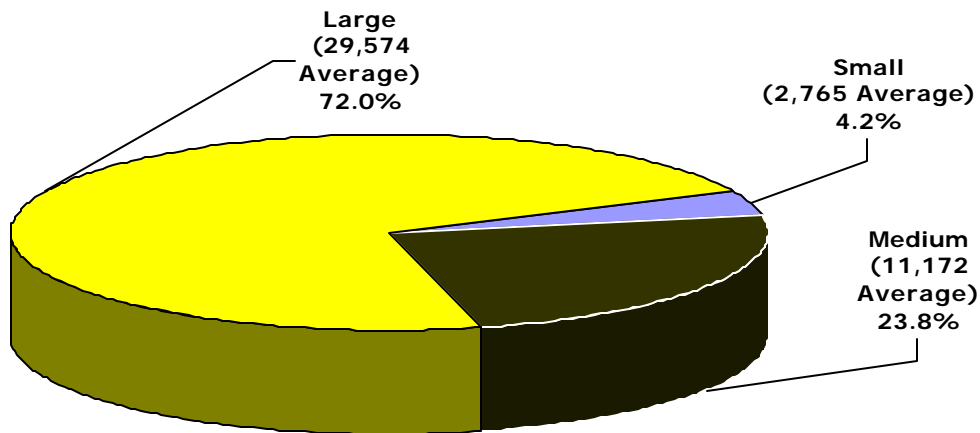
FY 2008-09



CIRCUIT CIVIL DISPOSITIONS

by Circuit Size*

FY 2008-09



*Small Circuits- 2nd, 3rd, 8th, 14th, 16th;
Medium Circuits- 1st, 5th, 7th, 10th, 12th, 18th, 19th;
Large Circuits- 4th, 6th, 9th, 11th, 13th, 15th, 17th, 20th (as defined in the Glossary).

Circuit Civil ❖ Dispositions

**CIRCUIT CIVIL DISPOSITIONS
by Case Type and Circuit
FY 2008-09**

Circuit	Professional Malpractice	Product Liability	Auto Negligence	Other Negligence	Condominium	Contract and Indebtedness	Real Property/Mortgage Foreclosure	Eminent Domain	Other	Total
1	50	184	506	234	11	1,510	4,549	32	920	7,996
2	21	8	312	150	3	510	1,700	25	1,646	4,375
3	6	3	95	36	0	187	844	0	362	1,533
4	55	41	1,212	511	13	1,871	9,324	5	1,283	14,315
5	60	13	694	338	0	1,966	10,913	34	1,779	15,797
6	107	17	1,989	1,008	5	3,708	11,294	16	1,215	19,359
7	49	25	688	425	6	1,525	8,199	2	1,136	12,055
8	25	31	175	101	0	434	1,450	0	675	2,891
9	71	19	1,398	634	13	3,222	24,969	45	1,592	31,963
10	42	8	632	245	0	1,247	8,104	111	1,173	11,562
11	213	496	2,229	2,555	1,326	9,268	31,365	17	6,534	54,003
12	41	11	533	230	3	1,569	5,734	8	824	8,953
13	82	41	1,628	515	0	2,897	10,318	162	1,634	17,277
14	8	3	135	104	15	695	1,970	3	654	3,587
15	131	70	1,813	1,163	48	4,369	7,340	87	2,134	17,155
16	5	4	68	122	5	231	733	0	272	1,440
17	129	63	1,806	1,754	98	6,598	30,515	24	4,958	45,945
18	25	12	606	272	1	1,639	7,193	32	625	10,405
19	32	17	482	310	20	1,395	8,032	12	1,136	11,436
20	65	499	825	599	16	4,149	28,838	162	1,422	36,575
Total	1,217	1,565	17,826	11,306	1,583	48,990	213,384	777	31,974	328,622

CIRCUIT CIVIL DISPOSITIONS
by Category and Circuit/County
 FY 2008-09

Circuit/ County	Professional Malpractice and Product Liability	Auto and Other Negligence	Contracts	Other Circuit Civil	Total
Circuit 1	234	740	6,070	952	7,996
Escambia	201	349	2,374	310	3,234
Okaloosa	25	219	1,453	279	1,976
Santa Rosa	6	118	1,196	186	1,506
Walton	2	54	1,047	177	1,280
Circuit 2	29	462	2,213	1,671	4,375
Franklin	1	9	223	56	289
Gadsden	1	55	290	101	447
Jefferson	1	14	81	67	163
Leon	26	371	1,400	1,378	3,175
Liberty	0	2	25	10	37
Wakulla	0	11	194	59	264
Circuit 3	9	131	1,031	362	1,533
Columbia	3	62	412	118	595
Dixie	0	2	31	36	69
Hamilton	0	5	71	34	110
Lafayette	0	0	17	23	40
Madison	3	18	149	59	229
Suwannee	2	23	248	53	326
Taylor	1	21	103	39	164
Circuit 4	96	1,723	11,208	1,288	14,315
Clay	10	159	1,873	220	2,262
Duval	82	1,506	8,825	973	11,386
Nassau	4	58	510	95	667

Circuit Civil ❖ Dispositions

CIRCUIT CIVIL DISPOSITIONS, Continued
by Category and Circuit/County
 FY 2008-09

Circuit/ County	Professional Malpractice and Product Liability	Auto and Other Negligence	Contracts	Other Circuit Civil	Total
Circuit 5	73	1,032	12,879	1,813	15,797
Citrus	10	126	1,468	133	1,737
Hernando	16	274	2,426	241	2,957
Lake	23	232	4,517	335	5,107
Marion	22	342	4,139	389	4,892
Sumter	2	58	329	715	1,104
Circuit 6	124	2,997	15,007	1,231	19,359
Pasco	23	709	4,613	342	5,687
Pinellas	101	2,288	10,394	889	13,672
Circuit 7	74	1,113	9,730	1,138	12,055
Flagler	8	79	1,129	106	1,322
Putnam	14	69	504	107	694
St. Johns	11	180	1,825	284	2,300
Volusia	41	785	6,272	641	7,739
Circuit 8	56	276	1,884	675	2,891
Alachua	31	224	1,182	344	1,781
Baker	0	9	90	72	171
Bradford	21	2	123	72	218
Gilchrist	2	6	131	35	174
Levy	0	20	295	68	383
Union	2	15	63	84	164
Circuit 9	90	2,032	28,204	1,637	31,963
Orange	74	1,704	21,271	1,333	24,382
Osceola	16	328	6,933	304	7,581

CIRCUIT CIVIL DISPOSITIONS, Continued
by Category and Circuit/County
 FY 2008-09

Circuit/ County	Professional Malpractice and Product Liability	Auto and Other Negligence	Contracts	Other Circuit Civil	Total
Circuit 10	50	877	9,351	1,284	11,562
Hardee	0	29	108	59	196
Highlands	7	94	1,095	188	1,384
Polk	43	754	8,148	1,037	9,982
Circuit 11	709	4,784	41,959	6,551	54,003
Miami-Dade	709	4,784	41,959	6,551	54,003
Circuit 12	52	763	7,306	832	8,953
Desoto	0	12	161	15	188
Manatee	17	327	2,780	236	3,360
Sarasota	35	424	4,365	581	5,405
Circuit 13	123	2,143	13,215	1,796	17,277
Hillsborough	123	2,143	13,215	1,796	17,277
Circuit 14	11	239	2,680	657	3,587
Bay	7	190	2,001	293	2,491
Calhoun	0	4	48	34	86
Gulf	0	6	184	73	263
Holmes	0	6	102	46	154
Jackson	4	25	199	93	321
Washington	0	8	146	118	272
Circuit 15	201	2,976	11,757	2,221	17,155
Palm Beach	201	2,976	11,757	2,221	17,155
Circuit 16	9	190	969	272	1,440
Monroe	9	190	969	272	1,440

Circuit Civil ❖ Dispositions

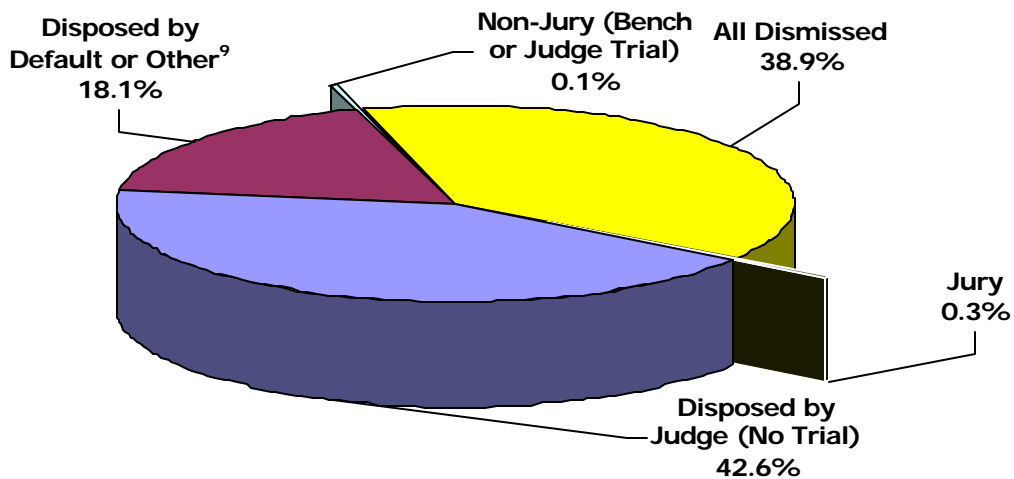
CIRCUIT CIVIL DISPOSITIONS, Continued
by Category and Circuit/County
 FY 2008-09

Circuit/ County	Professional Malpractice and Product Liability	Auto and Other Negligence	Contracts	Other Circuit Civil	Total
Circuit 17	192	3,560	37,211	4,982	45,945
Broward	192	3,560	37,211	4,982	45,945
Circuit 18	37	878	8,833	657	10,405
Brevard	21	437	4,145	316	4,919
Seminole	16	441	4,688	341	5,486
Circuit 19	49	792	9,447	1,148	11,436
Indian River	10	171	1,572	149	1,902
Martin	17	217	1,692	568	2,494
Okeechobee	13	41	400	85	539
St. Lucie	9	363	5,783	346	6,501
Circuit 20	564	1,424	33,003	1,584	36,575
Charlotte	14	153	2,306	185	2,658
Collier	32	359	6,006	478	6,875
Glades	0	2	50	17	69
Hendry	0	20	387	61	468
Lee	518	890	24,254	843	26,505
State Total	2,782	29,132	263,957	32,751	328,622

CIRCUIT CIVIL DISPOSITIONS
Statewide by Case Type and Disposition Type
 FY 2008-09

Disposition Type	Professional Malpractice	Product Liability	Auto Negligence	Other Negligence	Condo-minium	Contract and Indebtedness	Real Property/ Mortgage Foreclosure	Eminent Domain	Other	Total
Dismissed Before Hearing	300	360	7,927	3,798	878	14,620	50,725	50	8,745	87,403
Dismissed After Hearing	612	169	7,035	5,493	217	10,044	10,131	68	6,716	40,485
Disposed by Default	7	2	416	85	60	9,517	36,784	14	2,611	49,496
Disposed by Judge (No Trial)	191	636	1,596	1,129	391	11,605	112,795	596	10,922	139,861
Disposed by Non-Jury	1	2	18	20	3	220	105	3	132	504
Disposed by Jury	59	13	340	256	0	162	22	3	130	985
Disposed by Other ¹⁰	47	383	494	525	34	2,822	2,822	43	2,718	9,888
Total	1,217	1,565	17,826	11,306	1,583	48,990	213,384	777	31,974	328,622

CIRCUIT CIVIL DISPOSITIONS
by Disposition Type
 FY 2008-09



⁹ The disposition category "Disposed by Other" is used to report cases as disposed when they are: consolidated into a primary case, transferred or have a change of venue, disposed upon estreatment of a bond, etc.

Circuit Civil ❖ Dispositions

CIRCUIT CIVIL JURY TRIAL RATES
by Circuit
FY 2008-09

Circuit (County Seat)	Disposed by Jury	Total Dispositions	Jury Trial Rates
First (Pensacola)	23	7,996	0.3%
Second (Tallahassee)	0	4,375	0.0%
Third (Lake City)	5	1,533	0.3%
Fourth (Jacksonville)	29	14,315	0.2%
Fifth (Tavares)	16	15,797	0.1%
Sixth (Clearwater)	104	19,359	0.5%
Seventh (Daytona Beach)	28	12,055	0.2%
Eighth (Gainesville)	18	2,891	0.6%
Ninth (Orlando)	31	31,963	0.1%
Tenth (Bartow)	55	11,562	0.5%
Eleventh (Miami)	219	54,003	0.4%
Twelfth (Sarasota)	27	8,953	0.3%
Thirteenth (Tampa)	39	17,277	0.2%
Fourteenth (Panama City)	3	3,587	0.1%
Fifteenth (West Palm Beach)	107	17,155	0.6%
Sixteenth (Key West)	7	1,440	0.5%
Seventeenth (Ft. Lauderdale)	163	45,945	0.4%
Eighteenth (Sanford)	27	10,405	0.3%
Nineteenth (Ft. Pierce)	31	11,436	0.3%
Twentieth (Ft. Myers)	53	36,575	0.1%
Total	985	328,622	0.3%

The Circuit Civil division also includes other statistics such as clearance rates, reopenings, and appeals filed from county court. **These data are provided by the 67 clerks of court. However, dispositions and special proceedings data are not audited for accuracy by the OSCA.**

Clearance Rate - The clearance rate is a useful measure of the responsiveness of a court to the demand for services, and is nationally recognized as a measure of court performance. The rate is determined by taking the total number of cases *disposed* divided by the total number of cases *filed* during a specific time period. If a court received 1,000 new cases a month and disposed of 900 cases within the same month, the clearance rate for that month would be 90%.

Reopening - A reopening occurs when a case that has previously been reported as disposed is resubmitted to the court through a motion or petition.

Appeal Filed From County Court - An appeal filed from county court is a request that a case be removed from the county court and sent to the circuit court for review.

Circuit Civil ❖ Other Statistics**CIRCUIT CIVIL CLEARANCE RATES*****by Circuit****FY 2008-09**

Circuit	Filings	Dispositions	Clearance Rates
1	12,214	7,996	65.5%
2	6,324	4,375	69.2%
3	2,061	1,533	74.4%
4	23,147	14,315	61.8%
5	22,634	15,797	69.8%
6	33,322	19,359	58.1%
7	20,148	12,055	59.8%
8	3,949	2,891	73.2%
9	51,812	31,963	61.7%
10	15,755	11,562	73.4%
11	93,092	54,003	58.0%
12	20,310	8,953	44.1%
13	32,522	17,277	53.1%
14	4,736	3,587	75.7%
15	44,071	17,155	38.9%
16	2,486	1,440	57.9%
17	70,113	45,945	65.5%
18	22,640	10,405	46.0%
19	18,072	11,436	63.3%
20	47,786	36,575	76.5%
Total	547,194	328,622	60.1%

* Low clearance rates in circuit civil are attributed to increase in real property/mortgage foreclosure filings.

CIRCUIT CIVIL SPECIAL PROCEEDINGS
by Circuit
FY 2008-09

Circuit	Reopenings	Appeals Filed From County Court	Total
1	2,332	4	2,336
2	1,418	32	1,450
3	164	15	179
4	6,266	124	6,390
5	5,288	30	5,318
6	4,749	40	4,789
7	4,173	32	4,205
8	947	14	961
9	12,301	66	12,367
10	3,978	6	3,984
11	20,102	210	20,312
12	4,673	19	4,692
13	4,737	40	4,777
14	971	1	972
15	4,581	65	4,646
16	207	10	217
17	18,555	169	18,724
18	5,796	59	5,855
19	1,486	15	1,501
20	11,943	15	11,958
Total	114,667	966	115,633