

Circuit Probate ❖ Overview

The Circuit Probate division includes the following two categories of probate cases: probate and mental health and trust and guardianship. Within these categories are the following case types:

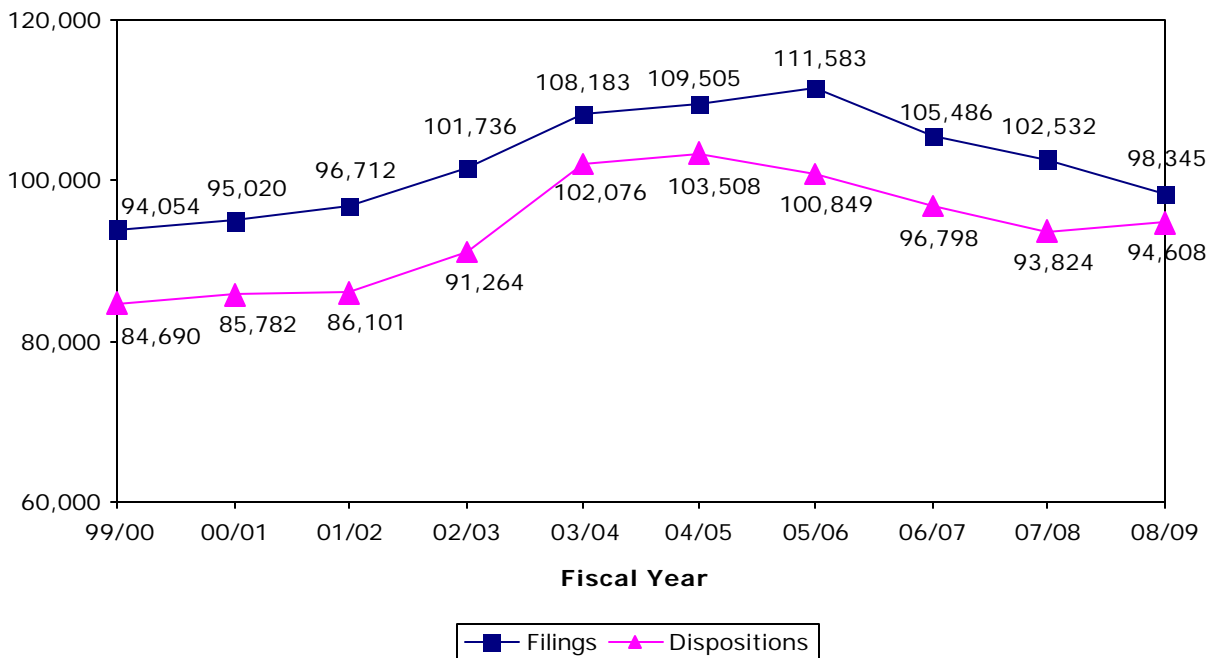
Probate and Mental Health - probate, Baker Act, substance abuse, and other social cases

Trust and Guardianship - adult and minor guardianship and trust

In the Circuit Probate division, *Filings* correspond to each petition filed. *Dispositions* correspond to each petition disposed.

CIRCUIT PROBATE FILINGS & DISPOSITIONS

FY 1999-00 to FY 2008-09



CIRCUIT PROBATE FILINGS
Statewide by Category, Case Type, and Month
FY 2008-09

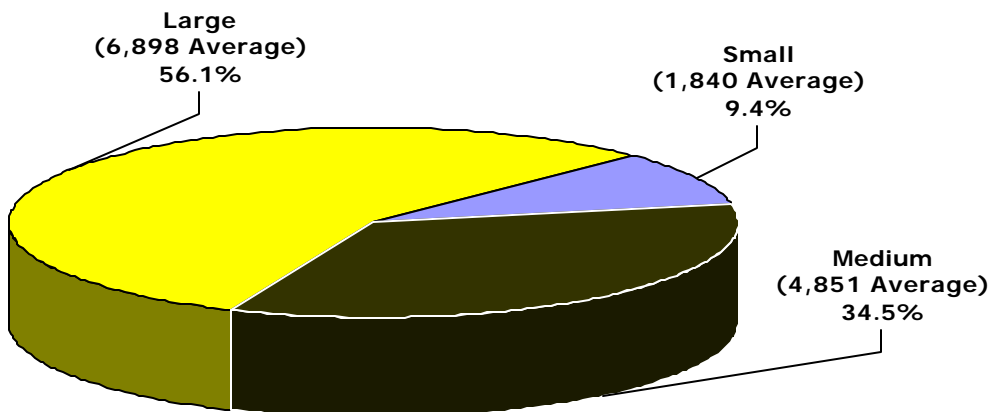
Category/ Case Type	Jul	Aug	Sep	Oct	Nov	Dec	Jan	Feb	Mar	Apr	May	Jun	Total
Probate and Mental Health	7,969	7,114	7,599	8,059	6,127	7,179	7,103	7,304	8,533	8,065	7,807	7,825	90,684
Probate	4,517	4,046	4,090	4,616	3,484	3,886	3,862	4,264	4,782	4,451	4,415	4,114	50,527
Baker Act	2,376	2,145	2,414	2,346	1,876	2,342	2,226	2,132	2,643	2,463	2,351	2,525	27,839
Substance Abuse	668	586	667	670	494	593	651	564	709	739	657	776	7,774
Other Social Cases	408	337	428	427	273	358	364	344	399	412	384	410	4,544
Trust and Guardianship	693	690	703	650	532	594	566	565	686	713	635	634	7,661
Guardianship	629	614	611	557	457	502	500	497	602	618	548	545	6,680
Trust	64	76	92	93	75	92	66	68	84	95	87	89	981
Total	8,662	7,804	8,302	8,709	6,659	7,773	7,669	7,869	9,219	8,778	8,442	8,459	98,345

Circuit Probate ❖ Filings

CIRCUIT PROBATE FILINGS by Category FY 2008-09



CIRCUIT PROBATE FILINGS by Circuit Size* FY 2008-09



*Small Circuits- 2nd, 3rd, 8th, 14th, 16th;
Medium Circuits- 1st, 5th, 7th, 10th, 12th, 18th, 19th;
Large Circuits- 4th, 6th, 9th, 11th, 13th, 15th, 17th, 20th (as defined in the Glossary).

CIRCUIT PROBATE FILINGS
by Case Type and Circuit
FY 2008-09

Circuit	Probate	Baker Act	Substance Abuse	Other Social Cases	Guardianship	Trust	Total
1	1,948	1,539	293	90	204	8	4,082
2	975	1,813	53	399	182	28	3,450
3	641	172	175	46	65	2	1,101
4	2,172	1,084	534	166	564	53	4,573
5	3,984	1,484	174	283	452	29	6,406
6	4,917	2,575	291	336	446	106	8,671
7	3,001	1,227	586	80	231	34	5,159
8	912	928	140	199	97	8	2,284
9	2,312	1,181	410	320	477	49	4,749
10	2,085	1,374	258	232	275	23	4,247
11	3,632	3,869	640	764	813	64	9,782
12	2,889	1,214	902	105	471	64	5,645
13	2,294	2,530	671	333	337	48	6,213
14	1,021	454	199	59	112	0	1,845
15	4,596	1,107	870	251	464	222	7,510
16	394	58	20	19	31	0	522
17	3,946	1,858	579	331	443	78	7,235
18	2,437	835	612	179	383	55	4,501
19	2,094	1,265	208	100	205	46	3,918
20	4,277	1,272	159	252	428	64	6,452
Total	50,527	27,839	7,774	4,544	6,680	981	98,345

Circuit Probate ❖ Filings

CIRCUIT PROBATE FILINGS
by Category and Circuit/County
 FY 2008-09

Circuit/County	Probate and Mental Health	Trust and Guardianship	Total
Circuit 1	3,870	212	4,082
Escambia	2,072	97	2,169
Okaloosa	1,075	51	1,126
Santa Rosa	489	51	540
Walton	234	13	247
Circuit 2	3,240	210	3,450
Franklin	58	3	61
Gadsden	543	82	625
Jefferson	64	11	75
Leon	2,427	97	2,524
Liberty	20	9	29
Wakulla	128	8	136
Circuit 3	1,034	67	1,101
Columbia	380	31	411
Dixie	77	4	81
Hamilton	98	4	102
Lafayette	42	1	43
Madison	111	8	119
Suwannee	212	14	226
Taylor	114	5	119
Circuit 4	3,956	617	4,573
Clay	471	52	523
Duval	3,256	541	3,797
Nassau	229	24	253

CIRCUIT PROBATE FILINGS, Continued
by Category and Circuit/County
 FY 2008-09

Circuit/County	Probate and Mental Health	Trust and Guardianship	Total
Circuit 5	5,925	481	6,406
Citrus	861	81	942
Hernando	1,533	157	1,690
Lake	1,517	79	1,596
Marion	1,671	144	1,815
Sumter	343	20	363
Circuit 6	8,119	552	8,671
Pasco	2,641	110	2,751
Pinellas	5,478	442	5,920
Circuit 7	4,894	265	5,159
Flagler	507	38	545
Putnam	327	22	349
St. Johns	657	58	715
Volusia	3,403	147	3,550
Circuit 8	2,179	105	2,284
Alachua	1,501	81	1,582
Baker	233	4	237
Bradford	105	6	111
Gilchrist	55	1	56
Levy	208	12	220
Union	77	1	78
Circuit 9	4,223	526	4,749
Orange	3,365	414	3,779
Osceola	858	112	970

7

Circuit Probate ❖ Filings

CIRCUIT PROBATE FILINGS, Continued
by Category and Circuit/County
 FY 2008-09

Circuit/County	Probate and Mental Health	Trust and Guardianship	Total
Circuit 10	3,949	298	4,247
Hardee	97	21	118
Highlands	787	47	834
Polk	3,065	230	3,295
Circuit 11	8,905	877	9,782
Miami-Dade	8,905	877	9,782
Circuit 12	5,110	535	5,645
Desoto	82	12	94
Manatee	1,438	123	1,561
Sarasota	3,590	400	3,990
Circuit 13	5,828	385	6,213
Hillsborough	5,828	385	6,213
Circuit 14	1,733	112	1,845
Bay	964	53	1,017
Calhoun	75	4	79
Gulf	97	8	105
Holmes	110	7	117
Jackson	313	28	341
Washington	174	12	186
Circuit 15	6,824	686	7,510
Palm Beach	6,824	686	7,510
Circuit 16	491	31	522
Monroe	491	31	522

CIRCUIT PROBATE FILINGS, Continued
by Category and Circuit/County
 FY 2008-09

Circuit/County	Probate and Mental Health	Trust and Guardianship	Total
Circuit 17	6,714	521	7,235
Broward	6,714	521	7,235
Circuit 18	4,063	438	4,501
Brevard	2,498	269	2,767
Seminole	1,565	169	1,734
Circuit 19	3,667	251	3,918
Indian River	836	91	927
Martin	728	50	778
Okeechobee	209	18	227
St. Lucie	1,894	92	1,986
Circuit 20	5,960	492	6,452
Charlotte	1,539	75	1,614
Collier	1,502	151	1,653
Glades	30	3	33
Hendry	119	12	131
Lee	2,770	251	3,021
State Total	90,684	7,661	98,345

Circuit Probate ❖ Dispositions

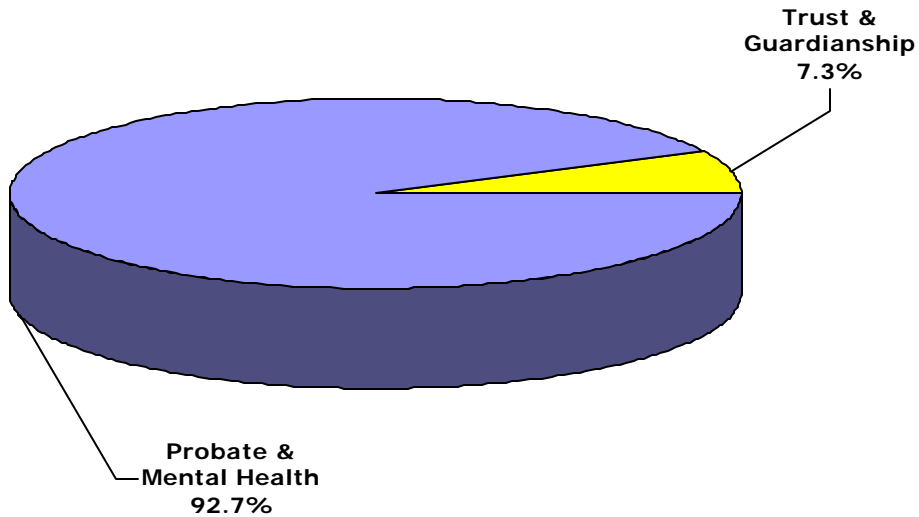
CIRCUIT PROBATE DISPOSITIONS
Statewide by Category, Case Type, and Month
FY 2008-09

Category/ Case Type	Jul	Aug	Sep	Oct	Nov	Dec	Jan	Feb	Mar	Apr	May	Jun	Total
Probate and Mental Health	7,685	6,749	7,240	8,103	6,176	7,051	7,046	6,809	7,704	8,116	7,352	7,683	87,714
Probate	4,255	3,895	3,974	4,686	3,543	3,999	3,987	3,556	4,332	4,541	4,186	4,263	49,217
Baker Act	2,403	1,964	2,223	2,325	1,866	2,153	2,095	2,247	2,335	2,409	2,211	2,327	26,558
Substance Abuse	668	577	679	661	481	614	639	636	681	771	640	727	7,774
Other Social Cases	359	313	364	431	286	285	325	370	356	395	315	366	4,165
Trust and Guardianship	630	665	675	603	468	512	515	617	540	553	554	562	6,894
Guardianship	574	620	631	556	421	444	472	558	494	507	502	502	6,281
Trust	56	45	44	47	47	68	43	59	46	46	52	60	613
Total	8,315	7,414	7,915	8,706	6,644	7,563	7,561	7,426	8,244	8,669	7,906	8,245	94,608

CIRCUIT PROBATE DISPOSITIONS

by Category

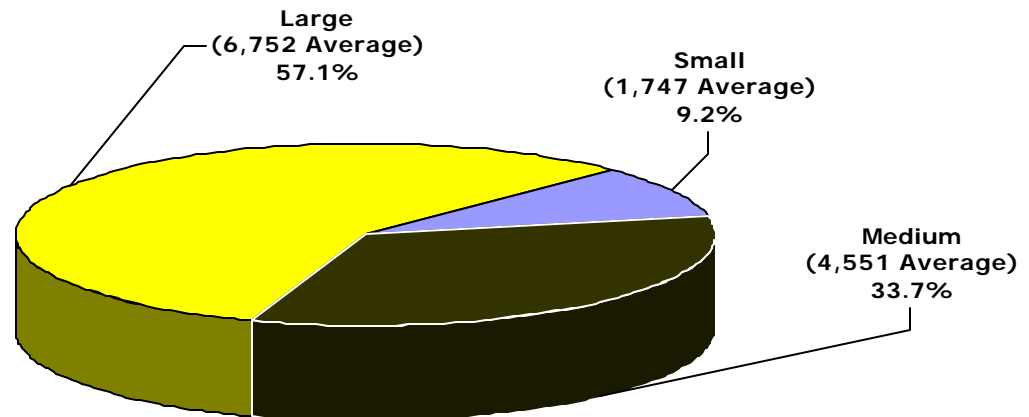
FY 2008-09



CIRCUIT PROBATE DISPOSITIONS

by Circuit Size*

FY 2008-09



*Small Circuits- 2nd, 3rd, 8th, 14th, 16th;
Medium Circuits- 1st, 5th, 7th, 10th, 12th, 18th, 19th;
Large Circuits- 4th, 6th, 9th, 11th, 13th, 15th, 17th, 20th (as defined in the Glossary).

7

Circuit Probate ❖ Dispositions

CIRCUIT PROBATE DISPOSITIONS
by Case Type and Circuit
FY 2008-09

Circuit	Probate	Baker Act	Substance Abuse	Other Social Cases	Guardianship	Trust	Total
1	1,904	1,268	278	79	169	8	3,706
2	830	1,787	49	378	142	29	3,215
3	679	154	166	48	42	2	1,091
4	1,999	1,018	521	155	670	19	4,382
5	3,877	1,490	166	281	437	25	6,276
6	5,562	2,494	285	282	371	56	9,050
7	2,913	1,023	572	85	248	22	4,863
8	771	915	136	194	120	8	2,144
9	2,092	1,177	411	314	468	37	4,499
10	2,097	1,396	414	145	257	16	4,325
11	3,290	4,028	832	878	846	33	9,907
12	2,932	1,104	866	63	368	31	5,364
13	2,355	2,541	648	309	304	62	6,219
14	988	441	185	41	66	0	1,721
15	4,285	914	785	197	476	123	6,780
16	422	60	17	13	52	0	564
17	3,563	1,570	555	252	371	25	6,336
18	1,695	680	515	117	261	29	3,297
19	2,217	1,265	204	100	216	24	4,026
20	4,746	1,233	169	234	397	64	6,843
Total	49,217	26,558	7,774	4,165	6,281	613	94,608

CIRCUIT PROBATE DISPOSITIONS
by Category and Circuit/County
 FY 2008-09

Circuit/County	Probate and Mental Health	Trust and Guardianship	Total
Circuit 1	3,529	177	3,706
Escambia	2,156	91	2,247
Okaloosa	708	26	734
Santa Rosa	469	48	517
Walton	196	12	208
Circuit 2	3,044	171	3,215
Franklin	39	1	40
Gadsden	518	75	593
Jefferson	47	1	48
Leon	2,326	88	2,414
Liberty	12	0	12
Wakulla	102	6	108
Circuit 3	1,047	44	1,091
Columbia	568	21	589
Dixie	57	0	57
Hamilton	23	1	24
Lafayette	53	6	59
Madison	99	5	104
Suwannee	151	7	158
Taylor	96	4	100
Circuit 4	3,693	689	4,382
Clay	528	37	565
Duval	2,957	629	3,586
Nassau	208	23	231

7

Circuit Probate ❖ Dispositions

CIRCUIT PROBATE DISPOSITIONS, Continued
by Category and Circuit/County
 FY 2008-09

Circuit/County	Probate and Mental Health	Trust and Guardianship	Total
Circuit 5	5,814	462	6,276
Citrus	803	66	869
Hernando	1,480	154	1,634
Lake	1,632	82	1,714
Marion	1,573	139	1,712
Sumter	326	21	347
Circuit 6	8,623	427	9,050
Pasco	2,863	105	2,968
Pinellas	5,760	322	6,082
Circuit 7	4,593	270	4,863
Flagler	487	38	525
Putnam	267	16	283
St. Johns	635	60	695
Volusia	3,204	156	3,360
Circuit 8	2,016	128	2,144
Alachua	1,399	56	1,455
Baker	217	5	222
Bradford	84	12	96
Gilchrist	43	1	44
Levy	194	54	248
Union	79	0	79
Circuit 9	3,994	505	4,499
Orange	3,129	387	3,516
Osceola	865	118	983

CIRCUIT PROBATE DISPOSITIONS, Continued
by Category and Circuit/County
 FY 2008-09

Circuit/County	Probate and Mental Health	Trust and Guardianship	Total
Circuit 10	4,052	273	4,325
Hardee	86	33	119
Highlands	819	23	842
Polk	3,147	217	3,364
Circuit 11	9,028	879	9,907
Miami-Dade	9,028	879	9,907
Circuit 12	4,965	399	5,364
Desoto	83	10	93
Manatee	1,484	60	1,544
Sarasota	3,398	329	3,727
Circuit 13	5,853	366	6,219
Hillsborough	5,853	366	6,219
Circuit 14	1,655	66	1,721
Bay	989	16	1,005
Calhoun	23	2	25
Gulf	122	2	124
Holmes	117	15	132
Jackson	245	30	275
Washington	159	1	160
Circuit 15	6,181	599	6,780
Palm Beach	6,181	599	6,780
Circuit 16	512	52	564
Monroe	512	52	564

7

Circuit Probate ❖ Dispositions

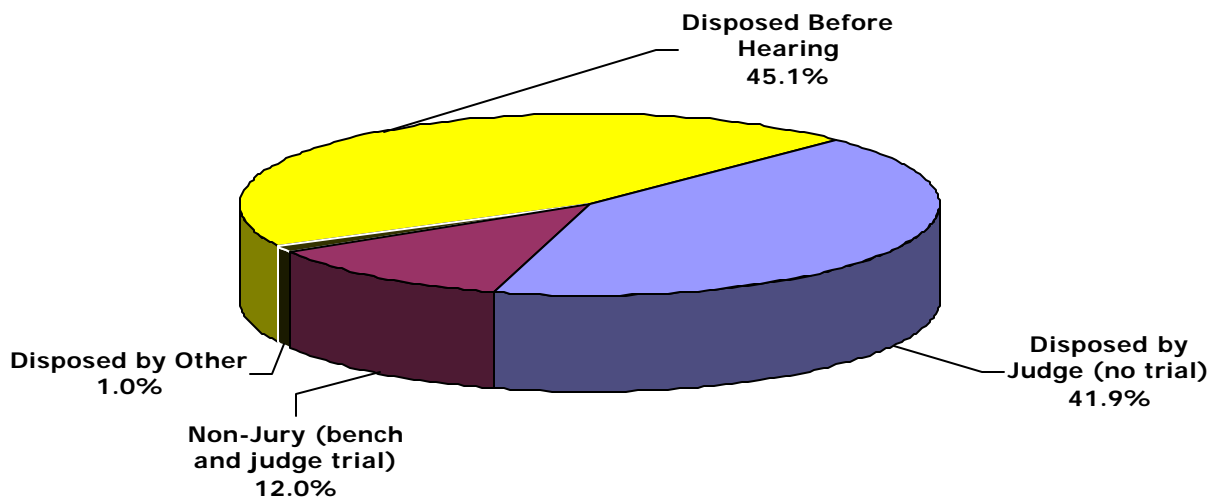
CIRCUIT PROBATE DISPOSITIONS, Continued
by Category and Circuit/County
 FY 2008-09

Circuit/County	Probate and Mental Health	Trust and Guardianship	Total
Circuit 17	5,940	396	6,336
Broward	5,940	396	6,336
Circuit 18	3,007	290	3,297
Brevard	1,506	136	1,642
Seminole	1,501	154	1,655
Circuit 19	3,786	240	4,026
Indian River	767	63	830
Martin	874	81	955
Okeechobee	169	13	182
St. Lucie	1,976	83	2,059
Circuit 20	6,382	461	6,843
Charlotte	1,434	63	1,497
Collier	1,534	136	1,670
Glades	10	0	10
Hendry	113	8	121
Lee	3,291	254	3,545
State Total	87,714	6,894	94,608

CIRCUIT PROBATE DISPOSITIONS
Statewide by Case Type and Disposition Type
 FY 2008-09

Disposition Type	Probate	Baker Act	Substance Abuse	Other Social Cases	Guardianship	Trust	Total
Disposed Before Hearing	23,040	15,183	2,608	662	846	298	42,637
Disposed by Judge (No Trial)	25,569	4,652	3,682	1,896	3,582	299	39,680
Disposed by Non-Jury	352	6,184	1,451	1,553	1,791	6	11,337
Disposed by Other	256	539	33	54	62	10	954
Total	49,217	26,558	7,774	4,165	6,281	613	94,608

CIRCUIT PROBATE DISPOSITIONS
by Disposition Type
 FY 2008-09



Circuit Probate ❖ Other Statistics

The Circuit Probate division also involves other statistics in the form of clearance rates and reopenings. **These data are provided by the 67 clerks of court. However, dispositions and special proceedings data are not audited for accuracy by the OSCA.**

Clearance Rate - The clearance rate is a useful measure of the responsiveness of a court to the demand for services, and is nationally recognized as a measure of court performance. The rate is determined by taking the total number of cases *disposed* divided by the total number of cases *filed* during a specific time period. If a court received 1,000 new cases a month and disposed of 900 cases within the same month, the clearance rate for that month would be 90%.

Reopening - A reopening occurs when a case that has previously been reported as disposed is resubmitted to the court through a motion or petition.

CIRCUIT PROBATE CLEARANCE RATES
by Circuit
FY 2008-09

Circuit	Filings	Dispositions	Clearance Rates
1	4,082	3,706	90.8%
2	3,450	3,215	93.2%
3	1,101	1,091	99.1%
4	4,573	4,382	95.8%
5	6,406	6,276	98.0%
6	8,671	9,050	104.4%
7	5,159	4,863	94.3%
8	2,284	2,144	93.9%
9	4,749	4,499	94.7%
10	4,247	4,325	101.8%
11	9,782	9,907	101.3%
12	5,645	5,364	95.0%
13	6,213	6,219	100.1%
14	1,845	1,721	93.3%
15	7,510	6,780	90.3%
16	522	564	108.0%
17	7,235	6,336	87.6%
18	4,501	3,297	73.3%
19	3,918	4,026	102.8%
20	6,452	6,843	106.1%
Total	98,345	94,608	96.2%

Circuit Probate ❖ Other Statistics**CIRCUIT PROBATE SPECIAL PROCEEDINGS**

by Circuit

FY 2008-09

Circuit	Reopenings
1	3,340
2	800
3	48
4	2,459
5	3,297
6	7,948
7	1,148
8	569
9	5,698
10	2,643
11	20,637
12	2,440
13	4,098
14	344
15	6,227
16	126
17	746
18	3,019
19	2,006
20	3,531
Total	71,124

-This page intentionally left blank-