

County Civil ❖ Overview

The County Civil division includes the following five categories of civil cases: small claims (up to \$5,000), civil (\$5,001 to \$15,000), other civil, evictions, and civil traffic infractions. Within these categories are the following case types:

Small Claims (up to \$5,000) - small claims (up to \$5,000)

Civil (\$5,001 to \$15,000) - civil (\$5,001 to \$15,000)

Other Civil - replevins and other civil¹³

Evictions - evictions

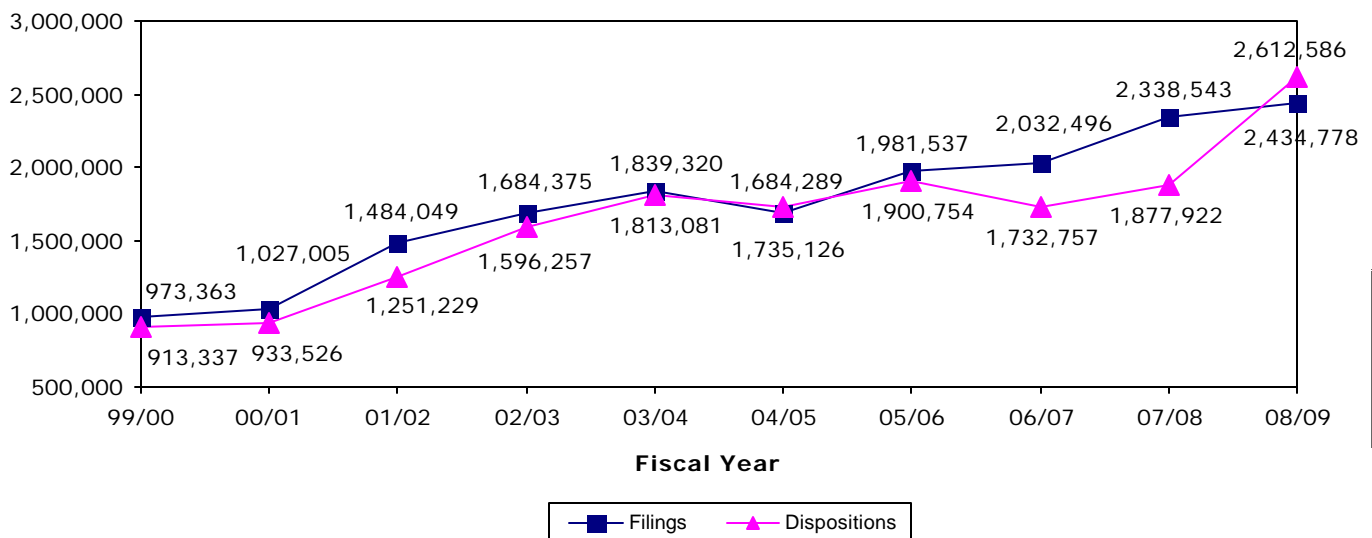
Civil Traffic Infractions - civil traffic infractions (involving a judge or hearing officer)

The Summary Reporting System does not directly capture civil traffic cases. These data are reported independently by clerks of court to the Department of Highway Safety and Motor Vehicles (DHSMV). The DHSMV then provides these data annually to the Office of the State Courts Administrator. Most traffic infraction cases are disposed by the payment of a fine and do not require judicial involvement. Thus, civil traffic infraction statistics have been adjusted to exclude non-judicial cases from this reporting.

In the County Civil division, *Filings* correspond to each complaint or petition filed. *Dispositions* correspond to each complaint or petition disposed. *Jury Trials* are defined as trials in which a group of citizens is impaneled, selected and sworn to determine the issues of fact in a case.

COUNTY CIVIL FILINGS & DISPOSITIONS*

FY 1999-00 to FY 2008-09



*For fiscal year 2001-02 and fiscal year 2008-09, the increase in county court filings and dispositions is attributed to a refinement in the methodology used to calculate civil traffic infraction activity and better reporting.

¹³ Other civil cases include: non-monetary equity matters, control of animals, interred bodies, injunctive relief, declaratory judgments, and other similar events.

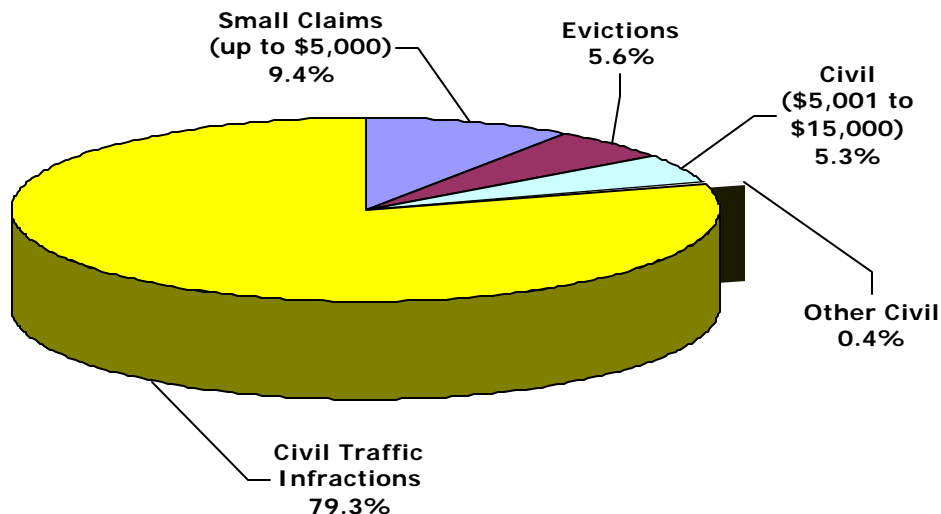
COUNTY CIVIL FILINGS
Statewide by Category, Case Type, and Month
FY 2008-09

Category/ Case Type	Jul	Aug	Sep	Oct	Nov	Dec	Jan	Feb	Mar	Apr	May	Jun	Total
Small Claims (up to \$5,000)	13,124	16,661	20,655	21,482	20,674	19,610	16,774	19,884	20,756	21,503	19,008	19,334	229,465
Small Claims (up to \$5,000)	13,124	16,661	20,655	21,482	20,674	19,610	16,774	19,884	20,756	21,503	19,008	19,334	229,465
Civil (\$5,001 to \$15,000)	6,725	8,322	10,356	10,723	9,781	10,632	9,862	11,517	13,298	14,371	11,679	12,710	129,976
Civil (\$5,001 to \$15,000)	6,725	8,322	10,356	10,723	9,781	10,632	9,862	11,517	13,298	14,371	11,679	12,710	129,976
Other Civil	613	591	600	734	536	741	749	901	860	728	708	796	8,557
Replevins	246	290	258	360	245	354	401	380	335	291	300	303	3,763
Other Civil	367	301	342	374	291	387	348	521	525	437	408	493	4,794
Evictions	12,038	12,174	13,458	13,596	10,095	11,793	11,479	8,777	9,437	10,139	10,923	11,407	135,316
Evictions	12,038	12,174	13,458	13,596	10,095	11,793	11,479	8,777	9,437	10,139	10,923	11,407	135,316
Civil Traffic*	180,911	164,442	166,916	165,555	152,316	142,616	166,225	152,327	167,008	157,503	164,741	150,904	1,931,464
Civil Traffic Infractions*	180,911	164,442	166,916	165,555	152,316	142,616	166,225	152,327	167,008	157,503	164,741	150,904	1,931,464
Total	213,411	202,190	211,985	212,090	193,402	185,392	205,089	193,406	211,359	204,244	207,059	195,151	2,434,778

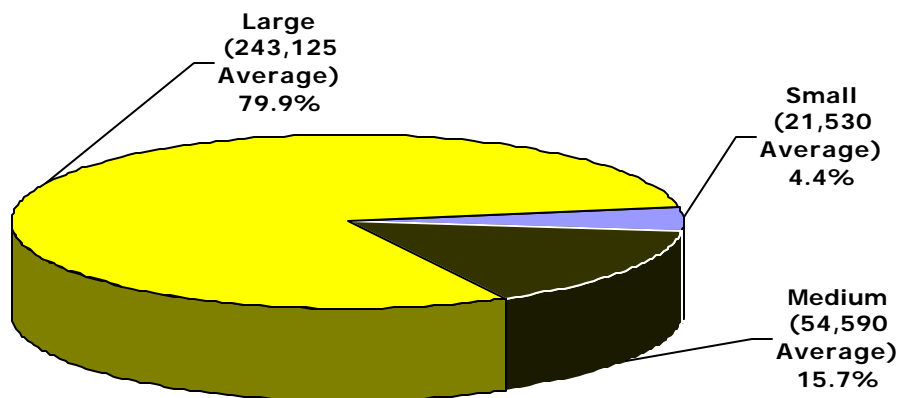
*These data do not include all Civil Traffic Infractions reported to the Department of Highway Safety and Motor Vehicles by the clerks of court. They only represent those Civil Traffic Infraction filings involving a judge or hearing officer.

County Civil ❖ Filings

**COUNTY CIVIL FILINGS
by Category
FY 2008-09**



**COUNTY CIVIL FILINGS
by Circuit Size*
FY 2008-09**



*Small Circuits- 2nd, 3rd, 8th, 14th, 16th;
Medium Circuits- 1st, 5th, 7th, 10th, 12th, 18th, 19th;
Large Circuits- 4th, 6th, 9th, 11th, 13th, 15th, 17th, 20th (as defined in the Glossary).

COUNTY CIVIL FILINGS
by Case Type and Circuit
FY 2008-09

Circuit	Small Claims (up to \$5,000)	Civil (\$5,001 to \$15,000)	Replevins	Other Civil	Evictions	Civil Traffic Infractions*	Total
1	7,151	3,217	96	162	2,780	30,110	43,516
2	5,558	1,849	118	25	3,169	12,658	23,377
3	1,948	896	95	28	537	11,508	15,012
4	12,895	6,889	197	352	12,964	138,292	171,589
5	9,866	5,689	198	91	3,593	40,563	60,000
6	14,284	8,672	294	129	8,311	52,594	84,284
7	8,552	4,573	214	41	4,700	45,357	63,437
8	4,494	1,546	107	6	2,090	27,778	36,021
9	18,688	10,416	254	163	14,297	104,534	148,352
10	8,560	4,138	484	198	3,467	33,638	50,485
11	43,471	21,135	212	2,363	21,086	652,344	740,611
12	6,884	4,159	54	362	3,550	27,318	42,327
13	15,319	9,763	377	220	11,459	103,896	141,034
14	3,442	1,359	142	0	1,250	18,695	24,888
15	14,755	9,515	289	23	9,213	194,079	227,874
16	707	455	5	54	381	6,750	8,352
17	25,454	18,015	223	353	17,912	293,651	355,608
18	9,440	5,621	143	46	5,962	57,467	78,679
19	6,463	3,826	121	50	3,243	29,984	43,687
20	11,534	8,243	140	128	5,352	50,248	75,645
Total	229,465	129,976	3,763	4,794	135,316	1,931,464	2,434,778

*These data do not include all Civil Traffic Infractions reported to the Department of Highway Safety and Motor Vehicles by the clerks of court. They only represent those Civil Traffic Infraction filings involving a judge or hearing officer.

County Civil ❖ Filings

COUNTY CIVIL FILINGS
by Category and Circuit/County
FY 2008-09

Circuit/County	Small Claims (up to \$5,000)	Civil (\$5,001 to \$15,000)	Other Civil	Evictions	Civil Traffic Infractions*	Total
Circuit 1	7,151	3,217	258	2,780	30,110	43,516
Escambia	3,167	1,443	134	1,560	10,639	16,943
Okaloosa	2,068	804	77	715	10,709	14,373
Santa Rosa	1,292	627	31	338	5,780	8,068
Walton	624	343	16	167	2,982	4,132
Circuit 2	5,558	1,849	143	3,169	12,658	23,377
Franklin	106	27	41	22	474	670
Gadsden	698	225	58	151	5,058	6,190
Jefferson	81	85	1	24	2,176	2,367
Leon	4,349	1,350	30	2,896	3,066	11,691
Liberty	49	23	1	7	422	502
Wakulla	275	139	12	69	1,462	1,957
Circuit 3	1,948	896	123	537	11,508	15,012
Columbia	718	403	60	350	3,553	5,084
Dixie	158	69	5	6	1,181	1,419
Hamilton	149	37	5	20	1,146	1,357
Lafayette	82	12	1	14	158	267
Madison	190	60	5	42	2,812	3,109
Suwannee	423	228	21	70	1,285	2,027
Taylor	228	87	26	35	1,373	1,749
Circuit 4	12,895	6,889	549	12,964	138,292	171,589
Clay	1,681	1,039	48	885	7,603	11,256
Duval	10,596	5,497	482	11,866	128,487	156,928
Nassau	618	353	19	213	2,202	3,405

COUNTY CIVIL FILINGS, Continued
by Category and Circuit/County
 FY 2008-09

Circuit/County	Small Claims (up to \$5,000)	Civil (\$5,001 to \$15,000)	Other Civil	Evictions	Civil Traffic Infractions*	Total
Circuit 5	9,866	5,689	289	3,593	40,563	60,000
Citrus	1,328	642	41	342	3,995	6,348
Hernando	2,209	1,105	28	580	8,939	12,861
Lake	2,699	1,815	51	1,289	12,547	18,401
Marion	3,266	1,913	128	1,260	10,125	16,692
Sumter	364	214	41	122	4,957	5,698
Circuit 6	14,284	8,672	423	8,311	52,594	84,284
Pasco	4,427	2,826	185	2,015	15,150	24,603
Pinellas	9,857	5,846	238	6,296	37,444	59,681
Circuit 7	8,552	4,573	255	4,700	45,357	63,437
Flagler	1,008	526	41	440	3,473	5,488
Putnam	810	334	33	335	2,341	3,853
St. Johns	1,562	885	55	593	10,030	13,125
Volusia	5,172	2,828	126	3,332	29,513	40,971
Circuit 8	4,494	1,546	113	2,090	27,778	36,021
Alachua	3,321	1,052	46	1,784	19,327	25,530
Baker	268	51	14	41	1,708	2,082
Bradford	257	139	18	99	4,034	4,547
Gilchrist	145	78	2	18	598	841
Levy	384	181	19	97	1,700	2,381
Union	119	45	14	51	411	640
Circuit 9	18,688	10,416	417	14,297	104,534	148,352
Orange	14,984	8,473	312	12,582	81,322	117,673
Osceola	3,704	1,943	105	1,715	23,212	30,679

County Civil ❖ Filings

COUNTY CIVIL FILINGS, Continued
by Category and Circuit/County
FY 2008-09

Circuit/County	Small Claims (up to \$5,000)	Civil (\$5,001 to \$15,000)	Other Civil	Evictions	Civil Traffic Infractions*	Total
Circuit 10	8,560	4,138	682	3,467	33,638	50,485
Hardee	190	95	6	59	2,132	2,482
Highlands	989	542	0	232	4,066	5,829
Polk	7,381	3,501	676	3,176	27,440	42,174
Circuit 11	43,471	21,135	2,575	21,086	652,344	740,611
Miami-Dade	43,471	21,135	2,575	21,086	652,344	740,611
Circuit 12	6,884	4,159	416	3,550	27,318	42,327
Desoto	236	127	1	72	1,065	1,501
Manatee	2,609	1,671	146	1,827	10,904	17,157
Sarasota	4,039	2,361	269	1,651	15,349	23,669
Circuit 13	15,319	9,763	597	11,459	103,896	141,034
Hillsborough	15,319	9,763	597	11,459	103,896	141,034
Circuit 14	3,442	1,359	142	1,250	18,695	24,888
Bay	1,762	831	76	1,043	10,108	13,820
Calhoun	95	78	22	23	1,134	1,352
Gulf	160	68	13	17	377	635
Holmes	159	95	9	43	1,258	1,564
Jackson	963	187	22	90	4,067	5,329
Washington	303	100	0	34	1,751	2,188
Circuit 15	14,755	9,515	312	9,213	194,079	227,874
Palm Beach	14,755	9,515	312	9,213	194,079	227,874
Circuit 16	707	455	59	381	6,750	8,352
Monroe	707	455	59	381	6,750	8,352

COUNTY CIVIL FILINGS, Continued
by Category and Circuit/County
 FY 2008-09

Circuit/County	Small Claims (up to \$5,000)	Civil (\$5,001 to \$15,000)	Other Civil	Evictions	Civil Traffic Infractions*	Total
Circuit 17	25,454	18,015	576	17,912	293,651	355,608
Broward	25,454	18,015	576	17,912	293,651	355,608
Circuit 18	9,440	5,621	189	5,962	57,467	78,679
Brevard	4,784	3,005	98	2,833	28,454	39,174
Seminole	4,656	2,616	91	3,129	29,013	39,505
Circuit 19	6,463	3,826	171	3,243	29,984	43,687
Indian River	1,430	759	21	607	6,233	9,050
Martin	1,181	856	31	586	7,525	10,179
Okeechobee	370	198	25	102	1,562	2,257
St. Lucie	3,482	2,013	94	1,948	14,664	22,201
Circuit 20	11,534	8,243	268	5,352	50,248	75,645
Charlotte	1,518	1,048	28	633	5,766	8,993
Collier	2,946	2,189	88	1,415	14,421	21,059
Glades	43	42	1	25	1,487	1,598
Hendry	476	173	3	124	1,570	2,346
Lee	6,551	4,791	148	3,155	27,004	41,649
State Total	229,465	129,976	8,557	135,316	1,931,464	2,434,778

*These data do not include all Civil Traffic Infractions reported to the Department of Highway Safety and Motor Vehicles by the clerks of court. They only represent those Civil Traffic Infraction filings involving a judge or hearing officer.

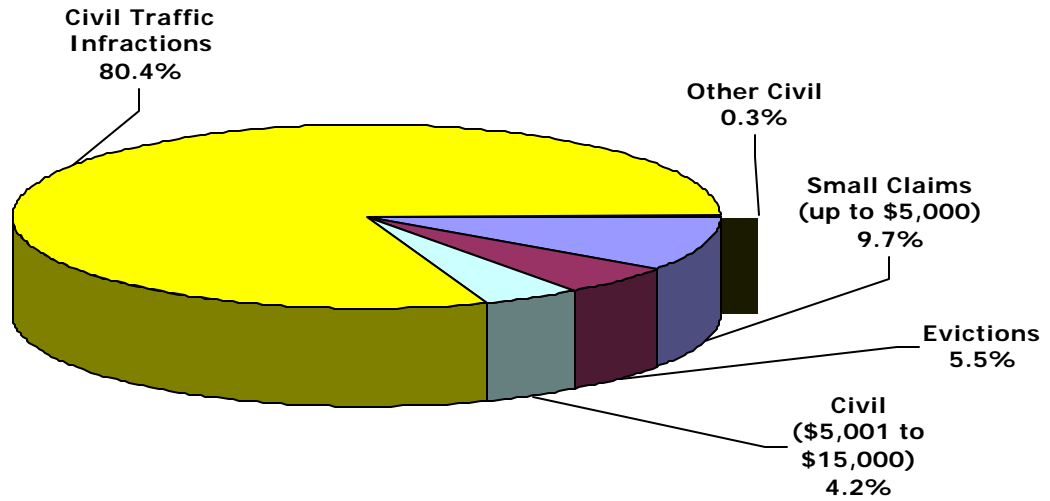
County Civil ❖ Dispositions

COUNTY CIVIL DISPOSITIONS
Statewide by Category, Case Type, and Month
FY 2008-09

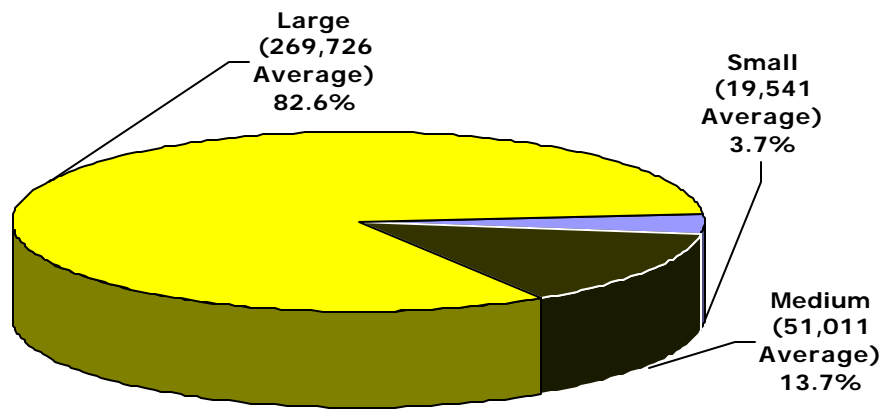
Category/ Case Type	Jul	Aug	Sep	Oct	Nov	Dec	Jan	Feb	Mar	Apr	May	Jun	Total
Small Claims (up to \$5,000)	23,011	23,369	20,842	24,163	19,262	21,223	19,768	19,638	21,570	19,862	18,868	21,148	252,724
Small Claims (up to \$5,000)	23,011	23,369	20,842	24,163	19,262	21,223	19,768	19,638	21,570	19,862	18,868	21,148	252,724
Civil (\$5,001 to \$15,000)	9,483	9,126	8,321	9,879	7,323	8,917	8,018	8,739	10,148	9,773	9,052	11,084	109,863
Civil (\$5,001 to \$15,000)	9,483	9,126	8,321	9,879	7,323	8,917	8,018	8,739	10,148	9,773	9,052	11,084	109,863
Other Civil	718	556	644	718	567	652	585	681	834	766	600	717	8,038
Replevins	277	253	237	336	265	267	302	363	403	383	265	306	3,657
Other Civil	441	303	407	382	302	385	283	318	431	383	335	411	4,381
Evictions	14,504	13,143	12,631	13,785	10,599	11,890	12,355	11,057	10,520	9,610	10,403	12,131	142,628
Evictions	14,504	13,143	12,631	13,785	10,599	11,890	12,355	11,057	10,520	9,610	10,403	12,131	142,628
Civil Traffic*	173,349	167,182	168,124	181,851	146,619	176,336	179,646	175,416	196,549	189,375	165,709	179,177	2,099,333
Civil Traffic Infractions*	173,349	167,182	168,124	181,851	146,619	176,336	179,646	175,416	196,549	189,375	165,709	179,177	2,099,333
Total	221,065	213,376	210,562	230,396	184,370	219,018	220,372	215,531	239,621	229,386	204,632	224,257	2,612,586

*These data do not include all Civil Traffic Infractions reported to the Department of Highway Safety and Motor Vehicles by the clerks of court. They only represent those Civil Traffic Infraction dispositions involving a judge or hearing officer.

COUNTY CIVIL DISPOSITIONS by Category FY 2008-09



COUNTY CIVIL DISPOSITIONS by Circuit Size* FY 2008-09



*Small Circuits- 2nd, 3rd, 8th, 14th, 16th;
Medium Circuits- 1st, 5th, 7th, 10th, 12th, 18th, 19th;
Large Circuits- 4th, 6th, 9th, 11th, 13th, 15th, 17th, 20th (as defined in the Glossary).

County Civil ❖ Dispositions

COUNTY CIVIL DISPOSITIONS
by Case Type and Circuit
FY 2008-09

Circuit	Small Claims (up to \$5,000)	Civil (\$5,001 to \$15,000)	Replevins	Other Civil	Evictions	Civil Traffic Infractions*	Total
1	7,496	2,628	96	146	3,272	20,115	33,753
2	5,581	1,751	96	21	3,301	15,078	25,828
3	2,185	737	83	22	619	8,634	12,280
4	15,763	7,045	180	305	14,211	177,712	215,216
5	10,382	4,827	167	71	3,705	34,024	53,176
6	18,417	7,685	412	98	8,514	56,514	91,640
7	9,611	4,126	194	30	5,696	48,715	68,372
8	4,745	1,457	97	2	1,961	24,178	32,440
9	20,135	8,672	240	130	16,813	95,001	140,991
10	10,603	3,933	564	204	4,537	24,511	44,352
11	50,365	18,855	178	1,972	20,758	814,806	906,934
12	5,661	2,690	32	463	2,722	22,462	34,030
13	16,637	8,252	358	276	12,050	103,741	141,314
14	3,590	1,213	96	1	1,420	13,320	19,640
15	13,080	6,030	246	15	8,048	188,692	216,111
16	734	341	1	49	332	6,060	7,517
17	30,774	16,506	284	374	21,026	305,270	374,234
18	8,218	3,861	101	46	4,998	62,952	80,176
19	6,941	3,085	101	29	3,277	29,785	43,218
20	11,806	6,169	131	127	5,368	47,763	71,364
Total	252,724	109,863	3,657	4,381	142,628	2,099,333	2,612,586

*These data do not include all Civil Traffic Infractions reported to the Department of Highway Safety and Motor Vehicles by the clerks of court. They only represent those Civil Traffic Infraction dispositions involving a judge or hearing officer.

COUNTY CIVIL DISPOSITIONS
by Category and Circuit/County
 FY 2008-09

Circuit/County	Small Claims (up to \$5,000)	Civil (\$5,001 to \$15,000)	Other Civil	Evictions	Civil Traffic Infractions*	Total
Circuit 1	7,496	2,628	242	3,272	20,115	33,753
Escambia	3,259	1,202	129	1,590	5,179	11,359
Okaloosa	2,239	669	65	847	9,587	13,407
Santa Rosa	1,391	479	37	323	3,557	5,787
Walton	607	278	11	512	1,792	3,200
Circuit 2	5,581	1,751	117	3,301	15,078	25,828
Franklin	174	42	39	34	471	760
Gadsden	798	222	49	155	8,891	10,115
Jefferson	121	112	3	41	1,668	1,945
Leon	4,201	1,253	23	3,011	1,506	9,994
Liberty	50	14	1	3	750	818
Wakulla	237	108	2	57	1,792	2,196
Circuit 3	2,185	737	105	619	8,634	12,280
Columbia	854	352	45	442	2,862	4,555
Dixie	110	35	2	3	1,075	1,225
Hamilton	118	31	5	19	645	818
Lafayette	45	23	1	7	137	213
Madison	266	59	4	38	1,631	1,998
Suwannee	564	172	22	75	769	1,602
Taylor	228	65	26	35	1,515	1,869
Circuit 4	15,763	7,045	485	14,211	177,712	215,216
Clay	2,376	1,114	42	1,009	14,352	18,893
Duval	12,705	5,669	436	12,912	156,517	188,239
Nassau	682	262	7	290	6,843	8,084

County Civil ❖ Dispositions

COUNTY CIVIL DISPOSITIONS, Continued
by Category and Circuit/County
FY 2008-09

Circuit/County	Small Claims (up to \$5,000)	Civil (\$5,001 to \$15,000)	Other Civil	Evictions	Civil Traffic Infractions*	Total
Circuit 5	10,382	4,827	238	3,705	34,024	53,176
Citrus	1,506	637	35	444	3,870	6,492
Hernando	2,448	990	18	615	8,029	12,100
Lake	2,512	1,364	47	1,004	13,034	17,961
Marion	3,462	1,631	108	1,489	6,681	13,371
Sumter	454	205	30	153	2,410	3,252
Circuit 6	18,417	7,685	510	8,514	56,514	91,640
Pasco	4,794	1,983	213	1,644	17,672	26,306
Pinellas	13,623	5,702	297	6,870	38,842	65,334
Circuit 7	9,611	4,126	224	5,696	48,715	68,372
Flagler	1,098	439	19	535	2,611	4,702
Putnam	1,030	399	44	852	1,605	3,930
St. Johns	1,503	618	41	681	7,930	10,773
Volusia	5,980	2,670	120	3,628	36,569	48,967
Circuit 8	4,745	1,457	99	1,961	24,178	32,440
Alachua	3,290	941	36	1,598	14,627	20,492
Baker	257	46	15	44	1,506	1,868
Bradford	321	125	23	141	2,431	3,041
Gilchrist	226	94	1	23	597	941
Levy	509	207	14	89	4,551	5,370
Union	142	44	10	66	466	728
Circuit 9	20,135	8,672	370	16,813	95,001	140,991
Orange	16,147	7,026	227	14,837	69,355	107,592
Osceola	3,988	1,646	143	1,976	25,646	33,399

COUNTY CIVIL DISPOSITIONS, Continued
by Category and Circuit/County
 FY 2008-09

Circuit/County	Small Claims (up to \$5,000)	Civil (\$5,001 to \$15,000)	Other Civil	Evictions	Civil Traffic Infractions*	Total
Circuit 10	10,603	3,933	768	4,537	24,511	44,352
Hardee	184	60	1	53	560	858
Highlands	926	488	1	261	2,251	3,927
Polk	9,493	3,385	766	4,223	21,700	39,567
Circuit 11	50,365	18,855	2,150	20,758	814,806	906,934
Miami-Dade	50,365	18,855	2,150	20,758	814,806	906,934
Circuit 12	5,661	2,690	495	2,722	22,462	34,030
Desoto	220	112	1	57	718	1,108
Manatee	2,057	1,099	71	1,336	7,456	12,019
Sarasota	3,384	1,479	423	1,329	14,288	20,903
Circuit 13	16,637	8,252	634	12,050	103,741	141,314
Hillsborough	16,637	8,252	634	12,050	103,741	141,314
Circuit 14	3,590	1,213	97	1,420	13,320	19,640
Bay	2,016	733	53	1,174	7,630	11,606
Calhoun	80	65	7	12	1,676	1,840
Gulf	126	50	11	13	217	417
Holmes	221	132	7	91	594	1,045
Jackson	913	160	19	77	2,441	3,610
Washington	234	73	0	53	762	1,122
Circuit 15	13,080	6,030	261	8,048	188,692	216,111
Palm Beach	13,080	6,030	261	8,048	188,692	216,111
Circuit 16	734	341	50	332	6,060	7,517
Monroe	734	341	50	332	6,060	7,517

County Civil ❖ Dispositions

COUNTY CIVIL DISPOSITIONS, Continued
by Category and Circuit/County
FY 2008-09

Circuit/County	Small Claims (up to \$5,000)	Civil (\$5,001 to \$15,000)	Other Civil	Evictions	Civil Traffic Infractions*	Total
Circuit 17	30,774	16,506	658	21,026	305,270	374,234
Broward	30,774	16,506	658	21,026	305,270	374,234
Circuit 18	8,218	3,861	147	4,998	62,952	80,176
Brevard	3,020	1,583	50	1,689	29,026	35,368
Seminole	5,198	2,278	97	3,309	33,926	44,808
Circuit 19	6,941	3,085	130	3,277	29,785	43,218
Indian River	1,545	650	12	594	4,714	7,515
Martin	1,143	617	25	478	7,630	9,893
Okeechobee	399	161	17	55	1,157	1,789
St. Lucie	3,854	1,657	76	2,150	16,284	24,021
Circuit 20	11,806	6,169	258	5,368	47,763	71,364
Charlotte	999	533	17	375	4,387	6,311
Collier	2,830	1,446	69	1,192	11,397	16,934
Glades	41	25	0	3	1,364	1,433
Hendry	468	160	4	143	1,524	2,299
Lee	7,468	4,005	168	3,655	29,091	44,387
State Total	252,724	109,863	8,038	142,628	2,099,333	2,612,586

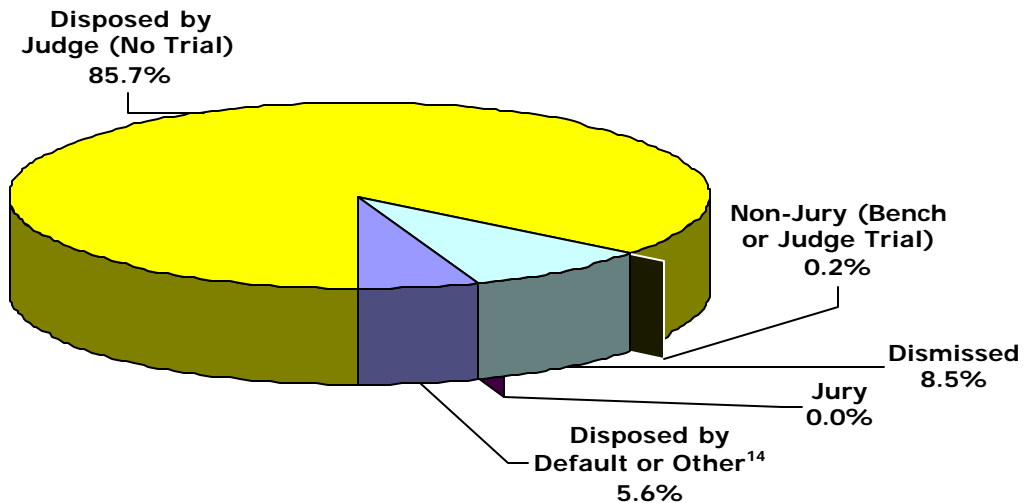
*These data do not include all Civil Traffic Infractions reported to the Department of Highway Safety and Motor Vehicles by the clerks of court. They only represent those Civil Traffic Infraction dispositions involving a judge or hearing officer.

COUNTY CIVIL DISPOSITIONS
Statewide by Case Type and Disposition Type
FY 2008-09

Disposition Type	Small Claims (up to \$5,000)	Civil (\$5,001 to \$15,000)	Replevins	Other Civil	Evictions	Civil Traffic Infractions*	Total
Dismissed Before Hearing	47,895	29,877	829	1,329	30,713	NA	110,643
Dismissed After Hearing	76,752	15,813	812	897	17,510	NA	111,784
Disposed by Default	44,627	29,783	367	536	59,330	NA	134,643
Disposed by Judge (No Trial)	74,491	29,560	1,395	1,181	33,636	2,099,333	2,239,596
Disposed by Non-Jury	3,114	587	72	34	689	NA	4,496
Disposed by Jury	75	61	0	1	5	NA	142
Disposed by Other ¹⁴	5,770	4,182	182	403	745	NA	11,282
Total	252,724	109,863	3,657	4,381	142,628	2,099,333	2,612,586

*These data do not include all Civil Traffic Infractions reported to the Department of Highway Safety and Motor Vehicles by the clerks of court. They only represent those Civil Traffic Infraction dispositions involving a judge or hearing officer.

COUNTY CIVIL DISPOSITIONS
by Disposition Type
FY 2008-09



¹⁴ The disposition category "Disposed by Other" is used to report cases as disposed when they are: consolidated into a primary case, transferred or have a change of venue, disposed upon estreature of a bond, etc.

County Civil ❖ Dispositions

COUNTY CIVIL JURY TRIAL RATES*
by Circuit
FY 2008-09

Circuit (Circuit Seat)	Disposed by Jury	Total Dispositions	Jury Trial Rates
First (Pensacola)	0	13,638	0.0%
Second (Tallahassee)	0	10,750	0.0%
Third (Lake City)	0	3,646	0.0%
Fourth (Jacksonville)	5	37,504	0.0%
Fifth (Tavares)	1	19,152	0.0%
Sixth (Clearwater)	4	35,126	0.0%
Seventh (Daytona Beach)	1	19,657	0.0%
Eighth (Gainesville)	2	8,262	0.0%
Ninth (Orlando)	4	45,990	0.0%
Tenth (Bartow)	0	19,841	0.0%
Eleventh (Miami)	68	92,128	0.1%
Twelfth (Sarasota)	1	11,568	0.0%
Thirteenth (Tampa)	0	37,573	0.0%
Fourteenth (Panama City)	0	6,320	0.0%
Fifteenth (West Palm Beach)	0	27,419	0.0%
Sixteenth (Key West)	0	1,457	0.0%
Seventeenth (Ft. Lauderdale)	33	68,964	0.0%
Eighteenth (Sanford)	3	17,224	0.0%
Nineteenth (Ft. Pierce)	0	13,433	0.0%
Twentieth (Ft. Myers)	20	23,601	0.1%
Total	142	513,253	0.0%

*These data do not include Civil Traffic Infractions.

The County Civil division also includes other statistics in the form of clearance rates and reopenings. **These data are provided by the 67 clerks of court. However, dispositions and special proceedings data are not audited for accuracy by the OSCA.**

Clearance Rate - The clearance rate is a useful measure of the responsiveness of a court to the demand for services, and is nationally recognized as a measure of court performance. The rate is determined by taking the total number of cases *disposed* divided by the total number of cases *filed* during a specific time period. If a court received 1,000 new cases a month and disposed of 900 cases within the same month, the clearance rate for that month would be 90%.

Reopening - A reopening occurs when a case that has previously been reported as disposed is resubmitted to the court through a motion or petition.

County Civil ❖ Other Statistics

COUNTY CIVIL CLEARANCE RATES
by Circuit
FY 2008-09

Circuit	Filings	Dispositions	Clearance Rates
1	43,516	33,753	77.6%
2	23,377	25,828	110.5%
3	15,012	12,280	81.8%
4	171,589	215,216	125.4%
5	60,000	53,176	88.6%
6	84,284	91,640	108.7%
7	63,437	68,372	107.8%
8	36,021	32,440	90.1%
9	148,352	140,991	95.0%
10	50,485	44,352	87.9%
11	740,611	906,934	122.5%
12	42,327	34,030	80.4%
13	141,034	141,314	100.2%
14	24,888	19,640	78.9%
15	227,874	216,111	94.8%
16	8,352	7,517	90.0%
17	355,608	374,234	105.2%
18	78,679	80,176	101.9%
19	43,687	43,218	98.9%
20	75,645	71,364	94.3%
Total	2,434,778	2,612,586	107.3%

COUNTY CIVIL SPECIAL PROCEEDINGS
by Circuit
FY 2008-09

Circuit	Reopenings
1	3,400
2	3,804
3	444
4	5,175
5	6,084
6	4,599
7	4,649
8	2,557
9	9,533
10	4,572
11	26,277
12	2,894
13	15,056
14	1,392
15	5,448
16	151
17	29,369
18	6,786
19	3,419
20	4,870
Total	140,479