

Overall Statistics

Sections 26.031 and 34.022, Florida Statutes, specify the number of judges within each circuit and county. The following table reflects circuit and county judges authorized by the Florida Legislature for Fiscal Year 2009-10.

CIRCUIT AND COUNTY COURT JUDGES by Circuit FY 2009-10

Circuit (Circuit Seat)	Circuit Judges	County Judges	Total
First (Pensacola)	24	11	35
Second (Tallahassee)	16	10	26
Third (Lake City)	7	7	14
Fourth (Jacksonville)	35	20	55
Fifth (Tavares)	31	11	42
Sixth (Clearwater)	45	24	69
Seventh (Daytona Beach)	27	15	42
Eighth (Gainesville)	13	10	23
Ninth (Orlando)	43	22	65
Tenth (Bartow)	28	12	40
Eleventh (Miami)	80	43	123
Twelfth (Sarasota)	21	10	31
Thirteenth (Tampa)	45	17	62
Fourteenth (Panama City)	11	9	20
Fifteenth (West Palm Beach)	35	19	54
Sixteenth (Key West)	4	4	8
Seventeenth (Ft. Lauderdale)	58	32	90
Eighteenth (Sanford)	26	17	43
Nineteenth (Ft. Pierce)	19	10	29
Twentieth (Ft. Myers)	31	19	50
Total	599	322	921

CIRCUIT AND COUNTY COURT JUDGES*
by Division and Circuit
FY 2009-10

Circuit	Circuit Court						County Court				Total
	Administrative	Criminal	Civil	Family Court**	Probate	Total	Administrative	Criminal	Civil	Total	
1	0.4	7.6	5.2	9.8	1.0	24	0.0	8.0	3.0	11	35
2	0.6	5.4	4.2	5.2	0.7	16	0.4	6.1	3.5	10	26
3	0.3	2.1	1.9	2.5	0.2	7	0.0	4.3	2.7	7	14
4	2.0	9.4	9.1	12.8	1.7	35	0.2	12.9	6.9	20	55
5	0.0	8.9	6.7	13.5	2.0	31	0.0	6.0	5.0	11	42
6	0.8	13.8	11.0	16.5	3.0	45	0.0	16.0	8.0	24	69
7	0.5	8.2	5.9	10.0	2.4	27	0.1	8.8	6.1	15	42
8	0.7	3.9	3.2	4.2	1.0	13	0.1	6.2	3.8	10	23
9	1.0	16.0	9.5	15.0	1.5	43	0.3	17.0	4.8	22	65
10	0.6	9.0	6.5	10.4	1.6	28	0.1	8.1	3.8	12	40
11	1.5	26.0	25.7	22.9	4.0	80	0.9	25.2	17.0	43	123
12	0.8	6.8	4.5	7.3	1.7	21	0.0	6.9	3.1	10	31
13	1.6	14.5	11.4	16.1	1.5	45	0.3	8.6	8.1	17	62
14	0.4	3.0	2.7	4.6	0.3	11	0.0	4.5	4.5	9	20
15	0.7	8.0	12.3	11.5	2.5	35	0.0	11.9	7.1	19	54
16	0.0	0.8	1.4	1.5	0.3	4	0.0	2.5	1.5	4	8
17	1.0	20.0	16.0	18.0	3.0	58	0.0	14.0	18.0	32	90
18	0.6	10.0	3.5	11.1	0.8	26	0.0	12.6	4.4	17	43
19	0.2	7.1	4.1	7.1	0.6	19	0.0	5.6	4.4	10	29
20	0.7	8.8	7.6	11.0	2.9	31	0.2	12.6	6.2	19	50
Total	14.4	189.0	152.2	210.8	32.7	599	2.5	197.7	121.8	322	921

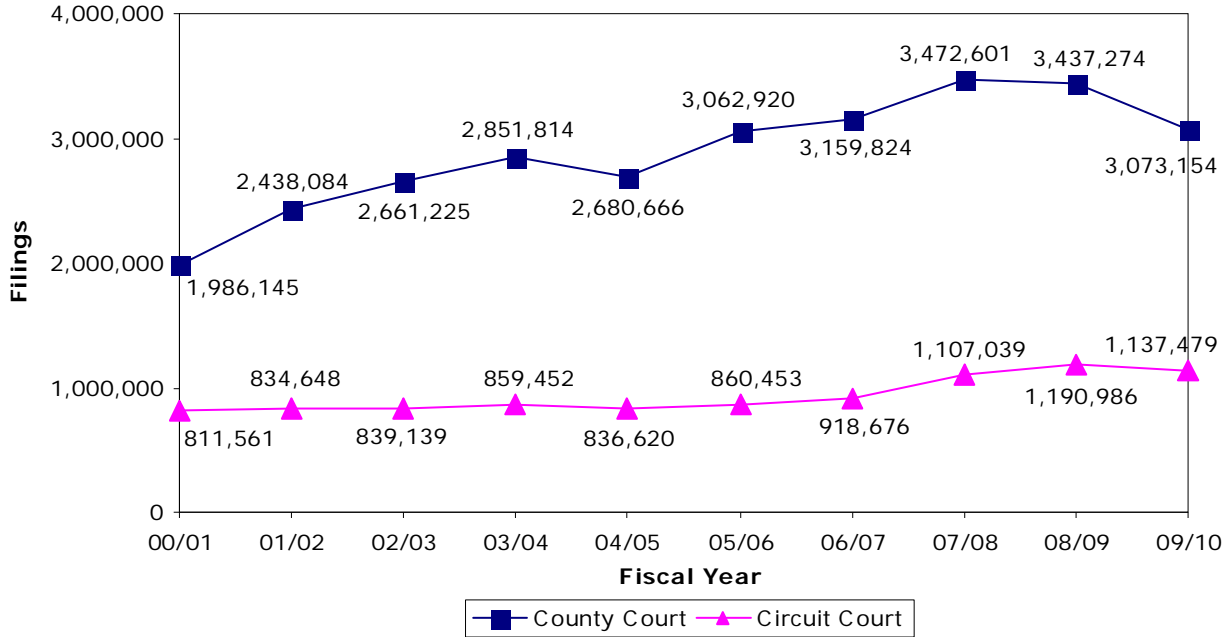
* These data are reported annually by each circuit in the judgeship needs application.

** Family Court includes Domestic Relations, Juvenile Delinquency, Juvenile Dependency, and Termination of Parental Rights.



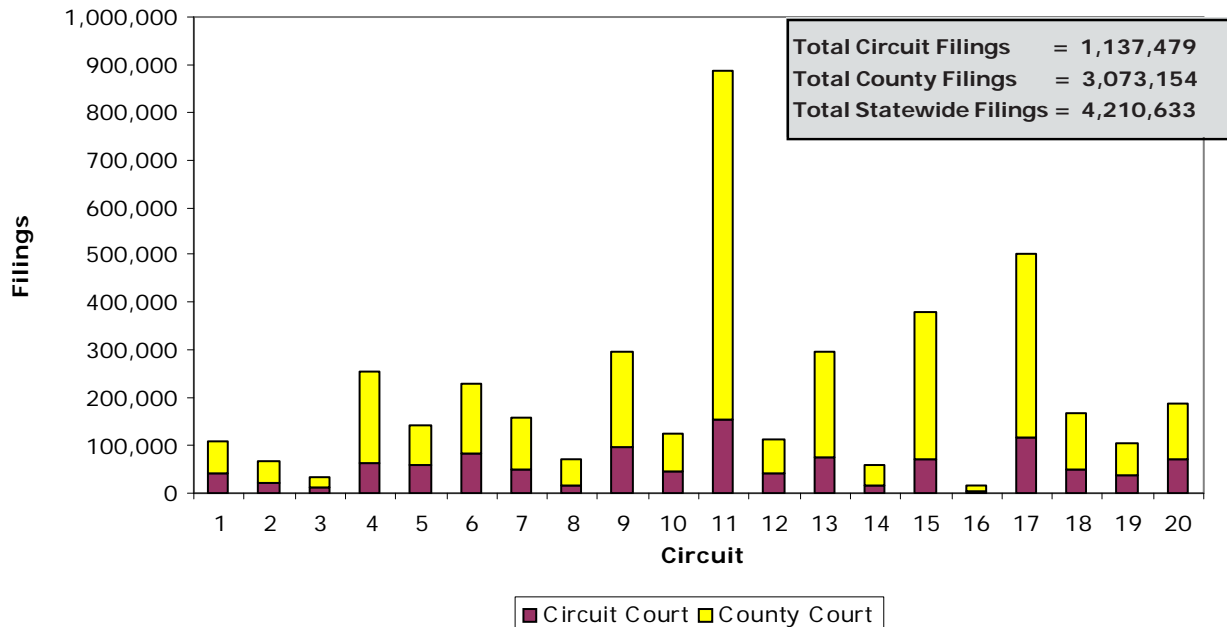
Overall Statistics ❖ Filings

CIRCUIT AND COUNTY COURT FILINGS*
FY 2000-01 to FY 2009-10



*For fiscal year 2001-02, the increase in county court filings is attributed to a refinement in the methodology used to calculate civil traffic infraction activity. For fiscal year 2006-07 through fiscal year 2009-10, the increase in circuit court filings is attributed to real property/mortgage foreclosure filings.

CIRCUIT AND COUNTY COURT FILINGS
by Circuit
FY 2009-10



CIRCUIT AND COUNTY COURT FILINGS
Statewide by Division and Month
FY 2009-10

Division	Jul	Aug	Sep	Oct	Nov	Dec	Jan	Feb	Mar	Apr	May	Jun	Total
Circuit Court	105,525	96,655	97,685	101,350	86,598	99,354	85,214	96,647	99,681	92,793	84,229	91,748	1,137,479
Criminal	18,246	17,031	17,600	17,918	14,896	16,333	15,220	15,768	17,738	16,642	16,426	17,967	201,785
Civil	49,417	44,438	44,810	46,003	39,644	48,096	37,322	43,973	36,918	35,692	30,595	33,184	490,092
Family Court*	29,340	27,055	27,329	29,154	24,691	27,171	25,382	29,005	35,585	31,439	29,127	31,771	347,049
Probate	8,522	8,131	7,946	8,275	7,367	7,754	7,290	7,901	9,440	9,020	8,081	8,826	98,553
County Court	284,422	265,507	276,064	276,887	249,556	233,845	241,252	228,168	270,152	241,262	258,805	247,234	3,073,154
Criminal	84,929	80,366	81,588	80,736	71,835	71,565	73,072	70,786	82,589	77,174	81,510	77,603	933,753
Civil**	199,493	185,141	194,476	196,151	177,721	162,280	168,180	157,382	187,563	164,088	177,295	169,631	2,139,401
Total	389,947	362,162	373,749	378,237	336,154	333,199	326,466	324,815	369,833	334,055	343,034	338,982	4,210,633

* Family Court filings include Domestic Relations, Juvenile Delinquency, Juvenile Dependency, and Termination of Parental Rights.

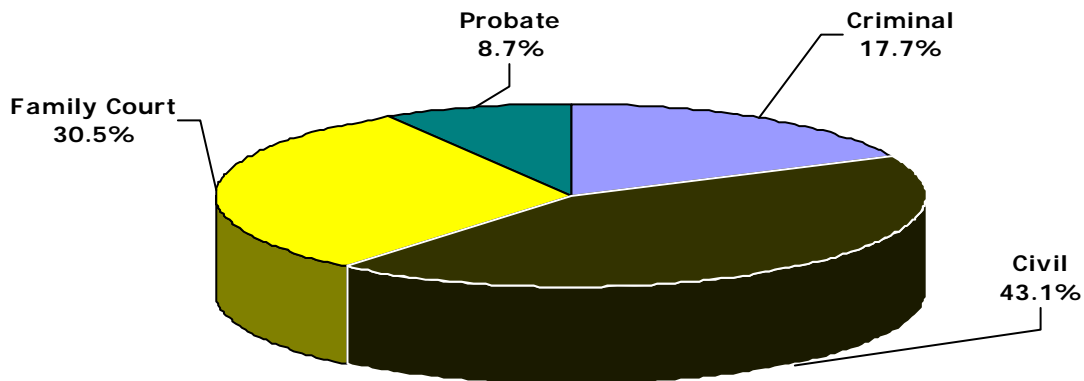
** These data do not include all Civil Traffic Infractions reported to the Department of Highway Safety and Motor Vehicles by the clerks of court. They only represent those Civil Traffic Infraction filings involving a judge or hearing officer.



Overall Statistics ❖ Filings

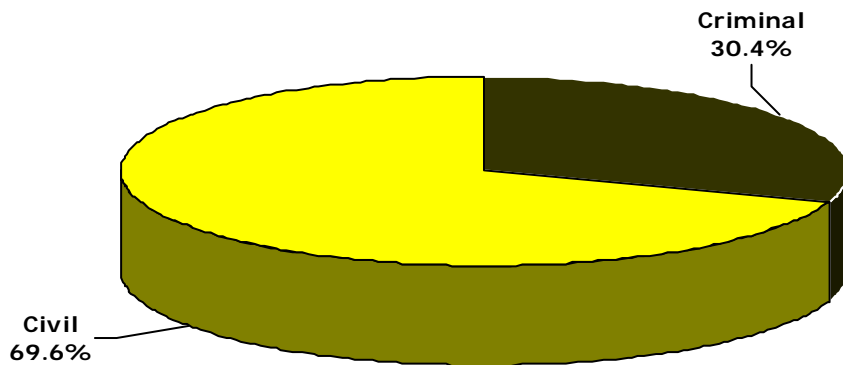
CIRCUIT COURT FILINGS

by Division
FY 2009-10



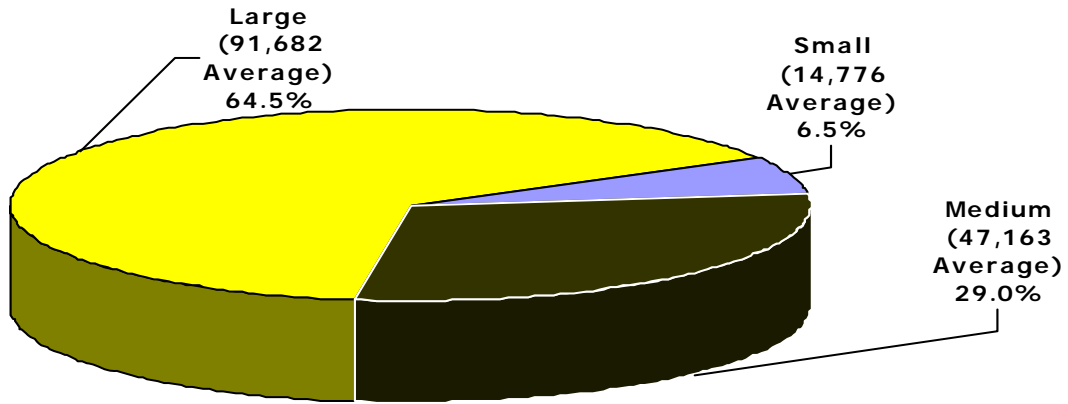
COUNTY COURT FILINGS

by Division
FY 2009-10

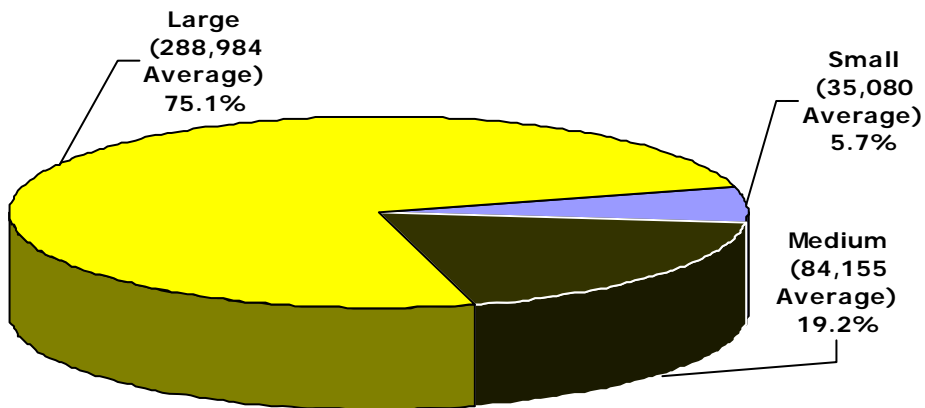


2

CIRCUIT COURT FILINGS by Circuit Size* FY 2009-10



COUNTY COURT FILINGS by Circuit Size* FY 2009-10



*Small Circuits- 2nd, 3rd, 8th, 14th, 16th;
Medium Circuits- 1st, 5th, 7th, 10th, 12th, 18th, 19th;
Large Circuits- 4th, 6th, 9th, 11th, 13th, 15th, 17th, 20th (as defined in the Glossary).

Overall Statistics ❖ Filings

CIRCUIT AND COUNTY COURT FILINGS

by Division and Circuit/County

FY 2009-10

Circuit/ County	Circuit Court					County Court			Total
	Criminal	Civil	Family Court*	Probate	Total	Criminal	Civil**	Total	
Circuit 1	9,438	12,100	16,091	4,138	41,767	28,002	37,686	65,688	107,455
Escambia	5,099	4,166	7,550	2,384	19,199	13,847	14,576	28,423	47,622
Okaloosa	2,196	3,409	4,403	1,027	11,035	5,739	11,914	17,653	28,688
Santa Rosa	1,353	2,248	3,023	502	7,126	5,206	7,288	12,494	19,620
Walton	790	2,277	1,115	225	4,407	3,210	3,908	7,118	11,525
Circuit 2	4,648	6,527	6,762	3,020	20,957	16,498	30,930	47,428	68,385
Franklin	221	452	289	62	1,024	914	854	1,768	2,792
Gadsden	641	520	971	505	2,637	2,670	5,684	8,354	10,991
Jefferson	200	144	223	74	641	567	1,801	2,368	3,009
Leon	3,147	4,861	4,531	2,218	14,757	10,922	20,212	31,134	45,891
Liberty	83	48	122	33	286	257	499	756	1,042
Wakulla	356	502	626	128	1,612	1,168	1,880	3,048	4,660
Circuit 3	2,736	2,107	4,915	997	10,755	7,925	13,336	21,261	32,016
Columbia	1,101	873	1,823	442	4,239	3,017	4,374	7,391	11,630
Dixie	185	167	355	95	802	607	1,051	1,658	2,460
Hamilton	184	115	430	57	786	586	930	1,516	2,302
Lafayette	58	93	167	28	346	172	298	470	816
Madison	275	219	423	82	999	982	3,126	4,108	5,107
Suwannee	616	450	1,203	168	2,437	1,239	1,803	3,042	5,479
Taylor	317	190	514	125	1,146	1,322	1,754	3,076	4,222
Circuit 4	12,120	22,414	24,726	4,673	63,933	63,639	128,413	192,052	255,985
Clay	1,520	3,177	3,457	530	8,684	5,899	12,263	18,162	26,846
Duval	9,711	18,024	19,828	3,880	51,443	55,003	113,027	168,030	219,473
Nassau	889	1,213	1,441	263	3,806	2,737	3,123	5,860	9,666

CIRCUIT AND COUNTY COURT FILINGS, Continued
by Division and Circuit/County
 FY 2009-10

Circuit/ County	Circuit Court					County Court			Total
	Criminal	Civil	Family Court*	Probate	Total	Criminal	Civil**	Total	
Circuit 5	11,382	21,507	18,940	6,359	58,188	33,595	52,549	86,144	144,332
Citrus	1,020	2,501	2,145	843	6,509	4,697	5,329	10,026	16,535
Hernando	2,292	4,383	3,597	1,811	12,083	5,241	11,749	16,990	29,073
Lake	3,168	6,857	5,124	1,662	16,811	10,585	17,026	27,611	44,422
Marion	4,089	6,431	7,121	1,709	19,350	11,111	14,504	25,615	44,965
Sumter	813	1,335	953	334	3,435	1,961	3,941	5,902	9,337
Circuit 6	18,821	32,281	23,851	8,457	83,410	67,359	79,959	147,318	230,728
Pasco	4,373	11,256	7,916	2,697	26,242	16,096	21,546	37,642	63,884
Pinellas	14,448	21,025	15,935	5,760	57,168	51,263	58,413	109,676	166,844
Circuit 7	9,891	19,722	16,685	5,062	51,360	52,535	54,316	106,851	158,211
Flagler	789	3,018	2,057	566	6,430	4,173	4,625	8,798	15,228
Putnam	1,392	966	2,157	354	4,869	4,244	3,474	7,718	12,587
St. Johns	1,185	3,960	3,186	683	9,014	5,476	10,770	16,246	25,260
Volusia	6,525	11,778	9,285	3,459	31,047	38,642	35,447	74,089	105,136
Circuit 8	4,432	4,223	7,805	2,066	18,526	21,911	31,870	53,781	72,307
Alachua	2,700	2,594	4,923	1,472	11,689	16,430	21,889	38,319	50,008
Baker	426	299	596	186	1,507	1,286	2,194	3,480	4,987
Bradford	431	332	631	104	1,498	1,303	4,463	5,766	7,264
Gilchrist	132	172	356	63	723	631	631	1,262	1,985
Levy	549	648	971	168	2,336	1,892	2,079	3,971	6,307
Union	194	178	328	73	773	369	614	983	1,756
Circuit 9	16,447	45,656	29,488	4,701	96,292	62,831	139,446	202,277	298,569
Orange	13,249	34,917	22,320	3,820	74,306	50,160	114,316	164,476	238,782
Osceola	3,198	10,739	7,168	881	21,986	12,671	25,130	37,801	59,787

Overall Statistics ❖ Filings

CIRCUIT AND COUNTY COURT FILINGS, Continued
by Division and Circuit/County
FY 2009-10

Circuit/ County	Circuit Court					County Court			Total
	Criminal	Civil	Family Court*	Probate	Total	Criminal	Civil**	Total	
Circuit 10	10,149	14,691	17,049	4,178	46,067	37,662	42,685	80,347	126,414
Hardee	308	238	684	116	1,346	2,147	1,911	4,058	5,404
Highlands	935	1,777	2,098	980	5,790	2,764	4,780	7,544	13,334
Polk	8,906	12,676	14,267	3,082	38,931	32,751	35,994	68,745	107,676
Circuit 11	24,291	81,558	39,504	9,896	155,249	142,205	588,862	731,067	886,316
Miami-Dade	24,291	81,558	39,504	9,896	155,249	142,205	588,862	731,067	886,316
Circuit 12	6,759	17,968	13,236	5,896	43,859	26,912	40,700	67,612	111,471
Desoto	503	511	770	85	1,869	1,531	1,461	2,992	4,861
Manatee	2,724	7,446	6,087	1,594	17,851	12,971	16,174	29,145	46,996
Sarasota	3,532	10,011	6,379	4,217	24,139	12,410	23,065	35,475	59,614
Circuit 13	13,693	29,717	27,414	6,352	77,176	66,733	154,398	221,131	298,307
Hillsborough	13,693	29,717	27,414	6,352	77,176	66,733	154,398	221,131	298,307
Circuit 14	4,777	5,070	6,621	1,649	18,117	18,541	21,442	39,983	58,100
Bay	3,056	3,528	3,757	987	11,328	13,583	13,013	26,596	37,924
Calhoun	164	105	311	54	634	538	811	1,349	1,983
Gulf	299	363	299	83	1,044	511	467	978	2,022
Holmes	310	189	488	107	1,094	853	1,451	2,304	3,398
Jackson	681	482	1,179	295	2,637	2,227	4,263	6,490	9,127
Washington	267	403	587	123	1,380	829	1,437	2,266	3,646
Circuit 15	9,480	37,932	16,963	7,282	71,657	78,330	230,665	308,995	380,652
Palm Beach	9,480	37,932	16,963	7,282	71,657	78,330	230,665	308,995	380,652
Circuit 16	1,350	2,156	1,567	454	5,527	4,305	8,640	12,945	18,472
Monroe	1,350	2,156	1,567	454	5,527	4,305	8,640	12,945	18,472

CIRCUIT AND COUNTY COURT FILINGS, Continued
by Division and Circuit/County
FY 2009-10

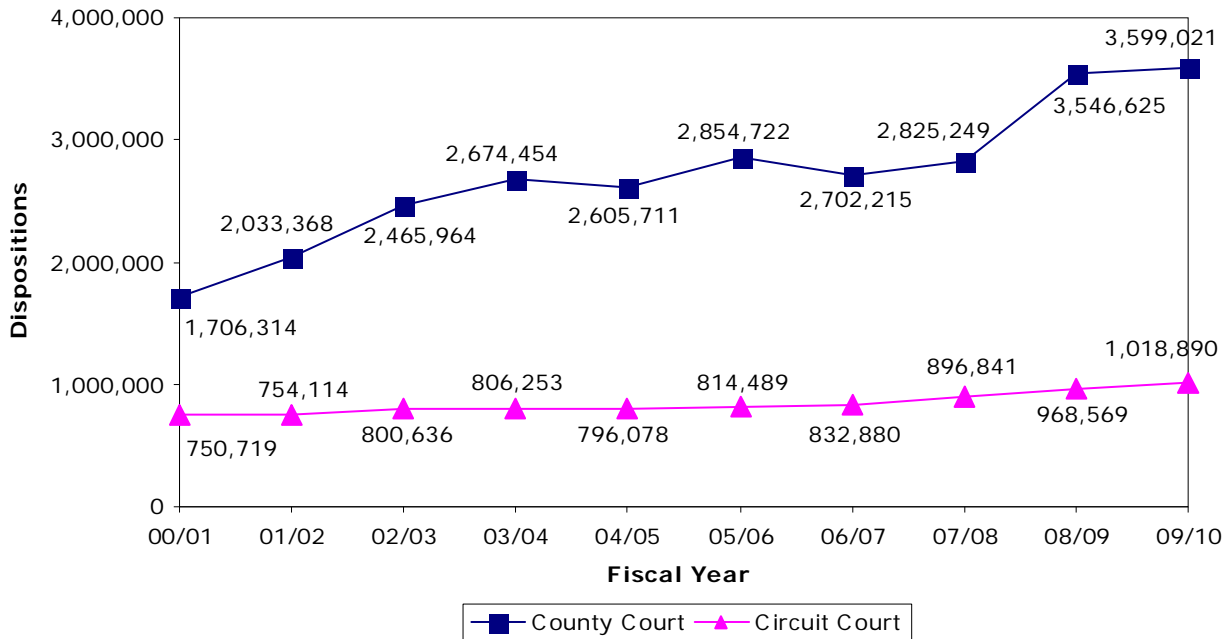
Circuit/ County	Circuit Court					County Court			Total
	Criminal	Civil	Family Court*	Probate	Total	Criminal	Civil**	Total	
Circuit 17	16,731	59,610	30,973	8,726	116,040	81,286	306,332	387,618	503,658
Broward	16,731	59,610	30,973	8,726	116,040	81,286	306,332	387,618	503,658
Circuit 18	8,959	21,662	16,869	4,426	51,916	46,400	68,368	114,768	166,684
Brevard	5,477	11,616	9,886	2,584	29,563	28,301	31,813	60,114	89,677
Seminole	3,482	10,046	6,983	1,842	22,353	18,099	36,555	54,654	77,007
Circuit 19	6,020	16,378	10,645	3,938	36,981	27,908	39,768	67,676	104,657
Indian River	1,335	3,056	2,174	1,008	7,573	4,085	7,603	11,688	19,261
Martin	1,336	3,642	2,052	821	7,851	7,861	9,337	17,198	25,049
Okeechobee	555	778	1,095	187	2,615	2,022	2,197	4,219	6,834
St. Lucie	2,794	8,902	5,324	1,922	18,942	13,940	20,631	34,571	53,513
Circuit 20	9,661	36,813	16,945	6,283	69,702	49,176	69,036	118,212	187,914
Charlotte	1,757	4,838	2,820	1,646	11,061	4,740	7,372	12,112	23,173
Collier	1,650	9,458	3,898	1,769	16,775	10,327	18,267	28,594	45,369
Glades	191	141	225	54	611	711	1,255	1,966	2,577
Hendry	548	691	803	111	2,153	3,330	2,736	6,066	8,219
Lee	5,515	21,685	9,199	2,703	39,102	30,068	39,406	69,474	108,576
State Total	201,785	490,092	347,049	98,553	1,137,479	933,753	2,139,401	3,073,154	4,210,633

* Family Court filings include Domestic Relations, Juvenile Delinquency, Juvenile Dependency, and Termination of Parental Rights.

** These data do not include all Civil Traffic Infractions reported to the Department of Highway Safety and Motor Vehicles by the clerks of court. They only represent those Civil Traffic Infraction filings involving a judge or hearing officer.

Overall Statistics ❖ Dispositions

CIRCUIT AND COUNTY COURT DISPOSITIONS*
FY 2000-01 to FY 2009-10

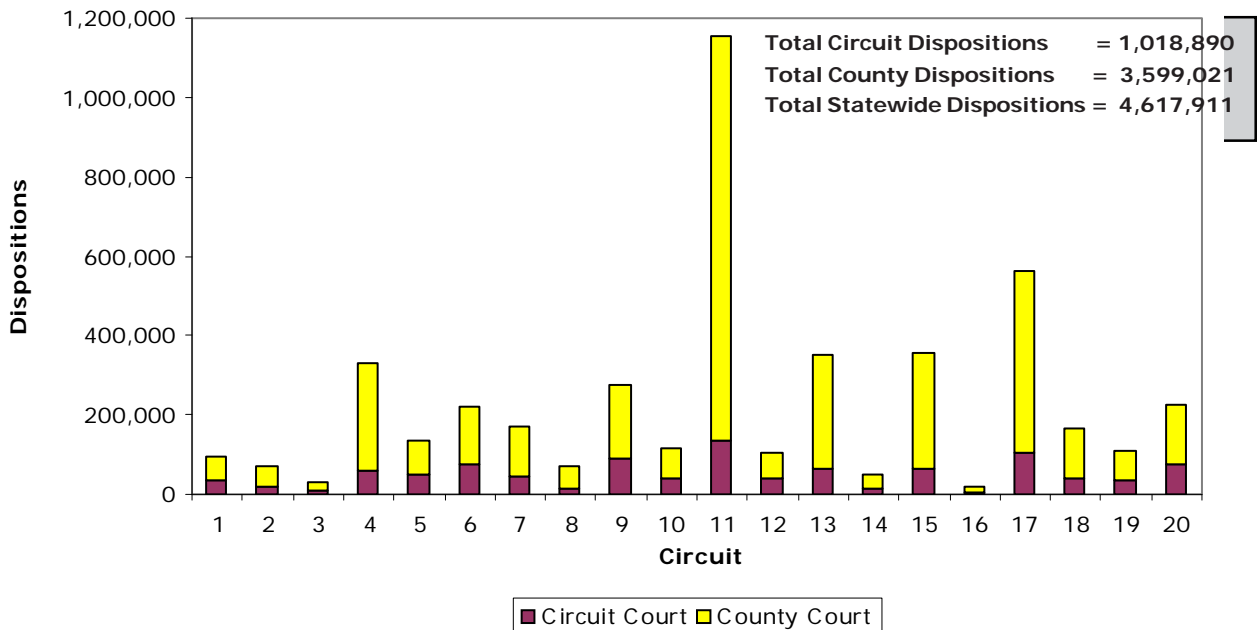


*For fiscal year 2001-02 and fiscal year 2008-09, the increase in county court dispositions is attributed to a refinement in the methodology used to calculate civil traffic infraction activity.

CIRCUIT AND COUNTY COURT DISPOSITIONS

by Circuit

FY 2009-10



CIRCUIT AND COUNTY COURT DISPOSITIONS
Statewide by Division and Month
FY 2009-10

2

Division	Jul	Aug	Sep	Oct	Nov	Dec	Jan	Feb	Mar	Apr	May	Jun	Total
Circuit Court	84,863	81,259	83,294	87,475	77,040	79,483	82,155	78,002	92,885	90,842	84,691	96,901	1,018,890
Criminal	17,241	17,089	17,068	18,228	15,216	14,077	17,585	15,969	17,755	17,035	15,347	18,100	200,710
Civil	32,166	30,200	30,768	33,255	31,921	32,026	31,626	31,143	37,539	37,281	35,384	38,154	401,463
Family Court*	27,412	26,130	27,476	27,668	22,912	25,613	25,665	23,741	28,612	27,987	26,683	31,920	321,819
Probate	8,044	7,840	7,982	8,324	6,991	7,767	7,279	7,149	8,979	8,539	7,277	8,727	94,898
County Court	322,010	290,936	303,899	324,548	274,910	291,688	287,936	289,214	330,538	299,084	277,876	306,382	3,599,021
Criminal	81,550	76,291	77,588	83,003	69,901	67,240	71,196	68,001	83,015	75,148	69,791	79,983	902,707
Civil**	240,460	214,645	226,311	241,545	205,009	224,448	216,740	221,213	247,523	223,936	208,085	226,399	2,696,314
Total	406,873	372,195	387,193	412,023	351,950	371,171	370,091	367,216	423,423	389,926	362,567	403,283	4,617,911

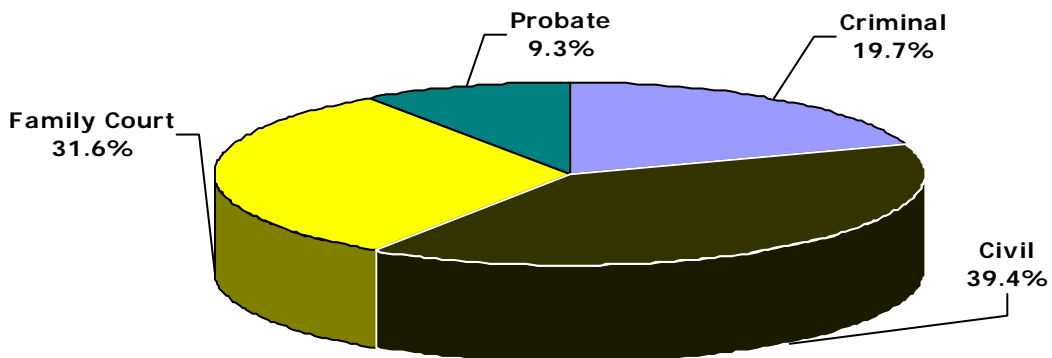
* Family Court dispositions include Domestic Relations, Juvenile Delinquency, and Juvenile Dependency with the exception of Termination of Parental Rights (TPR) Dispositions. The Summary Reporting System began capturing the number of dispositions in TPR cases in January 2010.

** These data do not include all Civil Traffic Infractions reported to the Department of Highway Safety and Motor Vehicles by the clerks of court. They only represent those Civil Traffic Infraction dispositions involving a judge or hearing officer.

Overall Statistics ♦ Dispositions

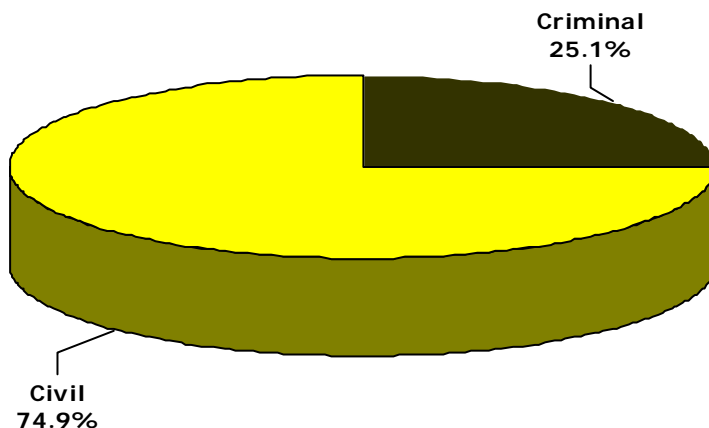
CIRCUIT COURT DISPOSITIONS

by Division
FY 2009-10



COUNTY COURT DISPOSITIONS

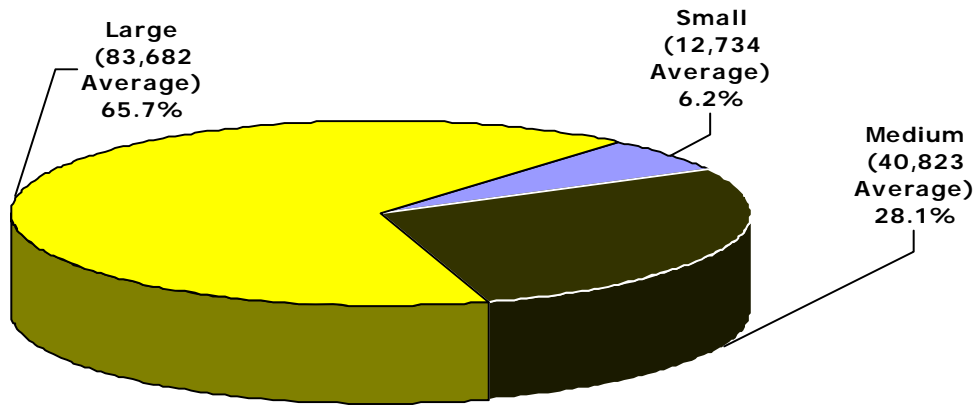
by Division
FY 2009-10



CIRCUIT COURT DISPOSITIONS

by Circuit Size*

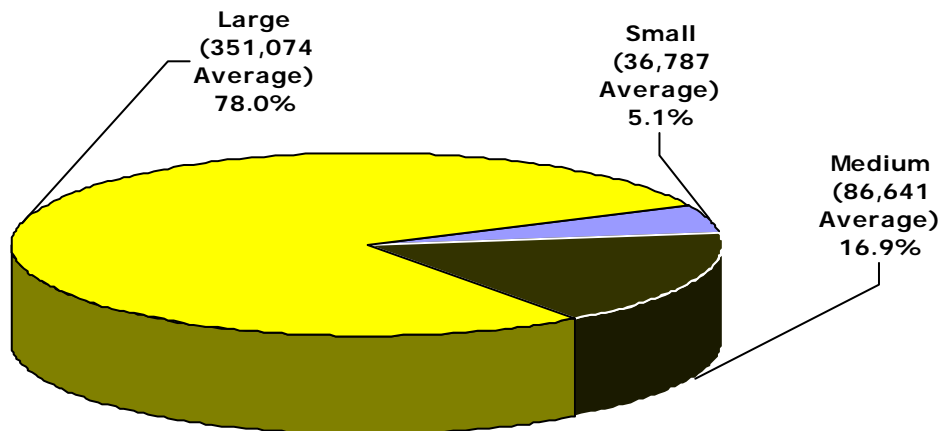
FY 2009-10



COUNTY COURT DISPOSITIONS

by Circuit Size*

FY 2009-10



*Small Circuits- 2nd, 3rd, 8th, 14th, 16th;
Medium Circuits- 1st, 5th, 7th, 10th, 12th, 18th, 19th;
Large Circuits- 4th, 6th, 9th, 11th, 13th, 15th, 17th, 20th (as defined in the Glossary).

Overall Statistics ❖ Dispositions

CIRCUIT AND COUNTY COURT DISPOSITIONS
by Division and Circuit/County
FY 2009-10

Circuit/ County	Circuit Court					County Court			Total
	Criminal	Civil	Family Court*	Probate	Total	Criminal	Civil**	Total	
Circuit 1	9,703	8,521	15,337	3,607	37,168	27,393	30,106	57,499	94,667
Escambia	5,426	3,723	7,277	2,383	18,809	13,877	12,086	25,963	44,772
Okaloosa	2,272	1,633	4,320	581	8,806	5,545	8,914	14,459	23,265
Santa Rosa	1,297	1,597	2,634	486	6,014	4,910	6,114	11,024	17,038
Walton	708	1,568	1,106	157	3,539	3,061	2,992	6,053	9,592
Circuit 2	4,908	5,205	6,311	2,628	19,052	15,566	36,471	52,037	71,089
Franklin	208	340	277	11	836	837	896	1,733	2,569
Gadsden	638	317	1,206	477	2,638	2,295	8,032	10,327	12,965
Jefferson	223	57	153	31	464	492	2,424	2,916	3,380
Leon	3,402	4,030	4,044	2,009	13,485	10,676	22,172	32,848	46,333
Liberty	94	28	91	19	232	221	879	1,100	1,332
Wakulla	343	433	540	81	1,397	1,045	2,068	3,113	4,510
Circuit 3	2,527	1,579	4,123	780	9,009	7,922	14,760	22,682	31,691
Columbia	1,059	677	1,575	415	3,726	3,036	5,479	8,515	12,241
Dixie	142	72	231	74	519	658	1,406	2,064	2,583
Hamilton	150	87	363	23	623	514	815	1,329	1,952
Lafayette	49	59	97	23	228	159	578	737	965
Madison	235	136	351	81	803	933	2,517	3,450	4,253
Suwannee	565	384	932	70	1,951	1,226	1,664	2,890	4,841
Taylor	327	164	574	94	1,159	1,396	2,301	3,697	4,856
Circuit 4	13,282	19,249	21,649	4,689	58,869	72,482	200,919	273,401	332,270
Clay	1,626	2,475	2,995	564	7,660	5,826	30,656	36,482	44,142
Duval	10,696	15,530	17,200	3,804	47,230	63,873	163,634	227,507	274,737
Nassau	960	1,244	1,454	321	3,979	2,783	6,629	9,412	13,391

CIRCUIT AND COUNTY COURT DISPOSITIONS, Continued
by Division and Circuit/County
 FY 2009-10

Circuit/ County	Circuit Court					County Court			Total
	Criminal	Civil	Family Court*	Probate	Total	Criminal	Civil**	Total	
Circuit 5	10,637	18,057	17,451	6,247	52,392	30,904	51,647	82,551	134,943
Citrus	1,052	2,216	2,085	966	6,319	3,359	5,616	8,975	15,294
Hernando	2,199	3,684	3,819	1,743	11,445	5,050	13,735	18,785	30,230
Lake	2,929	5,189	4,466	1,461	14,045	9,851	18,693	28,544	42,589
Marion	3,596	5,821	6,135	1,728	17,280	10,743	11,161	21,904	39,184
Sumter	861	1,147	946	349	3,303	1,901	2,442	4,343	7,646
Circuit 6	18,516	24,842	22,283	8,814	74,455	59,465	86,692	146,157	220,612
Pasco	4,338	8,140	7,977	2,897	23,352	15,804	24,435	40,239	63,591
Pinellas	14,178	16,702	14,306	5,917	51,103	43,661	62,257	105,918	157,021
Circuit 7	9,329	15,200	15,372	5,224	45,125	53,535	69,756	123,291	168,416
Flagler	602	1,543	1,761	569	4,475	3,812	4,129	7,941	12,416
Putnam	1,292	1,120	2,091	266	4,769	4,121	3,057	7,178	11,947
St. Johns	1,228	2,537	2,817	624	7,206	6,474	11,868	18,342	25,548
Volusia	6,207	10,000	8,703	3,765	28,675	39,128	50,702	89,830	118,505
Circuit 8	4,217	3,484	6,328	2,097	16,126	21,034	33,040	54,074	70,200
Alachua	2,543	1,851	3,795	1,526	9,715	15,784	20,923	36,707	46,422
Baker	372	192	488	157	1,209	1,202	2,441	3,643	4,852
Bradford	416	314	526	109	1,365	1,343	3,099	4,442	5,807
Gilchrist	145	235	336	51	767	572	754	1,326	2,093
Levy	579	732	929	170	2,410	1,786	4,916	6,702	9,112
Union	162	160	254	84	660	347	907	1,254	1,914
Circuit 9	14,915	38,760	30,347	4,659	88,681	56,948	128,289	185,237	273,918
Orange	11,357	28,745	24,083	3,627	67,812	44,978	98,129	143,107	210,919
Osceola	3,558	10,015	6,264	1,032	20,869	11,970	30,160	42,130	62,999

Overall Statistics ❖ Dispositions

CIRCUIT AND COUNTY COURT DISPOSITIONS, Continued
by Division and Circuit/County
FY 2009-10

Circuit/ County	Circuit Court					County Court			Total
	Criminal	Civil	Family Court*	Probate	Total	Criminal	Civil**	Total	
Circuit 10	7,300	12,623	16,330	4,566	40,819	35,958	39,518	75,476	116,295
Hardee	286	209	575	118	1,188	2,139	1,441	3,580	4,768
Highlands	980	1,317	1,780	1,045	5,122	2,666	4,092	6,758	11,880
Polk	6,034	11,097	13,975	3,403	34,509	31,153	33,985	65,138	99,647
Circuit 11	27,767	64,842	34,767	9,717	137,093	148,024	868,273	1,016,297	1,153,390
Miami-Dade	27,767	64,842	34,767	9,717	137,093	148,024	868,273	1,016,297	1,153,390
Circuit 12	6,717	13,195	12,162	5,767	37,841	26,642	38,843	65,485	103,326
Desoto	408	284	535	73	1,300	1,272	1,068	2,340	3,640
Manatee	2,906	5,178	5,310	1,677	15,071	13,648	13,251	26,899	41,970
Sarasota	3,403	7,733	6,317	4,017	21,470	11,722	24,524	36,246	57,716
Circuit 13	16,931	18,911	23,721	5,895	65,458	64,014	222,403	286,417	351,875
Hillsborough	16,931	18,911	23,721	5,895	65,458	64,014	222,403	286,417	351,875
Circuit 14	4,373	3,700	5,291	1,812	15,176	17,448	19,599	37,047	52,223
Bay	2,635	2,716	2,766	941	9,058	11,739	11,056	22,795	31,853
Calhoun	271	62	319	46	698	512	1,450	1,962	2,660
Gulf	286	376	311	98	1,071	554	360	914	1,985
Holmes	285	145	494	208	1,132	1,362	1,114	2,476	3,608
Jackson	629	277	1,012	390	2,308	2,442	4,229	6,671	8,979
Washington	267	124	389	129	909	839	1,390	2,229	3,138
Circuit 15	8,651	34,747	15,612	6,595	65,605	70,933	220,574	291,507	357,112
Palm Beach	8,651	34,747	15,612	6,595	65,605	70,933	220,574	291,507	357,112
Circuit 16	891	1,601	1,403	414	4,309	2,645	15,449	18,094	22,403
Monroe	891	1,601	1,403	414	4,309	2,645	15,449	18,094	22,403

CIRCUIT AND COUNTY COURT DISPOSITIONS, Continued
by Division and Circuit/County
 FY 2009-10

Circuit/ County	Circuit Court					County Court			Total
	Criminal	Civil	Family Court*	Probate	Total	Criminal	Civil**	Total	
Circuit 17	15,357	51,405	32,286	7,253	106,301	72,234	383,147	455,381	561,682
Broward	15,357	51,405	32,286	7,253	106,301	72,234	383,147	455,381	561,682
Circuit 18	8,263	13,790	14,303	3,371	39,727	43,476	81,981	125,457	165,184
Brevard	4,777	5,553	7,710	1,617	19,657	26,514	33,710	60,224	79,881
Seminole	3,486	8,237	6,593	1,754	20,070	16,962	48,271	65,233	85,303
Circuit 19	6,769	11,142	10,587	4,190	32,688	28,479	48,250	76,729	109,417
Indian River	1,403	2,369	2,596	916	7,284	3,720	7,007	10,727	18,011
Martin	1,348	2,900	1,902	1,074	7,224	10,866	14,864	25,730	32,954
Okeechobee	670	561	971	177	2,379	1,860	2,149	4,009	6,388
St. Lucie	3,348	5,312	5,118	2,023	15,801	12,033	24,230	36,263	52,064
Circuit 20	9,657	40,610	16,156	6,573	72,996	47,605	106,597	154,202	227,198
Charlotte	2,261	4,985	3,007	1,544	11,797	4,876	6,593	11,469	23,266
Collier	1,765	7,950	3,640	1,825	15,180	10,077	16,457	26,534	41,714
Glades	191	82	135	23	431	620	1,566	2,186	2,617
Hendry	579	383	600	136	1,698	2,963	3,410	6,373	8,071
Lee	4,861	27,210	8,774	3,045	43,890	29,069	78,571	107,640	151,530
State Total	200,710	401,463	321,819	94,898	1,018,890	902,707	2,696,314	3,599,021	4,617,911

* Family Court dispositions include Domestic Relations, Juvenile Delinquency, and Juvenile Dependency with the exception of Termination of Parental Rights (TPR) Dispositions. The Summary Reporting System began capturing the number of dispositions in TPR cases in January 2010.

** These data do not include all Civil Traffic Infractions reported to the Department of Highway Safety and Motor Vehicles by the clerks of court. They only represent those Civil Traffic Infraction dispositions involving a judge or hearing officer.