

## Circuit Criminal ❖ Overview

The Circuit Criminal division includes the following five categories of felony offenses: capital murder, violent crimes, crimes against persons, crimes against property, and drug crimes. Within these categories are the following case types:

**Capital Murder** - capital murder offenses

**Violent Crimes** - non-capital murder and sexual offenses

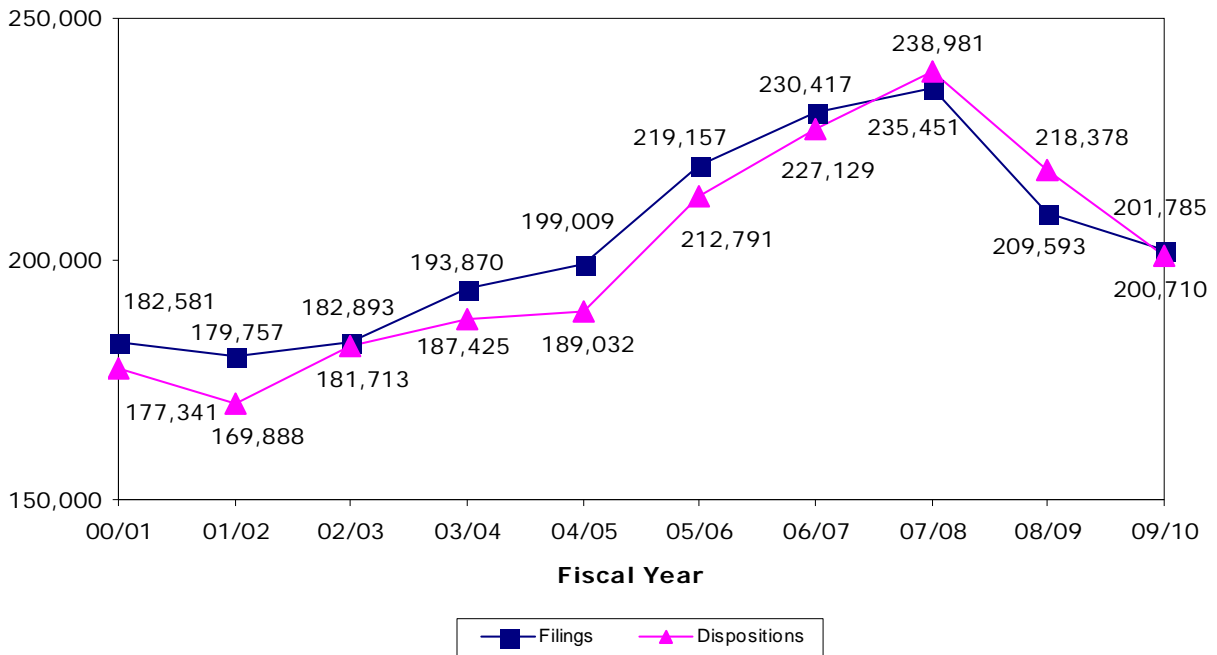
**Crimes Against Persons** - robbery and other crimes against persons

**Crimes Against Property** - burglary, theft, forgery, fraud, worthless checks, other crimes against property, and other felony offenses<sup>1</sup>

**Drug Crimes** - drug offenses

In the Circuit Criminal division, *Filings* correspond to each defendant against whom an information or indictment is filed. *Dispositions* correspond to each defendant for whom a final judicial decision is rendered terminating a criminal proceeding by an acquittal, a dismissal, or a judgment stating the specific sentence (in the case of a conviction). *Charges* are defined as each individual offense with which a defendant is accused. These charges or counts are tied directly to each filing. *Jury Trials* are defined as trials in which a group of citizens is impaneled, selected and sworn to determine the issues of fact in a case.

**CIRCUIT CRIMINAL FILINGS & DISPOSITIONS\***  
FY 2000-01 to FY 2009-10



\*For fiscal year 2009-10, the decrease in circuit criminal filings occurred in capital murder, non-capital murder, sexual offenses, robbery, other crimes against persons, theft, forgery, fraud, worthless checks, other crimes against property, drugs, and other felony case types.

<sup>1</sup> Other felony offenses fall under the "crimes against property" case type because they are handled similarly to property offenses. Examples of other felony offenses are: weapon charges, resisting arrest, contempt of court, failure to appear, accessory after the fact, book-making, etc.

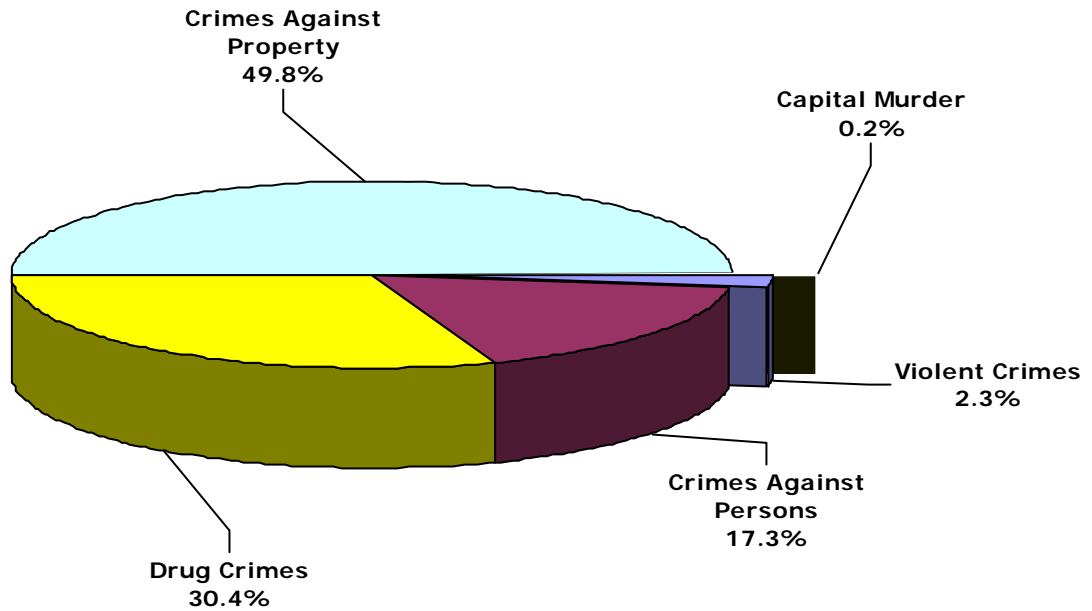
**CIRCUIT CRIMINAL FILINGS**  
**Statewide by Category, Case Type, and Month**  
**FY 2009-10**

Category/ Case Type	Jul	Aug	Sep	Oct	Nov	Dec	Jan	Feb	Mar	Apr	May	Jun	Total
<b>Capital Murder</b>	<b>37</b>	<b>56</b>	<b>43</b>	<b>35</b>	<b>36</b>	<b>23</b>	<b>22</b>	<b>32</b>	<b>56</b>	<b>32</b>	<b>52</b>	<b>46</b>	<b>470</b>
Capital Murder	37	56	43	35	36	23	22	32	56	32	52	46	470
<b>Violent Crimes</b>	<b>437</b>	<b>379</b>	<b>416</b>	<b>385</b>	<b>355</b>	<b>364</b>	<b>317</b>	<b>334</b>	<b>418</b>	<b>369</b>	<b>384</b>	<b>441</b>	<b>4,599</b>
Non-Capital Murder <sup>2</sup>	123	119	136	118	101	111	109	116	104	125	99	139	1,400
Sexual Offenses	314	260	280	267	254	253	208	218	314	244	285	302	3,199
<b>Crimes Against Persons</b>	<b>3,143</b>	<b>2,910</b>	<b>2,974</b>	<b>3,194</b>	<b>2,508</b>	<b>2,922</b>	<b>2,611</b>	<b>2,693</b>	<b>2,970</b>	<b>2,756</b>	<b>2,926</b>	<b>3,223</b>	<b>34,830</b>
Robbery	598	557	558	595	470	598	476	500	542	457	492	581	6,424
Other Crimes Against Persons	2,545	2,353	2,416	2,599	2,038	2,324	2,135	2,193	2,428	2,299	2,434	2,642	28,406
<b>Crimes Against Property</b>	<b>9,393</b>	<b>8,451</b>	<b>8,809</b>	<b>9,094</b>	<b>7,427</b>	<b>8,231</b>	<b>7,853</b>	<b>7,724</b>	<b>8,696</b>	<b>8,055</b>	<b>8,042</b>	<b>8,664</b>	<b>100,439</b>
Burglary	2,277	2,046	2,069	2,275	1,870	2,036	1,992	1,822	2,217	1,840	1,955	2,142	24,541
Theft, Forgery, Fraud	4,232	3,939	4,029	4,128	3,407	3,793	3,557	3,488	3,844	3,657	3,556	3,913	45,543
Worthless Checks	278	217	162	211	129	186	188	153	165	190	116	142	2,137
Other Crimes Against Property	148	130	119	143	118	137	113	123	148	144	131	159	1,613
Other	2,458	2,119	2,430	2,337	1,903	2,079	2,003	2,138	2,322	2,224	2,284	2,308	26,605
<b>Drug Crimes</b>	<b>5,236</b>	<b>5,235</b>	<b>5,358</b>	<b>5,210</b>	<b>4,570</b>	<b>4,793</b>	<b>4,417</b>	<b>4,985</b>	<b>5,598</b>	<b>5,430</b>	<b>5,022</b>	<b>5,593</b>	<b>61,447</b>
Drugs	5,236	5,235	5,358	5,210	4,570	4,793	4,417	4,985	5,598	5,430	5,022	5,593	61,447
<b>Total</b>	<b>18,246</b>	<b>17,031</b>	<b>17,600</b>	<b>17,918</b>	<b>14,896</b>	<b>16,333</b>	<b>15,220</b>	<b>15,768</b>	<b>17,738</b>	<b>16,642</b>	<b>16,426</b>	<b>17,967</b>	<b>201,785</b>

<sup>2</sup> Examples of Non-Capital Murder cases include: negligent manslaughter, vehicular manslaughter, unpremeditated murder, commission of a felony which causes death, aggravated manslaughter, and other similar offenses.

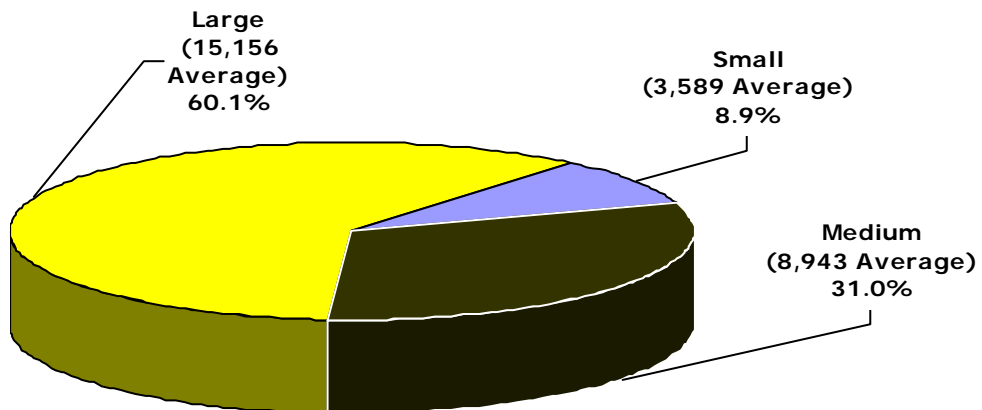
**Circuit Criminal ♦ Filings**

**CIRCUIT CRIMINAL FILINGS  
by Category  
FY 2009-10**



3

**CIRCUIT CRIMINAL FILINGS  
by Circuit Size\*  
FY 2009-10**



\*Small Circuits- 2nd, 3rd, 8th, 14th, 16th;  
Medium Circuits- 1st, 5th, 7th, 10th, 12th, 18th, 19th;  
Large Circuits- 4th, 6th, 9th, 11th, 13th, 15th, 17th, 20th (as defined in the Glossary).

**CIRCUIT CRIMINAL FILINGS**  
**by Case Type and Circuit**  
**FY 2009-10**

Circuit	Capital Murder	Non-Capital Murder	Sexual Offenses	Robbery	Other Crimes Against Persons	Burglary	Theft Forgery Fraud	Worthless Checks	Other Crimes Against Property	Drugs	Other	Total
1	32	25	190	233	1,770	1,275	2,278	78	88	2,102	1,367	9,438
2	11	37	78	163	899	537	1,126	123	42	1,027	605	4,648
3	5	16	64	83	450	328	604	35	28	721	402	2,736
4	14	153	293	500	1,142	1,401	2,961	225	96	3,207	2,128	12,120
5	15	60	259	268	1,792	1,542	2,866	121	83	2,965	1,411	11,382
6	19	57	159	398	2,072	1,834	5,014	300	142	6,143	2,683	18,821
7	21	37	146	339	1,504	1,176	2,329	248	133	2,931	1,027	9,891
8	3	27	78	146	723	528	965	37	67	1,318	540	4,432
9	73	197	340	672	2,766	2,075	2,985	27	143	4,781	2,388	16,447
10	21	62	183	230	2,047	1,507	2,011	277	72	2,689	1,050	10,149
11	44	252	256	922	2,990	2,556	4,772	93	125	8,607	3,674	24,291
12	13	36	152	156	748	749	1,867	49	54	2,143	792	6,759
13	29	70	118	481	1,823	1,873	3,334	240	117	4,257	1,351	13,693
14	2	23	73	94	795	634	936	25	57	1,027	1,111	4,777
15	54	73	149	505	1,245	1,559	1,987	30	37	2,994	847	9,480
16	0	5	15	28	263	130	242	30	18	446	173	1,350
17	52	107	222	528	2,271	1,869	3,458	13	88	6,744	1,379	16,731
18	35	38	75	266	1,211	1,203	2,313	119	73	2,549	1,077	8,959
19	19	48	147	115	757	606	1,386	61	53	1,900	928	6,020
20	8	77	202	297	1,138	1,159	2,109	6	97	2,896	1,672	9,661
<b>Total</b>	<b>470</b>	<b>1,400</b>	<b>3,199</b>	<b>6,424</b>	<b>28,406</b>	<b>24,541</b>	<b>45,543</b>	<b>2,137</b>	<b>1,613</b>	<b>61,447</b>	<b>26,605</b>	<b>201,785</b>

3

## Circuit Criminal ❖ Filings

**CIRCUIT CRIMINAL FILINGS**  
**by Category and Circuit/County**  
 FY 2009-10

Circuit/ County	Capital Murder	Violent Crimes	Crimes Against Persons	Crimes Against Property	Drug Crimes	Total
<b>Circuit 1</b>	<b>32</b>	<b>215</b>	<b>2,003</b>	<b>5,086</b>	<b>2,102</b>	<b>9,438</b>
Escambia	20	117	1,131	2,756	1,075	5,099
Okaloosa	4	39	458	1,191	504	2,196
Santa Rosa	6	50	272	726	299	1,353
Walton	2	9	142	413	224	790
<b>Circuit 2</b>	<b>11</b>	<b>115</b>	<b>1,062</b>	<b>2,433</b>	<b>1,027</b>	<b>4,648</b>
Franklin	1	2	41	83	94	221
Gadsden	5	12	174	279	171	641
Jefferson	0	6	53	76	65	200
Leon	5	84	720	1,761	577	3,147
Liberty	0	4	14	26	39	83
Wakulla	0	7	60	208	81	356
<b>Circuit 3</b>	<b>5</b>	<b>80</b>	<b>533</b>	<b>1,397</b>	<b>721</b>	<b>2,736</b>
Columbia	3	28	198	614	258	1,101
Dixie	0	5	17	104	59	185
Hamilton	1	5	40	79	59	184
Lafayette	0	2	14	33	9	58
Madison	0	7	81	123	64	275
Suwannee	0	23	122	266	205	616
Taylor	1	10	61	178	67	317
<b>Circuit 4</b>	<b>14</b>	<b>446</b>	<b>1,642</b>	<b>6,811</b>	<b>3,207</b>	<b>12,120</b>
Clay	0	50	170	953	347	1,520
Duval	14	360	1,319	5,414	2,604	9,711
Nassau	0	36	153	444	256	889

**CIRCUIT CRIMINAL FILINGS, Continued**  
**by Category and Circuit/County**  
 FY 2009-10

Circuit/ County	Capital Murder	Violent Crimes	Crimes Against Persons	Crimes Against Property	Drug Crimes	Total
<b>Circuit 5</b>	<b>15</b>	<b>319</b>	<b>2,060</b>	<b>6,023</b>	<b>2,965</b>	<b>11,382</b>
Citrus	2	35	165	589	229	1,020
Hernando	5	40	325	1,370	552	2,292
Lake	4	93	729	1,496	846	3,168
Marion	3	133	721	2,182	1,050	4,089
Sumter	1	18	120	386	288	813
<b>Circuit 6</b>	<b>19</b>	<b>216</b>	<b>2,470</b>	<b>9,973</b>	<b>6,143</b>	<b>18,821</b>
Pasco	6	63	535	2,450	1,319	4,373
Pinellas	13	153	1,935	7,523	4,824	14,448
<b>Circuit 7</b>	<b>21</b>	<b>183</b>	<b>1,843</b>	<b>4,913</b>	<b>2,931</b>	<b>9,891</b>
Flagler	0	9	176	360	244	789
Putnam	1	31	225	769	366	1,392
St. Johns	6	19	239	588	333	1,185
Volusia	14	124	1,203	3,196	1,988	6,525
<b>Circuit 8</b>	<b>3</b>	<b>105</b>	<b>869</b>	<b>2,137</b>	<b>1,318</b>	<b>4,432</b>
Alachua	2	61	568	1,243	826	2,700
Baker	0	14	97	182	133	426
Bradford	0	13	53	244	121	431
Gilchrist	0	5	20	84	23	132
Levy	1	8	88	280	172	549
Union	0	4	43	104	43	194
<b>Circuit 9</b>	<b>73</b>	<b>537</b>	<b>3,438</b>	<b>7,618</b>	<b>4,781</b>	<b>16,447</b>
Orange	44	437	2,852	6,297	3,619	13,249
Osceola	29	100	586	1,321	1,162	3,198

**Circuit Criminal ❖ Filings**

**CIRCUIT CRIMINAL FILINGS, Continued**  
**by Category and Circuit/County**  
**FY 2009-10**

<b>Circuit/ County</b>	<b>Capital Murder</b>	<b>Violent Crimes</b>	<b>Crimes Against Persons</b>	<b>Crimes Against Property</b>	<b>Drug Crimes</b>	<b>Total</b>
<b>Circuit 10</b>	<b>21</b>	<b>245</b>	<b>2,277</b>	<b>4,917</b>	<b>2,689</b>	<b>10,149</b>
Hardee	0	13	32	145	118	308
Highlands	1	35	162	529	208	935
Polk	20	197	2,083	4,243	2,363	8,906
<b>Circuit 11</b>	<b>44</b>	<b>508</b>	<b>3,912</b>	<b>11,220</b>	<b>8,607</b>	<b>24,291</b>
Miami-Dade	44	508	3,912	11,220	8,607	24,291
<b>Circuit 12</b>	<b>13</b>	<b>188</b>	<b>904</b>	<b>3,511</b>	<b>2,143</b>	<b>6,759</b>
Desoto	2	17	91	205	188	503
Manatee	6	86	350	1,361	921	2,724
Sarasota	5	85	463	1,945	1,034	3,532
<b>Circuit 13</b>	<b>29</b>	<b>188</b>	<b>2,304</b>	<b>6,915</b>	<b>4,257</b>	<b>13,693</b>
Hillsborough	29	188	2,304	6,915	4,257	13,693
<b>Circuit 14</b>	<b>2</b>	<b>96</b>	<b>889</b>	<b>2,763</b>	<b>1,027</b>	<b>4,777</b>
Bay	1	65	524	2,000	466	3,056
Calhoun	0	1	25	72	66	164
Gulf	0	6	36	153	104	299
Holmes	0	5	50	159	96	310
Jackson	0	13	194	303	171	681
Washington	1	6	60	76	124	267
<b>Circuit 15</b>	<b>54</b>	<b>222</b>	<b>1,750</b>	<b>4,460</b>	<b>2,994</b>	<b>9,480</b>
Palm Beach	54	222	1,750	4,460	2,994	9,480
<b>Circuit 16</b>	<b>0</b>	<b>20</b>	<b>291</b>	<b>593</b>	<b>446</b>	<b>1,350</b>
Monroe	0	20	291	593	446	1,350

**CIRCUIT CRIMINAL FILINGS, Continued**  
**by Category and Circuit/County**  
 FY 2009-10

Circuit/ County	Capital Murder	Violent Crimes	Crimes Against Persons	Crimes Against Property	Drug Crimes	Total
<b>Circuit 17</b>	<b>52</b>	<b>329</b>	<b>2,799</b>	<b>6,807</b>	<b>6,744</b>	<b>16,731</b>
Broward	52	329	2,799	6,807	6,744	16,731
<b>Circuit 18</b>	<b>35</b>	<b>113</b>	<b>1,477</b>	<b>4,785</b>	<b>2,549</b>	<b>8,959</b>
Brevard	21	79	917	2,832	1,628	5,477
Seminole	14	34	560	1,953	921	3,482
<b>Circuit 19</b>	<b>19</b>	<b>195</b>	<b>872</b>	<b>3,034</b>	<b>1,900</b>	<b>6,020</b>
Indian River	7	34	186	754	354	1,335
Martin	9	30	153	740	404	1,336
Okeechobee	3	21	98	276	157	555
St. Lucie	0	110	435	1,264	985	2,794
<b>Circuit 20</b>	<b>8</b>	<b>279</b>	<b>1,435</b>	<b>5,043</b>	<b>2,896</b>	<b>9,661</b>
Charlotte	0	37	246	816	658	1,757
Collier	1	62	264	828	495	1,650
Glades	0	7	30	97	57	191
Hendry	0	17	112	297	122	548
Lee	7	156	783	3,005	1,564	5,515
<b>State Total</b>	<b>470</b>	<b>4,599</b>	<b>34,830</b>	<b>100,439</b>	<b>61,447</b>	<b>201,785</b>

3



## Circuit Criminal ❖ Filings

**CIRCUIT CRIMINAL CHARGES**  
**by Circuit/County**  
 FY 2009-10

Circuit/County	Total Filings (Defendants)	Total Charges	Number of Charges per Defendant
<b>Circuit 1</b>	<b>9,438</b>	<b>21,101</b>	<b>2.2</b>
Escambia	5,099	11,811	2.3
Okaloosa	2,196	4,391	2.0
Santa Rosa	1,353	3,242	2.4
Walton	790	1,657	2.1
<b>Circuit 2</b>	<b>4,648</b>	<b>10,019</b>	<b>2.2</b>
Franklin	221	453	2.0
Gadsden	641	1,243	1.9
Jefferson	200	336	1.7
Leon	3,147	7,131	2.3
Liberty	83	156	1.9
Wakulla	356	700	2.0
<b>Circuit 3</b>	<b>2,736</b>	<b>5,770</b>	<b>2.1</b>
Columbia	1,101	2,390	2.2
Dixie	185	376	2.0
Hamilton	184	319	1.7
Lafayette	58	272	4.7
Madison	275	521	1.9
Suwannee	616	1,257	2.0
Taylor	317	635	2.0
<b>Circuit 4</b>	<b>12,120</b>	<b>20,726</b>	<b>1.7</b>
Clay	1,520	2,666	1.8
Duval	9,711	16,576	1.7
Nassau	889	1,484	1.7

**CIRCUIT CRIMINAL CHARGES, Continued**  
**by Circuit/County**  
 FY 2009-10

Circuit/County	Total Filings (Defendants)	Total Charges	Number of Charges per Defendant
<b>Circuit 5</b>	<b>11,382</b>	<b>24,972</b>	<b>2.2</b>
Citrus	1,020	2,577	2.5
Hernando	2,292	4,385	1.9
Lake	3,168	7,606	2.4
Marion	4,089	8,519	2.1
Sumter	813	1,885	2.3
<b>Circuit 6</b>	<b>18,821</b>	<b>31,348</b>	<b>1.7</b>
Pasco	4,373	7,493	1.7
Pinellas	14,448	23,855	1.7
<b>Circuit 7</b>	<b>9,891</b>	<b>16,341</b>	<b>1.7</b>
Flagler	789	1,487	1.9
Putnam	1,392	2,483	1.8
St. Johns	1,185	2,001	1.7
Volusia	6,525	10,370	1.6
<b>Circuit 8</b>	<b>4,432</b>	<b>9,359</b>	<b>2.1</b>
Alachua	2,700	5,732	2.1
Baker	426	860	2.0
Bradford	431	887	2.1
Gilchrist	132	322	2.4
Levy	549	1,138	2.1
Union	194	420	2.2
<b>Circuit 9</b>	<b>16,447</b>	<b>36,904</b>	<b>2.2</b>
Orange	13,249	29,039	2.2
Osceola	3,198	7,865	2.5

## Circuit Criminal ❖ Filings

**CIRCUIT CRIMINAL CHARGES, Continued**  
**by Circuit/County**  
 FY 2009-10

Circuit/County	Total Filings (Defendants)	Total Charges	Number of Charges per Defendant
<b>Circuit 10</b>	<b>10,149</b>	<b>27,881</b>	<b>2.7</b>
Hardee	308	627	2.0
Highlands	935	2,587	2.8
Polk	8,906	24,667	2.8
<b>Circuit 11</b>	<b>24,291</b>	<b>45,889</b>	<b>1.9</b>
Miami-Dade	24,291	45,889	1.9
<b>Circuit 12</b>	<b>6,759</b>	<b>12,900</b>	<b>1.9</b>
Desoto	503	784	1.6
Manatee	2,724	5,026	1.8
Sarasota	3,532	7,090	2.0
<b>Circuit 13</b>	<b>13,693</b>	<b>32,568</b>	<b>2.4</b>
Hillsborough	13,693	32,568	2.4
<b>Circuit 14</b>	<b>4,777</b>	<b>8,357</b>	<b>1.7</b>
Bay	3,056	5,250	1.7
Calhoun	164	290	1.8
Gulf	299	531	1.8
Holmes	310	573	1.8
Jackson	681	1,239	1.8
Washington	267	474	1.8
<b>Circuit 15</b>	<b>9,480</b>	<b>20,956</b>	<b>2.2</b>
Palm Beach	9,480	20,956	2.2
<b>Circuit 16</b>	<b>1,350</b>	<b>3,261</b>	<b>2.4</b>
Monroe	1,350	3,261	2.4

**CIRCUIT CRIMINAL CHARGES, Continued**  
**by Circuit/County**  
 FY 2009-10

Circuit/County	Total Filings (Defendants)	Total Charges	Number of Charges per Defendant
<b>Circuit 17</b>	<b>16,731</b>	<b>34,864</b>	<b>2.1</b>
Broward	16,731	34,864	2.1
<b>Circuit 18</b>	<b>8,959</b>	<b>19,317</b>	<b>2.2</b>
Brevard	5,477	11,350	2.1
Seminole	3,482	7,967	2.3
<b>Circuit 19</b>	<b>6,020</b>	<b>14,736</b>	<b>2.4</b>
Indian River	1,335	2,735	2.0
Martin	1,336	2,958	2.2
Okeechobee	555	1,190	2.1
St. Lucie	2,794	7,853	2.8
<b>Circuit 20</b>	<b>9,661</b>	<b>22,686</b>	<b>2.3</b>
Charlotte	1,757	4,365	2.5
Collier	1,650	3,699	2.2
Glades	191	464	2.4
Hendry	548	1,146	2.1
Lee	5,515	13,012	2.4
<b>State Total</b>	<b>201,785</b>	<b>419,955</b>	<b>2.1</b>

3

**Circuit Criminal ♦ Dispositions**

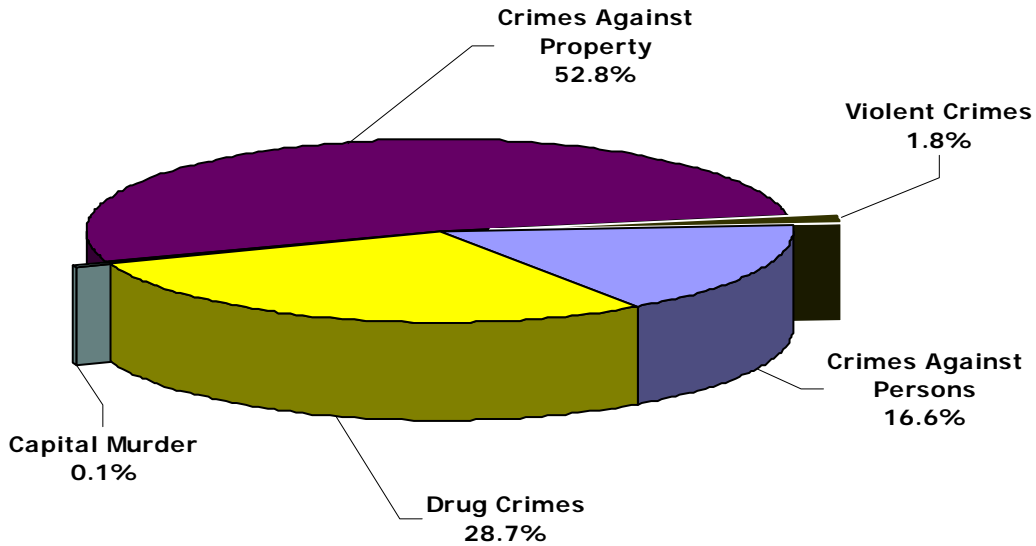
**CIRCUIT CRIMINAL DISPOSITIONS**  
**Statewide by Category, Case Type, and Month**  
**FY 2009-10**

Category/ Case Type	Jul	Aug	Sep	Oct	Nov	Dec	Jan	Feb	Mar	Apr	May	Jun	Total
<b>Capital Murder</b>	<b>21</b>	<b>32</b>	<b>18</b>	<b>21</b>	<b>16</b>	<b>17</b>	<b>24</b>	<b>22</b>	<b>26</b>	<b>22</b>	<b>22</b>	<b>29</b>	<b>270</b>
Capital Murder	21	32	18	21	16	17	24	22	26	22	22	29	270
<b>Violent Crimes</b>	<b>300</b>	<b>308</b>	<b>299</b>	<b>330</b>	<b>275</b>	<b>263</b>	<b>329</b>	<b>310</b>	<b>292</b>	<b>336</b>	<b>260</b>	<b>313</b>	<b>3,615</b>
Non-Capital Murder	89	99	112	119	88	98	114	105	84	116	79	91	1,194
Sexual Offenses	211	209	187	211	187	165	215	205	208	220	181	222	2,421
<b>Crimes Against Persons</b>	<b>2,789</b>	<b>2,855</b>	<b>2,893</b>	<b>3,142</b>	<b>2,580</b>	<b>2,333</b>	<b>2,733</b>	<b>2,693</b>	<b>3,018</b>	<b>2,781</b>	<b>2,559</b>	<b>2,957</b>	<b>33,333</b>
Robbery	631	548	545	553	493	433	519	542	540	529	464	553	6,350
Other Crimes Against Persons	2,158	2,307	2,348	2,589	2,087	1,900	2,214	2,151	2,478	2,252	2,095	2,404	26,983
<b>Crimes Against Property</b>	<b>8,915</b>	<b>8,941</b>	<b>8,935</b>	<b>9,480</b>	<b>8,110</b>	<b>7,392</b>	<b>9,668</b>	<b>8,333</b>	<b>9,472</b>	<b>9,046</b>	<b>8,109</b>	<b>9,616</b>	<b>106,017</b>
Burglary	1,687	1,776	1,787	1,903	1,779	1,578	1,908	1,714	1,843	1,916	1,650	1,951	21,492
Theft, Forgery, Fraud	3,806	3,916	3,989	4,286	3,559	3,217	4,312	3,658	4,227	4,030	3,688	4,315	47,003
Worthless Checks	476	453	298	323	323	303	563	334	432	366	315	414	4,600
Other Crimes Against Property	146	155	132	174	138	132	176	136	150	155	140	130	1,764
Other	2,800	2,641	2,729	2,794	2,311	2,162	2,709	2,491	2,820	2,579	2,316	2,806	31,158
<b>Drug Crimes</b>	<b>5,216</b>	<b>4,953</b>	<b>4,923</b>	<b>5,255</b>	<b>4,235</b>	<b>4,072</b>	<b>4,831</b>	<b>4,611</b>	<b>4,947</b>	<b>4,850</b>	<b>4,397</b>	<b>5,185</b>	<b>57,475</b>
Drugs	5,216	4,953	4,923	5,255	4,235	4,072	4,831	4,611	4,947	4,850	4,397	5,185	57,475
<b>Total</b>	<b>17,241</b>	<b>17,089</b>	<b>17,068</b>	<b>18,228</b>	<b>15,216</b>	<b>14,077</b>	<b>17,585</b>	<b>15,969</b>	<b>17,755</b>	<b>17,035</b>	<b>15,347</b>	<b>18,100</b>	<b>200,710</b>

### CIRCUIT CRIMINAL DISPOSITIONS

#### by Category

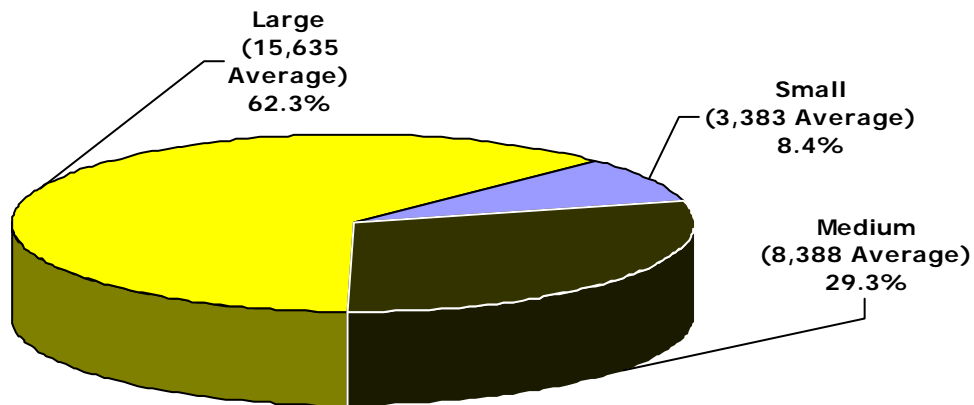
FY 2009-10



### CIRCUIT CRIMINAL DISPOSITIONS

#### by Circuit Size\*

FY 2009-10



\*Small Circuits- 2nd, 3rd, 8th, 14th, 16th;  
Medium Circuits- 1st, 5th, 7th, 10th, 12th, 18th, 19th;  
Large Circuits- 4th, 6th, 9th, 11th, 13th, 15th, 17th, 20th (as defined in the Glossary).

## Circuit Criminal ♦ Dispositions

**CIRCUIT CRIMINAL DISPOSITIONS**  
**by Case Type and Circuit**  
**FY 2009-10**

Circuit	Capital Murder	Non-Capital Murder	Sexual Offenses	Robbery	Other Crimes Against Persons	Burglary	Theft Forgery Fraud	Worthless Checks	Other Crimes Against Property	Drugs	Other	Total
1	11	35	135	233	1,814	1,170	2,362	114	104	2,095	1,630	9,703
2	7	22	69	169	897	456	1,323	175	55	1,065	670	4,908
3	1	7	32	62	379	325	574	37	30	669	411	2,527
4	22	97	165	461	1,096	1,301	2,992	1,550	109	3,244	2,245	13,282
5	8	68	191	231	1,714	1,228	2,753	157	95	2,622	1,570	10,637
6	19	84	170	373	2,261	1,674	4,939	421	175	5,567	2,833	18,516
7	7	30	95	371	1,363	1,049	2,369	292	104	2,416	1,233	9,329
8	1	21	60	122	650	473	981	44	62	1,153	650	4,217
9	37	116	231	645	2,422	1,641	2,794	40	137	4,320	2,532	14,915
10	8	51	102	161	789	746	1,695	294	66	1,734	1,654	7,300
11	20	237	202	1,067	3,401	2,636	5,742	212	168	9,696	4,386	27,767
12	12	37	115	161	744	685	1,808	112	60	2,026	957	6,717
13	15	69	98	502	2,134	1,905	4,710	746	159	4,327	2,266	16,931
14	4	17	70	78	793	548	1,033	70	60	776	924	4,373
15	27	57	88	465	1,078	1,351	1,940	41	57	2,545	1,002	8,651
16	0	4	11	20	179	91	161	20	12	280	113	891
17	35	112	210	624	2,120	1,546	3,048	11	71	6,118	1,462	15,357
18	18	38	97	225	1,119	1,011	2,236	135	66	2,100	1,218	8,263
19	10	34	132	103	837	562	1,468	123	65	2,071	1,364	6,769
20	8	58	148	277	1,193	1,094	2,075	6	109	2,651	2,038	9,657
<b>Total</b>	<b>270</b>	<b>1,194</b>	<b>2,421</b>	<b>6,350</b>	<b>26,983</b>	<b>21,492</b>	<b>47,003</b>	<b>4,600</b>	<b>1,764</b>	<b>57,475</b>	<b>31,158</b>	<b>200,710</b>

**CIRCUIT CRIMINAL DISPOSITIONS**  
**by Category and Circuit/County**  
 FY 2009-10

Circuit/ County	Capital Murder	Violent Crimes	Crimes Against Persons	Crimes Against Property	Drug Crimes	Total
<b>Circuit 1</b>	<b>11</b>	<b>170</b>	<b>2,047</b>	<b>5,380</b>	<b>2,095</b>	<b>9,703</b>
Escambia	6	101	1,183	2,960	1,176	5,426
Okaloosa	3	26	488	1,293	462	2,272
Santa Rosa	2	31	254	742	268	1,297
Walton	0	12	122	385	189	708
<b>Circuit 2</b>	<b>7</b>	<b>91</b>	<b>1,066</b>	<b>2,679</b>	<b>1,065</b>	<b>4,908</b>
Franklin	0	2	32	70	104	208
Gadsden	2	13	176	280	167	638
Jefferson	0	5	53	107	58	223
Leon	5	63	729	1,987	618	3,402
Liberty	0	2	19	34	39	94
Wakulla	0	6	57	201	79	343
<b>Circuit 3</b>	<b>1</b>	<b>39</b>	<b>441</b>	<b>1,377</b>	<b>669</b>	<b>2,527</b>
Columbia	1	10	183	615	250	1,059
Dixie	0	3	12	79	48	142
Hamilton	0	1	27	70	52	150
Lafayette	0	3	15	24	7	49
Madison	0	3	56	130	46	235
Suwannee	0	14	93	259	199	565
Taylor	0	5	55	200	67	327
<b>Circuit 4</b>	<b>22</b>	<b>262</b>	<b>1,557</b>	<b>8,197</b>	<b>3,244</b>	<b>13,282</b>
Clay	0	37	184	994	411	1,626
Duval	21	210	1,230	6,680	2,555	10,696
Nassau	1	15	143	523	278	960



## Circuit Criminal ♦ Dispositions

### CIRCUIT CRIMINAL DISPOSITIONS, Continued by Category and Circuit/County FY 2009-10

Circuit/ County	Capital Murder	Violent Crimes	Crimes Against Persons	Crimes Against Property	Drug Crimes	Total
<b>Circuit 5</b>	<b>8</b>	<b>259</b>	<b>1,945</b>	<b>5,803</b>	<b>2,622</b>	<b>10,637</b>
Citrus	1	46	190	601	214	1,052
Hernando	0	39	353	1,344	463	2,199
Lake	4	50	674	1,483	718	2,929
Marion	3	109	620	1,990	874	3,596
Sumter	0	15	108	385	353	861
<b>Circuit 6</b>	<b>19</b>	<b>254</b>	<b>2,634</b>	<b>10,042</b>	<b>5,567</b>	<b>18,516</b>
Pasco	4	80	561	2,517	1,176	4,338
Pinellas	15	174	2,073	7,525	4,391	14,178
<b>Circuit 7</b>	<b>7</b>	<b>125</b>	<b>1,734</b>	<b>5,047</b>	<b>2,416</b>	<b>9,329</b>
Flagler	0	24	133	289	156	602
Putnam	3	17	229	738	305	1,292
St. Johns	0	18	230	694	286	1,228
Volusia	4	66	1,142	3,326	1,669	6,207
<b>Circuit 8</b>	<b>1</b>	<b>81</b>	<b>772</b>	<b>2,210</b>	<b>1,153</b>	<b>4,217</b>
Alachua	1	48	501	1,251	742	2,543
Baker	0	5	85	172	110	372
Bradford	0	14	49	271	82	416
Gilchrist	0	1	18	99	27	145
Levy	0	10	92	310	167	579
Union	0	3	27	107	25	162
<b>Circuit 9</b>	<b>37</b>	<b>347</b>	<b>3,067</b>	<b>7,144</b>	<b>4,320</b>	<b>14,915</b>
Orange	19	254	2,437	5,740	2,907	11,357
Osceola	18	93	630	1,404	1,413	3,558

**CIRCUIT CRIMINAL DISPOSITIONS, Continued**  
**by Category and Circuit/County**  
 FY 2009-10

Circuit/ County	Capital Murder	Violent Crimes	Crimes Against Persons	Crimes Against Property	Drug Crimes	Total
<b>Circuit 10</b>	<b>8</b>	<b>153</b>	<b>950</b>	<b>4,455</b>	<b>1,734</b>	<b>7,300</b>
Hardee	0	4	42	137	103	286
Highlands	2	24	155	575	224	980
Polk	6	125	753	3,743	1,407	6,034
<b>Circuit 11</b>	<b>20</b>	<b>439</b>	<b>4,468</b>	<b>13,144</b>	<b>9,696</b>	<b>27,767</b>
Miami-Dade	20	439	4,468	13,144	9,696	27,767
<b>Circuit 12</b>	<b>12</b>	<b>152</b>	<b>905</b>	<b>3,622</b>	<b>2,026</b>	<b>6,717</b>
Desoto	0	15	77	156	160	408
Manatee	8	66	384	1,560	888	2,906
Sarasota	4	71	444	1,906	978	3,403
<b>Circuit 13</b>	<b>15</b>	<b>167</b>	<b>2,636</b>	<b>9,786</b>	<b>4,327</b>	<b>16,931</b>
Hillsborough	15	167	2,636	9,786	4,327	16,931
<b>Circuit 14</b>	<b>4</b>	<b>87</b>	<b>871</b>	<b>2,635</b>	<b>776</b>	<b>4,373</b>
Bay	3	55	550	1,791	236	2,635
Calhoun	0	7	38	150	76	271
Gulf	0	3	30	161	92	286
Holmes	0	6	51	142	86	285
Jackson	0	12	167	298	152	629
Washington	1	4	35	93	134	267
<b>Circuit 15</b>	<b>27</b>	<b>145</b>	<b>1,543</b>	<b>4,391</b>	<b>2,545</b>	<b>8,651</b>
Palm Beach	27	145	1,543	4,391	2,545	8,651
<b>Circuit 16</b>	<b>0</b>	<b>15</b>	<b>199</b>	<b>397</b>	<b>280</b>	<b>891</b>
Monroe	0	15	199	397	280	891

**Circuit Criminal ❖ Dispositions**

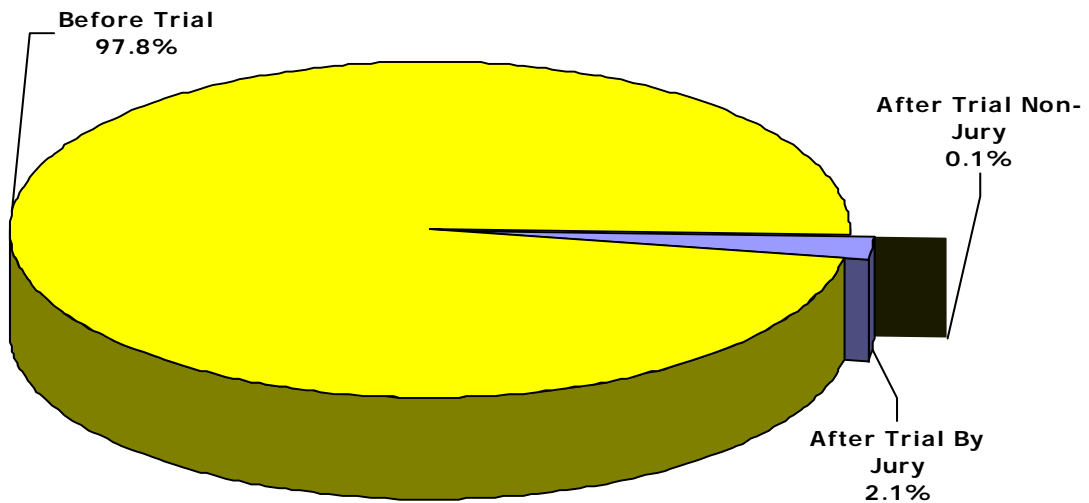
**CIRCUIT CRIMINAL DISPOSITIONS, Continued**  
**by Category and Circuit/County**  
**FY 2009-10**

<b>Circuit/ County</b>	<b>Capital Murder</b>	<b>Violent Crimes</b>	<b>Crimes Against Persons</b>	<b>Crimes Against Property</b>	<b>Drug Crimes</b>	<b>Total</b>
<b>Circuit 17</b>	<b>35</b>	<b>322</b>	<b>2,744</b>	<b>6,138</b>	<b>6,118</b>	<b>15,357</b>
Broward	35	322	2,744	6,138	6,118	15,357
<b>Circuit 18</b>	<b>18</b>	<b>135</b>	<b>1,344</b>	<b>4,666</b>	<b>2,100</b>	<b>8,263</b>
Brevard	7	65	799	2,650	1,256	4,777
Seminole	11	70	545	2,016	844	3,486
<b>Circuit 19</b>	<b>10</b>	<b>166</b>	<b>940</b>	<b>3,582</b>	<b>2,071</b>	<b>6,769</b>
Indian River	2	25	193	819	364	1,403
Martin	2	24	143	790	389	1,348
Okeechobee	1	18	127	328	196	670
St. Lucie	5	99	477	1,645	1,122	3,348
<b>Circuit 20</b>	<b>8</b>	<b>206</b>	<b>1,470</b>	<b>5,322</b>	<b>2,651</b>	<b>9,657</b>
Charlotte	1	39	319	1,275	627	2,261
Collier	0	50	276	895	544	1,765
Glades	0	5	21	110	55	191
Hendry	0	7	134	298	140	579
Lee	7	105	720	2,744	1,285	4,861
<b>State Total</b>	<b>270</b>	<b>3,615</b>	<b>33,333</b>	<b>106,017</b>	<b>57,475</b>	<b>200,710</b>

**CIRCUIT CRIMINAL DISPOSITIONS**  
**Statewide by Case Type and Disposition Type**  
**FY 2009-10**

Disposition Type	Capital Murder	Non-Capital Murder	Sexual Offenses	Robbery	Other Crimes Against Persons	Burglary	Theft Forgery Fraud	Worthless Checks	Other Crimes Against Property	Drugs	Other	Total
<b>Before Trial</b>	<b>94</b>	<b>889</b>	<b>2,046</b>	<b>5,914</b>	<b>25,971</b>	<b>21,061</b>	<b>46,606</b>	<b>4,596</b>	<b>1,730</b>	<b>56,836</b>	<b>30,584</b>	<b>196,327</b>
Speedy Trial	0	0	0	0	4	1	2	0	0	3	1	11
Dismissed	33	159	469	970	4,476	1,950	6,092	1,839	271	6,852	2,638	25,749
Transferred	0	1	29	56	1,069	424	473	13	73	614	2,566	5,318
Plea	38	690	1,437	4,763	18,409	17,779	34,872	1,258	1,172	45,689	24,302	150,409
Other <sup>3</sup>	23	39	111	125	2,013	907	5,167	1,486	214	3,678	1,077	14,840
<b>After Trial Non-Jury</b>	<b>1</b>	<b>1</b>	<b>2</b>	<b>5</b>	<b>68</b>	<b>21</b>	<b>68</b>	<b>3</b>	<b>8</b>	<b>37</b>	<b>57</b>	<b>271</b>
Acquittal/Dismissal	1	1	0	3	34	5	16	3	5	7	13	88
Plea	0	0	0	1	19	11	37	0	1	24	26	119
Conviction	0	0	2	1	15	5	15	0	2	6	18	64
<b>After Trial By Jury</b>	<b>175</b>	<b>304</b>	<b>373</b>	<b>431</b>	<b>944</b>	<b>410</b>	<b>329</b>	<b>1</b>	<b>26</b>	<b>602</b>	<b>517</b>	<b>4,112</b>
Acquittal/Dismissal	22	54	130	99	358	99	101	1	11	155	117	1,147
Plea	7	19	13	50	83	44	45	0	3	66	73	403
Conviction	146	231	230	282	503	267	183	0	12	381	327	2,562
<b>Total</b>	<b>270</b>	<b>1,194</b>	<b>2,421</b>	<b>6,350</b>	<b>26,983</b>	<b>21,492</b>	<b>47,003</b>	<b>4,600</b>	<b>1,764</b>	<b>57,475</b>	<b>31,158</b>	<b>200,710</b>

**CIRCUIT CRIMINAL DISPOSITIONS**  
**by Disposition Type**  
**FY 2009-10**



<sup>3</sup> The disposition category "Other" is used to report cases disposed for: defendants placed on deferred prosecution or other pretrial diversion or probation program approved after an information or indictment is filed, defendants declared mentally or physically unable to stand trial, cases disposed upon estreatment of a bond, cases that are nolle prosequi (no further prosecution) for administrative reasons, etc.

**Circuit Criminal ❖ Dispositions**

**CIRCUIT CRIMINAL JURY TRIAL DISPOSITIONS**  
**by Circuit**  
**FY 2009-10**

Circuit (Circuit Seat)	Acquittals/ Dismissals	Pleas	Convictions	Total
First (Pensacola)	72	10	168	250
Second (Tallahassee)	60	4	150	214
Third (Lake City)	5	4	14	23
Fourth (Jacksonville)	27	44	225	296
Fifth (Tavares)	45	13	103	161
Sixth (Clearwater)	63	9	197	269
Seventh (Daytona Beach)	30	14	85	129
Eighth (Gainesville)	25	19	38	82
Ninth (Orlando)	197	5	189	391
Tenth (Bartow)	59	6	132	197
Eleventh (Miami)	116	116	170	402
Twelfth (Sarasota)	40	11	111	162
Thirteenth (Tampa)	42	31	157	230
Fourteenth (Panama City)	18	3	35	56
Fifteenth (West Palm Beach)	48	47	155	250
Sixteenth (Key West)	4	20	3	27
Seventeenth (Ft. Lauderdale)	150	0	222	372
Eighteenth (Sanford)	40	39	124	203
Nineteenth (Ft. Pierce)	51	2	141	194
Twentieth (Ft. Myers)	55	6	143	204
<b>Total</b>	<b>1,147</b>	<b>403</b>	<b>2,562</b>	<b>4,112</b>

**CIRCUIT CRIMINAL JURY TRIAL AND CONVICTION RATES**  
**by Circuit**  
**FY 2009-10**

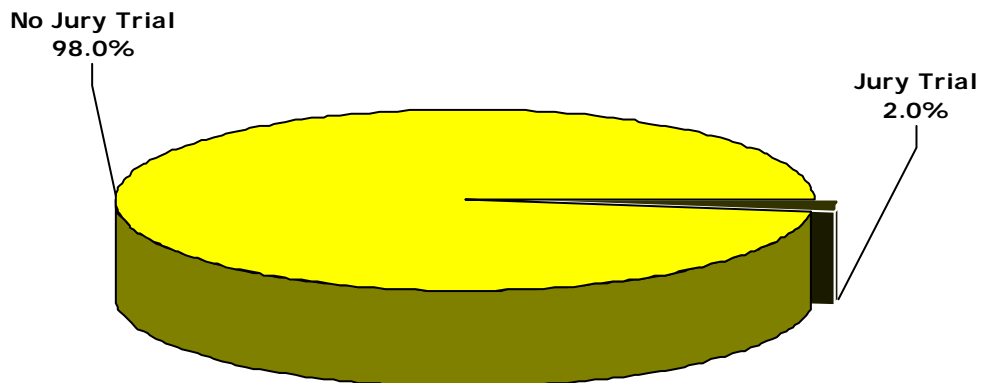
Circuit (Circuit Seat)	By Jury - Acquittals/Dismissals, Pleas, and Convictions	Total Dispositions	Jury Trial Rates	Total Pleas and Convictions	Total Dispositions (excludes Transferred and Other)	Conviction Rates
First (Pensacola)	250	9,703	2.6%	7,710	9,287	83.0%
Second (Tallahassee)	214	4,908	4.4%	4,107	4,661	88.1%
Third (Lake City)	23	2,527	0.9%	1,979	2,217	89.3%
Fourth (Jacksonville)	296	13,282	2.2%	10,735	11,709	91.7%
Fifth (Tavares)	161	10,637	1.5%	8,662	9,941	87.1%
Sixth (Clearwater)	269	18,516	1.5%	15,466	16,114	96.0%
Seventh (Daytona Beach)	129	9,329	1.4%	7,164	8,496	84.3%
Eighth (Gainesville)	82	4,217	1.9%	3,243	3,851	84.2%
Ninth (Orlando)	391	14,915	2.6%	10,268	13,074	78.5%
Tenth (Bartow)	197	7,300	2.7%	6,189	6,776	91.3%
Eleventh (Miami)	402	27,767	1.4%	19,113	22,849	83.6%
Twelfth (Sarasota)	162	6,717	2.4%	5,575	6,197	90.0%
Thirteenth (Tampa)	230	16,931	1.4%	11,385	15,482	73.5%
Fourteenth (Panama City)	56	4,373	1.3%	3,009	3,735	80.6%
Fifteenth (West Palm Beach)	250	8,651	2.9%	6,549	8,219	79.7%
Sixteenth (Key West)	27	891	3.0%	528	588	89.8%
Seventeenth (Ft. Lauderdale)	372	15,357	2.4%	11,997	14,592	82.2%
Eighteenth (Sanford)	203	8,263	2.5%	7,234	7,732	93.6%
Nineteenth (Ft. Pierce)	194	6,769	2.9%	4,903	5,786	84.7%
Twentieth (Ft. Myers)	204	9,657	2.1%	7,741	9,246	83.7%
<b>Total</b>	<b>4,112</b>	<b>200,710</b>	<b>2.0%</b>	<b>153,557</b>	<b>180,552</b>	<b>85.0%</b>

3

**Circuit Criminal ♦ Dispositions**

**CIRCUIT CRIMINAL JURY TRIAL RATE**

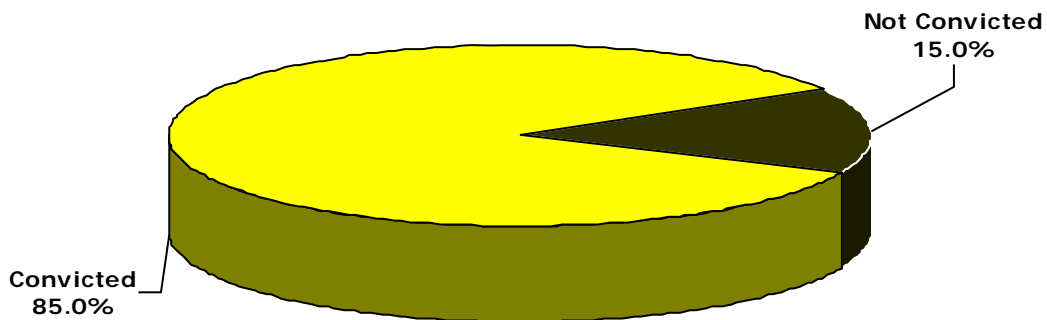
FY 2009-10



3

**CIRCUIT CRIMINAL CONVICTION RATE**

FY 2009-10



The Circuit Criminal division also involves other statistics such as clearance rates, reopenings, no files, appeals filed from county court, post conviction relief motions, probation revocation hearings, bond hearings, and adversary preliminary hearings.

**These data are provided by the 67 clerks of court. However, dispositions and special proceedings data are not audited for accuracy by the OSCA.**

**Clearance Rate** - The clearance rate is a useful measure of the responsiveness of a court to the demand for services, and is nationally recognized as a measure of court performance. The rate is determined by taking the total number of cases disposed *divided* by the total number of cases *filed* during a specific time period. If a court received 1,000 new cases a month and disposed of 900 cases within the same month, the clearance rate for that month would be 90%.

**Reopening** - A reopening occurs when a case, that has previously been reported as disposed, is resubmitted to the court through a motion or petition.

**No File** - A no file occurs when all charges against a defendant are dropped because the prosecutor did not file an information or seek an indictment.

**Appeal Filed From County Court** - An appeal filed from county court is a request that a case be removed from the county court and sent to the circuit court for review.

**Post Conviction Relief Motion** - A post conviction relief motion is a motion to vacate, set aside, or correct a sentence pursuant to rule 3.850, Florida Rules of Criminal Procedure.

**Probation Revocation Hearing** - A probation revocation hearing is a proceeding in which a judge determines whether a defendant's probation should be modified or revoked following an alleged violation.

**Bond Hearing** - A bond hearing is a hearing in which a circuit judge, or a county court judge acting as a circuit judge, considers a defendant's pretrial release status at a special hearing for the purpose of setting or modifying bond or other pretrial release.

**Adversary Preliminary Hearing** - An adversary preliminary hearing is a proceeding in which a judge considers evidence presented so that the court can determine whether there is sufficient cause to hold the accused for trial.



## Circuit Criminal ♦ Other Statistics

**CIRCUIT CRIMINAL CLEARANCE RATES**  
**by Circuit**  
**FY 2009-10**

Circuit	Filings	Dispositions	Clearance Rates
1	9,438	9,703	102.8%
2	4,648	4,908	105.6%
3	2,736	2,527	92.4%
4	12,120	13,282	109.6%
5	11,382	10,637	93.5%
6	18,821	18,516	98.4%
7	9,891	9,329	94.3%
8	4,432	4,217	95.1%
9	16,447	14,915	90.7%
10	10,149	7,300	71.9%
11	24,291	27,767	114.3%
12	6,759	6,717	99.4%
13	13,693	16,931	123.6%
14	4,777	4,373	91.5%
15	9,480	8,651	91.3%
16	1,350	891	66.0%
17	16,731	15,357	91.8%
18	8,959	8,263	92.2%
19	6,020	6,769	112.4%
20	9,661	9,657	100.0%
<b>Total</b>	<b>201,785</b>	<b>200,710</b>	<b>99.5%</b>

**CIRCUIT CRIMINAL SPECIAL PROCEEDINGS**  
**by Circuit**  
**FY 2009-10**

Circuit	Reopenings	No Files	Appeals Filed From County Court	Post Conviction Relief Motions	Probation Revocation Hearings	Bond Hearings	Adversary Preliminary Hearings	Total
1	5,751	822	34	878	4,867	1,729	0	14,081
2	2,347	393	9	304	2,223	79	1	5,356
3	921	188	3	80	1,747	10	0	2,949
4	1,169	5,825	82	458	885	224	25	8,668
5	6,150	2,587	34	417	4,464	358	0	14,010
6	6,613	4,358	110	564	7,773	17,690	1	37,109
7	1,930	4,215	6	360	3,548	540	11	10,610
8	669	2,493	10	215	2,490	1,943	0	7,820
9	3,126	4,915	64	336	1,811	953	0	11,205
10	3,159	1,602	35	868	4,781	915	81	11,441
11	25	11,499	97	4,101	7,554	11,003	27	34,306
12	3,951	1,901	14	139	2,991	1,299	1	10,296
13	9,135	2,902	4	379	8,216	4,557	753	25,946
14	906	282	0	89	2,402	527	0	4,206
15	579	5,308	80	400	2,095	264	0	8,726
16	49	0	0	1	185	69	0	304
17	8,284	4,327	59	4,872	7,906	3,015	1	28,464
18	5,348	1,786	52	245	5,532	1,808	0	14,771
19	2,329	1,653	15	500	2,588	935	0	8,020
20	1,361	2,730	9	551	1,943	728	3	7,325
<b>Total</b>	<b>63,802</b>	<b>59,786</b>	<b>717</b>	<b>15,757</b>	<b>76,001</b>	<b>48,646</b>	<b>904</b>	<b>265,613</b>