

Circuit Civil ♦ Overview

The Circuit Civil division includes the following four categories of civil cases: professional malpractice and product liability, auto and other negligence, contracts, and other circuit civil. Within these categories are the following case types:

Professional Malpractice and Product Liability - professional malpractice and product liability

Auto and Other Negligence - auto negligence and other negligence

Contracts - condominium, contract and indebtedness, and real property/mortgage foreclosure

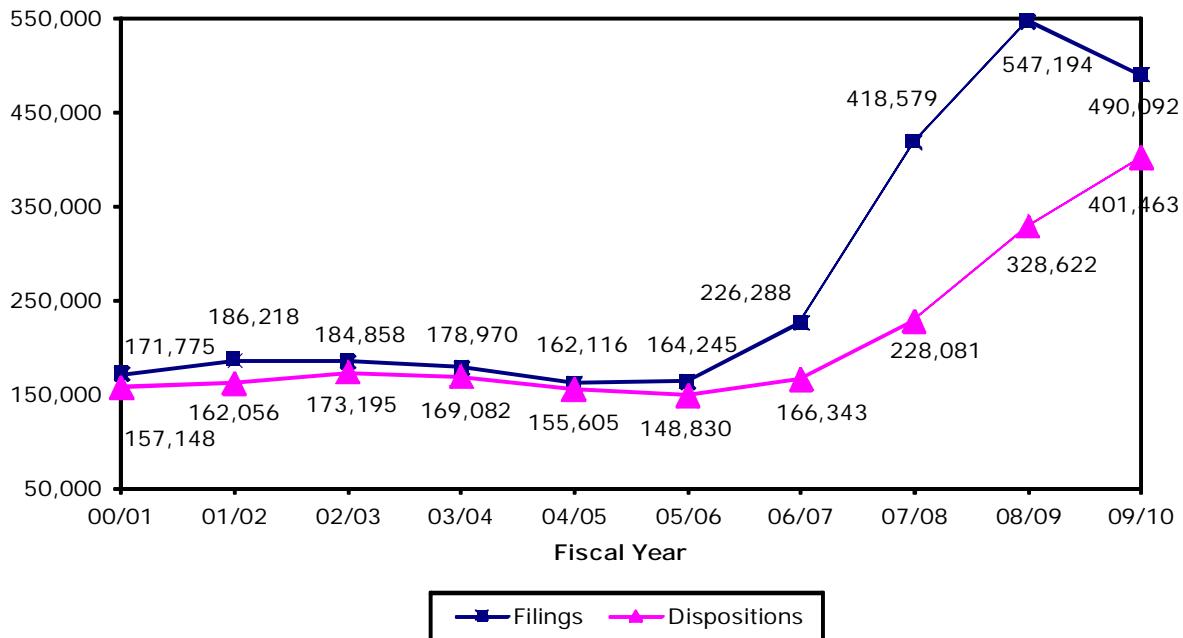
Other Circuit Civil - eminent domain and other⁴

In the Circuit Civil division, *Filings* correspond to each complaint or petition filed. *Dispositions* correspond to each complaint or petition disposed. *Jury Trials* are defined as trials in which a group of citizens is impaneled, selected and sworn to determine the issues of fact in a case.



CIRCUIT CIVIL FILINGS & DISPOSITIONS

FY 2000-01 to FY 2009-10



Note: FY 2006-07 to FY 2009-10 circuit civil filings increase driven by real property/mortgage foreclosure.

⁴ Examples of other cases include: declaratory judgments, injunctions, administrative agency appeals, bond estreatures, replevins, habeas corpus proceedings, forfeitures, interpleaders, and other similar events.

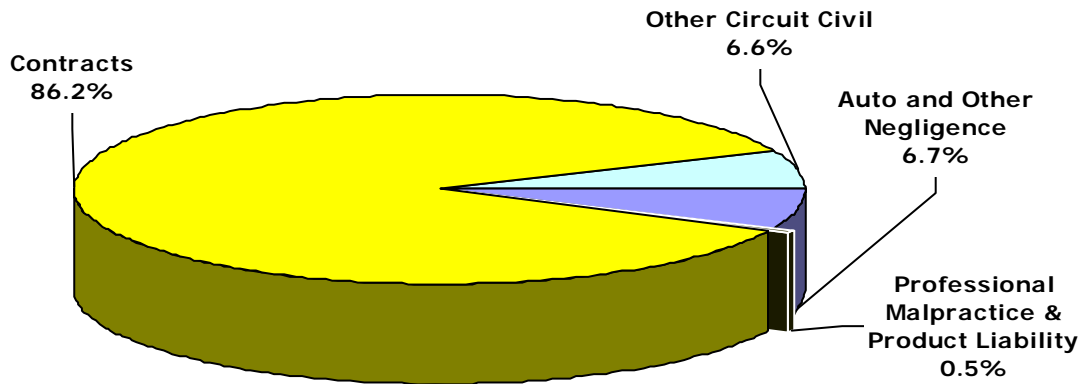
CIRCUIT CIVIL FILINGS
Statewide by Category, Case Type, and Month
FY 2009-10

Category/ Case Type	Jul	Aug	Sep	Oct	Nov	Dec	Jan	Feb	Mar	Apr	May	Jun	Total
Professional Malpractice and Product Liability	213	147	209	204	153	187	213	207	224	197	225	251	2,430
Professional Malpractice	113	106	117	125	96	121	134	149	146	132	156	169	1,564
Product Liability	100	41	92	79	57	66	79	58	78	65	69	82	866
Auto and Other Negligence	2,838	2,527	2,698	2,739	2,345	2,530	2,474	2,675	3,055	2,786	2,663	3,224	32,554
Auto Negligence	1,706	1,589	1,643	1,625	1,411	1,544	1,521	1,660	1,877	1,698	1,626	1,817	19,717
Other Negligence	1,132	938	1,055	1,114	934	986	953	1,015	1,178	1,088	1,037	1,407	12,837
Contracts	42,974	38,786	38,880	40,010	34,324	42,086	32,745	38,981	31,018	30,328	25,375	27,082	422,589
Condominium	333	240	196	212	173	372	229	232	249	215	223	260	2,934
Contract and Indebtedness	7,559	7,771	7,142	7,664	6,525	6,580	5,631	7,083	7,147	7,120	6,102	5,758	82,082
Real Property/ Mortgage Foreclosure	35,082	30,775	31,542	32,134	27,626	35,134	26,885	31,666	23,622	22,993	19,050	21,064	337,573
Other Circuit Civil	3,392	2,978	3,023	3,050	2,822	3,293	1,890	2,110	2,621	2,381	2,332	2,627	32,519
Eminent Domain	102	41	164	87	116	213	83	75	93	67	92	38	1,171
Other	3,290	2,937	2,859	2,963	2,706	3,080	1,807	2,035	2,528	2,314	2,240	2,589	31,348
Total	49,417	44,438	44,810	46,003	39,644	48,096	37,322	43,973	36,918	35,692	30,595	33,184	490,092

4

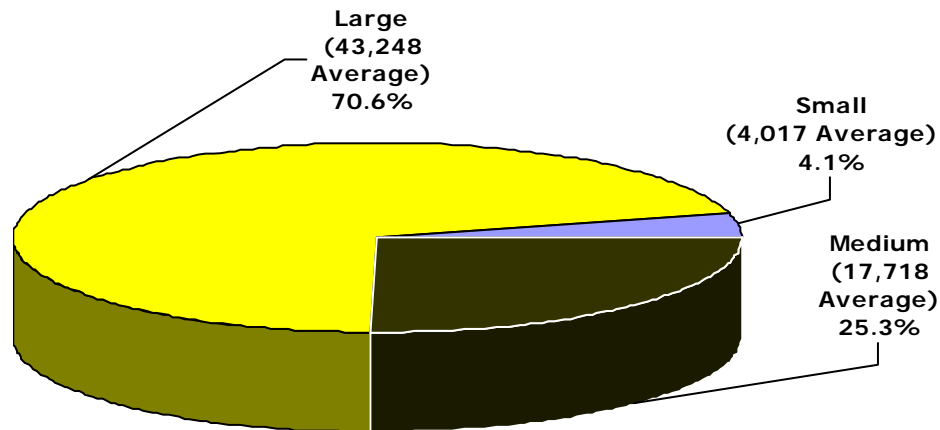
Circuit Civil ♦ Filings

CIRCUIT CIVIL FILINGS
by Category
FY 2009-10



4

CIRCUIT CIVIL FILINGS
by Circuit Size*
FY 2009-10



*Small Circuits- 2nd, 3rd, 8th, 14th, 16th;
Medium Circuits- 1st, 5th, 7th, 10th, 12th, 18th, 19th;
Large Circuits- 4th, 6th, 9th, 11th, 13th, 15th, 17th, 20th (as defined in the Glossary).

CIRCUIT CIVIL FILINGS
by Case Type and Circuit
FY 2009-10

Circuit	Professional Malpractice	Product Liability	Auto Negligence	Other Negligence	Condominium	Contract and Indebtedness	Real Property/ Mortgage Foreclosure	Eminent Domain	Other	Total
1	38	24	518	230	24	2,068	8,290	56	852	12,100
2	25	7	267	141	5	880	3,063	45	2,094	6,527
3	11	0	78	53	0	266	1,286	15	398	2,107
4	109	46	1,536	728	51	3,389	15,377	6	1,172	22,414
5	67	21	762	439	6	3,125	15,313	95	1,679	21,507
6	122	35	1,966	1,094	20	5,514	22,148	102	1,280	32,281
7	61	18	704	519	18	2,462	14,843	18	1,079	19,722
8	22	14	200	136	2	690	2,580	8	571	4,223
9	97	33	1,700	1,040	38	5,993	34,413	372	1,970	45,656
10	55	20	625	224	1	1,710	11,054	57	945	14,691
11	208	120	2,085	2,511	2,084	17,167	51,231	9	6,143	81,558
12	58	11	630	342	20	3,125	12,824	18	940	17,968
13	132	91	2,476	842	9	4,814	19,226	89	2,038	29,717
14	15	12	164	108	22	684	3,545	37	483	5,070
15	166	116	1,915	1,184	97	7,190	25,236	30	1,998	37,932
16	4	2	70	77	19	382	1,419	1	182	2,156
17	164	95	1,902	1,698	456	10,566	40,669	9	4,051	59,610
18	66	17	802	439	13	3,225	16,158	61	881	21,662
19	42	91	455	353	25	2,452	11,702	37	1,221	16,378
20	102	93	862	679	24	6,380	27,196	106	1,371	36,813
Total	1,564	866	19,717	12,837	2,934	82,082	337,573	1,171	31,348	490,092

4

Circuit Civil ❖ Filings

**CIRCUIT CIVIL FILINGS
by Category and Circuit/County
FY 2009-10**

Circuit/ County	Professional Malpractice and Product Liability	Auto and Other Negligence	Contracts	Other Circuit Civil	Total
Circuit 1	62	748	10,382	908	12,100
Escambia	44	385	3,489	248	4,166
Okaloosa	10	203	2,903	293	3,409
Santa Rosa	3	101	1,938	206	2,248
Walton	5	59	2,052	161	2,277
Circuit 2	32	408	3,948	2,139	6,527
Franklin	0	22	373	57	452
Gadsden	1	31	401	87	520
Jefferson	0	15	86	43	144
Leon	29	320	2,635	1,877	4,861
Liberty	1	1	31	15	48
Wakulla	1	19	422	60	502
Circuit 3	11	131	1,552	413	2,107
Columbia	8	64	675	126	873
Dixie	0	5	110	52	167
Hamilton	1	9	75	30	115
Lafayette	0	2	53	38	93
Madison	1	14	156	48	219
Suwannee	0	24	352	74	450
Taylor	1	13	131	45	190
Circuit 4	155	2,264	18,817	1,178	22,414
Clay	12	170	2,835	160	3,177
Duval	137	2,020	14,950	917	18,024
Nassau	6	74	1,032	101	1,213



CIRCUIT CIVIL FILINGS, Continued
by Category and Circuit/County
 FY 2009-10

Circuit/ County	Professional Malpractice and Product Liability	Auto and Other Negligence	Contracts	Other Circuit Civil	Total
Circuit 5	88	1,201	18,444	1,774	21,507
Citrus	9	113	2,220	159	2,501
Hernando	21	257	3,782	323	4,383
Lake	36	313	6,199	309	6,857
Marion	21	442	5,674	294	6,431
Sumter	1	76	569	689	1,335
Circuit 6	157	3,060	27,682	1,382	32,281
Pasco	37	779	9,989	451	11,256
Pinellas	120	2,281	17,693	931	21,025
Circuit 7	79	1,223	17,323	1,097	19,722
Flagler	13	140	2,774	91	3,018
Putnam	8	71	788	99	966
St. Johns	12	192	3,431	325	3,960
Volusia	46	820	10,330	582	11,778
Circuit 8	36	336	3,272	579	4,223
Alachua	26	271	2,032	265	2,594
Baker	0	12	218	69	299
Bradford	6	11	237	78	332
Gilchrist	0	3	155	14	172
Levy	1	30	549	68	648
Union	3	9	81	85	178
Circuit 9	130	2,740	40,444	2,342	45,656
Orange	116	2,269	30,829	1,703	34,917
Osceola	14	471	9,615	639	10,739

Circuit Civil ♦ Filings

CIRCUIT CIVIL FILINGS, Continued
by Category and Circuit/County
FY 2009-10

Circuit/ County	Professional Malpractice and Product Liability	Auto and Other Negligence	Contracts	Other Circuit Civil	Total
Circuit 10	75	849	12,765	1,002	14,691
Hardee	2	11	188	37	238
Highlands	23	75	1,550	129	1,777
Polk	50	763	11,027	836	12,676
Circuit 11	328	4,596	70,482	6,152	81,558
Miami-Dade	328	4,596	70,482	6,152	81,558
Circuit 12	69	972	15,969	958	17,968
Desoto	0	30	430	51	511
Manatee	19	444	6,574	409	7,446
Sarasota	50	498	8,965	498	10,011
Circuit 13	223	3,318	24,049	2,127	29,717
Hillsborough	223	3,318	24,049	2,127	29,717
Circuit 14	27	272	4,251	520	5,070
Bay	15	196	3,129	188	3,528
Calhoun	4	8	60	33	105
Gulf	0	12	289	62	363
Holmes	3	7	145	34	189
Jackson	3	33	317	129	482
Washington	2	16	311	74	403
Circuit 15	282	3,099	32,523	2,028	37,932
Palm Beach	282	3,099	32,523	2,028	37,932
Circuit 16	6	147	1,820	183	2,156
Monroe	6	147	1,820	183	2,156



CIRCUIT CIVIL FILINGS, Continued
by Category and Circuit/County
 FY 2009-10

Circuit/ County	Professional Malpractice and Product Liability	Auto and Other Negligence	Contracts	Other Circuit Civil	Total
Circuit 17	259	3,600	51,691	4,060	59,610
Broward	259	3,600	51,691	4,060	59,610
Circuit 18	83	1,241	19,396	942	21,662
Brevard	59	741	10,293	523	11,616
Seminole	24	500	9,103	419	10,046
Circuit 19	133	808	14,179	1,258	16,378
Indian River	18	183	2,738	117	3,056
Martin	19	186	2,746	691	3,642
Okeechobee	5	50	623	100	778
St. Lucie	91	389	8,072	350	8,902
Circuit 20	195	1,541	33,600	1,477	36,813
Charlotte	16	177	4,402	243	4,838
Collier	51	438	8,554	415	9,458
Glades	0	5	114	22	141
Hendry	1	36	563	91	691
Lee	127	885	19,967	706	21,685
State Total	2,430	32,554	422,589	32,519	490,092

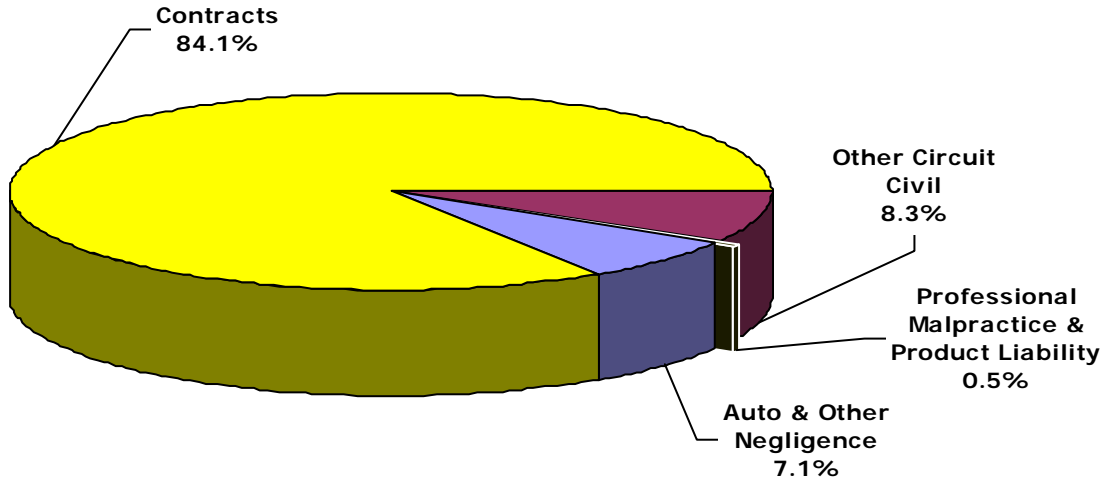
4

Circuit Civil ♦ Dispositions

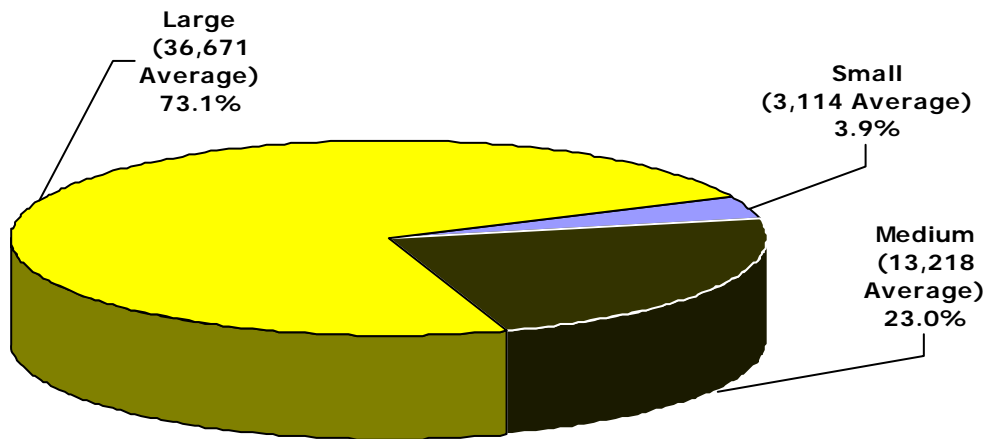
CIRCUIT CIVIL DISPOSITIONS
Statewide by Category, Case Type, and Month
FY 2009-10

Category/ Case Type	Jul	Aug	Sep	Oct	Nov	Dec	Jan	Feb	Mar	Apr	May	Jun	Total
Professional Malpractice and Product Liability	267	153	152	166	144	162	306	194	172	149	127	182	2,174
Professional Malpractice	106	96	103	119	106	92	92	156	132	95	88	113	1,298
Product Liability	161	57	49	47	38	70	214	38	40	54	39	69	876
Auto and Other Negligence	2,419	2,266	2,284	2,539	2,227	2,363	2,230	2,123	2,581	2,406	2,300	2,770	28,508
Auto Negligence	1,482	1,402	1,399	1,586	1,375	1,457	1,253	1,236	1,528	1,442	1,343	1,638	17,141
Other Negligence	937	864	885	953	852	906	977	887	1,053	964	957	1,132	11,367
Contracts	26,731	25,294	25,579	27,773	27,171	26,817	25,521	26,167	31,662	32,031	30,577	32,280	337,603
Condominium	203	170	203	185	166	207	147	166	156	206	197	228	2,234
Contract and Indebtedness	5,089	4,761	4,812	5,239	4,866	5,183	4,575	4,652	5,507	5,287	4,778	5,568	60,317
Real Property/ Mortgage Foreclosure	21,439	20,363	20,564	22,349	22,139	21,427	20,799	21,349	25,999	26,538	25,602	26,484	275,052
Other Circuit Civil	2,749	2,487	2,753	2,777	2,379	2,684	3,569	2,659	3,124	2,695	2,380	2,922	33,178
Eminent Domain	48	61	141	157	80	95	85	162	96	56	25	49	1,055
Other	2,701	2,426	2,612	2,620	2,299	2,589	3,484	2,497	3,028	2,639	2,355	2,873	32,123
Total	32,166	30,200	30,768	33,255	31,921	32,026	31,626	31,143	37,539	37,281	35,384	38,154	401,463

CIRCUIT CIVIL DISPOSITIONS
by Category
 FY 2009-10



CIRCUIT CIVIL DISPOSITIONS
by Circuit Size*
 FY 2009-10



*Small Circuits- 2nd, 3rd, 8th, 14th, 16th;
 Medium Circuits- 1st, 5th, 7th, 10th, 12th, 18th, 19th;
 Large Circuits- 4th, 6th, 9th, 11th, 13th, 15th, 17th, 20th (as defined in the Glossary).

4

Circuit Civil ♦ Dispositions

CIRCUIT CIVIL DISPOSITIONS
by Case Type and Circuit
FY 2009-10

Circuit	Professional Malpractice	Product Liability	Auto Negligence	Other Negligence	Condominium	Contract and Indebtedness	Real Property/ Mortgage Foreclosure	Eminent Domain	Other	Total
1	43	71	466	231	12	1,705	5,256	15	722	8,521
2	22	6	255	172	4	777	2,181	163	1,625	5,205
3	8	0	83	55	0	188	943	1	301	1,579
4	67	62	1,371	623	30	2,802	12,770	30	1,494	19,249
5	51	9	664	332	0	2,306	12,974	95	1,626	18,057
6	197	25	1,642	1,104	9	3,474	15,781	115	2,495	24,842
7	49	22	650	454	8	1,921	10,811	2	1,283	15,200
8	20	19	193	114	1	505	2,071	6	555	3,484
9	79	18	1,469	706	10	4,186	30,458	78	1,756	38,760
10	43	4	570	223	0	1,360	9,388	88	947	12,623
11	196	407	2,256	2,503	1,858	12,998	38,019	8	6,597	64,842
12	34	10	566	227	9	2,147	9,480	4	718	13,195
13	89	31	1,688	517	0	3,106	11,917	166	1,397	18,911
14	11	4	134	92	9	661	2,321	7	461	3,700
15	160	63	1,863	1,271	74	5,866	23,184	37	2,229	34,747
16	7	1	49	73	8	279	1,013	0	171	1,601
17	115	71	1,560	1,526	164	7,751	35,547	2	4,669	51,405
18	22	8	466	269	3	1,874	10,539	13	596	13,790
19	35	14	408	286	20	1,510	7,615	20	1,234	11,142
20	50	31	788	589	15	4,901	32,784	205	1,247	40,610
Total	1,298	876	17,141	11,367	2,234	60,317	275,052	1,055	32,123	401,463

CIRCUIT CIVIL DISPOSITIONS
by Category and Circuit/County
 FY 2009-10

Circuit/ County	Professional Malpractice and Product Liability	Auto and Other Negligence	Contracts	Other Circuit Civil	Total
Circuit 1	114	697	6,973	737	8,521
Escambia	89	396	2,951	287	3,723
Okaloosa	15	158	1,276	184	1,633
Santa Rosa	6	88	1,345	158	1,597
Walton	4	55	1,401	108	1,568
Circuit 2	28	427	2,962	1,788	5,205
Franklin	1	10	279	50	340
Gadsden	0	33	220	64	317
Jefferson	0	10	27	20	57
Leon	26	352	2,089	1,563	4,030
Liberty	0	4	15	9	28
Wakulla	1	18	332	82	433
Circuit 3	8	138	1,131	302	1,579
Columbia	5	72	493	107	677
Dixie	0	2	47	23	72
Hamilton	0	4	68	15	87
Lafayette	0	2	23	34	59
Madison	1	9	100	26	136
Suwannee	1	35	294	54	384
Taylor	1	14	106	43	164
Circuit 4	129	1,994	15,602	1,524	19,249
Clay	2	129	2,189	155	2,475
Duval	122	1,773	12,486	1,149	15,530
Nassau	5	92	927	220	1,244

4

Circuit Civil ♦ Dispositions

CIRCUIT CIVIL DISPOSITIONS, Continued
by Category and Circuit/County
FY 2009-10

Circuit/ County	Professional Malpractice and Product Liability	Auto and Other Negligence	Contracts	Other Circuit Civil	Total
Circuit 5	60	996	15,280	1,721	18,057
Citrus	13	98	1,936	169	2,216
Hernando	10	241	3,162	271	3,684
Lake	16	246	4,630	297	5,189
Marion	19	363	5,116	323	5,821
Sumter	2	48	436	661	1,147
Circuit 6	222	2,746	19,264	2,610	24,842
Pasco	25	713	6,286	1,116	8,140
Pinellas	197	2,033	12,978	1,494	16,702
Circuit 7	71	1,104	12,740	1,285	15,200
Flagler	6	91	1,384	62	1,543
Putnam	9	79	730	302	1,120
St. Johns	9	169	2,056	303	2,537
Volusia	47	765	8,570	618	10,000
Circuit 8	39	307	2,577	561	3,484
Alachua	20	229	1,372	230	1,851
Baker	1	8	133	50	192
Bradford	11	8	188	107	314
Gilchrist	0	10	194	31	235
Levy	4	36	623	69	732
Union	3	16	67	74	160
Circuit 9	97	2,175	34,654	1,834	38,760
Orange	88	1,813	25,460	1,384	28,745
Osceola	9	362	9,194	450	10,015

4

CIRCUIT CIVIL DISPOSITIONS, Continued
by Category and Circuit/County
 FY 2009-10

Circuit/ County	Professional Malpractice and Product Liability	Auto and Other Negligence	Contracts	Other Circuit Civil	Total
Circuit 10	47	793	10,748	1,035	12,623
Hardee	2	19	152	36	209
Highlands	12	65	1,088	152	1,317
Polk	33	709	9,508	847	11,097
Circuit 11	603	4,759	52,875	6,605	64,842
Miami-Dade	603	4,759	52,875	6,605	64,842
Circuit 12	44	793	11,636	722	13,195
Desoto	0	13	256	15	284
Manatee	14	369	4,464	331	5,178
Sarasota	30	411	6,916	376	7,733
Circuit 13	120	2,205	15,023	1,563	18,911
Hillsborough	120	2,205	15,023	1,563	18,911
Circuit 14	15	226	2,991	468	3,700
Bay	11	165	2,329	211	2,716
Calhoun	1	2	45	14	62
Gulf	0	21	271	84	376
Holmes	2	7	95	41	145
Jackson	1	26	185	65	277
Washington	0	5	66	53	124
Circuit 15	223	3,134	29,124	2,266	34,747
Palm Beach	223	3,134	29,124	2,266	34,747
Circuit 16	8	122	1,300	171	1,601
Monroe	8	122	1,300	171	1,601

4

Circuit Civil ♦ Dispositions

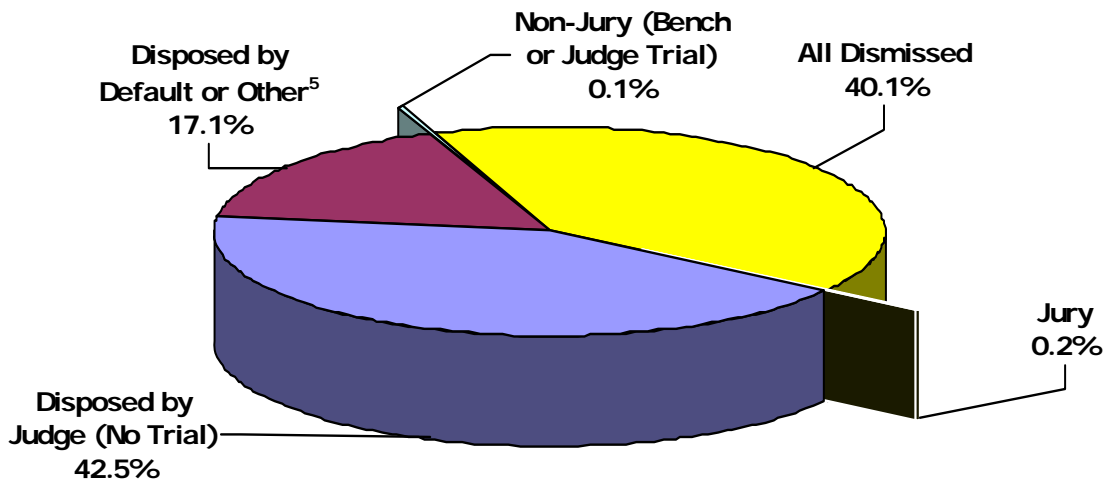
CIRCUIT CIVIL DISPOSITIONS, Continued
by Category and Circuit/County
FY 2009-10

Circuit/ County	Professional Malpractice and Product Liability	Auto and Other Negligence	Contracts	Other Circuit Civil	Total
Circuit 17	186	3,086	43,462	4,671	51,405
Broward	186	3,086	43,462	4,671	51,405
Circuit 18	30	735	12,416	609	13,790
Brevard	12	328	4,961	252	5,553
Seminole	18	407	7,455	357	8,237
Circuit 19	49	694	9,145	1,254	11,142
Indian River	14	165	2,072	118	2,369
Martin	17	163	2,069	651	2,900
Okeechobee	9	69	411	72	561
St. Lucie	9	297	4,593	413	5,312
Circuit 20	81	1,377	37,700	1,452	40,610
Charlotte	12	169	4,632	172	4,985
Collier	30	357	7,099	464	7,950
Glades	0	0	67	15	82
Hendry	2	11	290	80	383
Lee	37	840	25,612	721	27,210
State Total	2,174	28,508	337,603	33,178	401,463

CIRCUIT CIVIL DISPOSITIONS
Statewide by Case Type and Disposition Type
 FY 2009-10

Disposition Type	Professional Malpractice	Product Liability	Auto Negligence	Other Negligence	Condo-minium	Contract and Indebtedness	Real Property/ Mortgage Foreclosure	Eminent Domain	Other	Total
Dismissed Before Hearing	409	286	8,463	4,193	1,096	19,829	74,927	207	9,428	118,838
Dismissed After Hearing	592	230	5,896	4,938	286	9,819	13,834	153	6,502	42,250
Disposed by Default	7	2	513	128	95	12,019	40,387	41	2,962	56,154
Disposed by Judge (No Trial)	167	66	1,471	1,253	690	14,429	141,239	627	10,436	170,378
Disposed by Non-Jury	2	0	21	12	2	250	139	6	121	553
Disposed by Jury	54	13	325	217	1	126	22	6	115	879
Disposed by Other ⁵	67	279	452	626	64	3,845	4,504	15	2,559	12,411
Total	1,298	876	17,141	11,367	2,234	60,317	275,052	1,055	32,123	401,463

CIRCUIT CIVIL DISPOSITIONS
by Disposition Type
 FY 2009-10



⁵ The disposition category "Disposed by Other" is used to report cases as disposed when they are: consolidated into a primary case, transferred or have a change of venue, disposed upon estreatment of a bond, etc.

Circuit Civil ♦ Dispositions

**CIRCUIT CIVIL JURY TRIAL RATES
by Circuit
FY 2009-10**

Circuit (Circuit Seat)	Disposed by Jury	Total Dispositions	Jury Trial Rates
First (Pensacola)	36	8,521	0.4%
Second (Tallahassee)	31	5,205	0.6%
Third (Lake City)	7	1,579	0.4%
Fourth (Jacksonville)	17	19,249	0.1%
Fifth (Tavares)	24	18,057	0.1%
Sixth (Clearwater)	109	24,842	0.4%
Seventh (Daytona Beach)	17	15,200	0.1%
Eighth (Gainesville)	16	3,484	0.5%
Ninth (Orlando)	36	38,760	0.1%
Tenth (Bartow)	41	12,623	0.3%
Eleventh (Miami)	211	64,842	0.3%
Twelfth (Sarasota)	34	13,195	0.3%
Thirteenth (Tampa)	43	18,911	0.2%
Fourteenth (Panama City)	2	3,700	0.1%
Fifteenth (West Palm Beach)	114	34,747	0.3%
Sixteenth (Key West)	14	1,601	0.9%
Seventeenth (Ft. Lauderdale)	47	51,405	0.1%
Eighteenth (Sanford)	24	13,790	0.2%
Nineteenth (Ft. Pierce)	25	11,142	0.2%
Twentieth (Ft. Myers)	31	40,610	0.1%
Total	879	401,463	0.2%



The Circuit Civil division also includes other statistics such as clearance rates, reopenings, and appeals filed from county court. **These data are provided by the 67 clerks of court. However, dispositions and special proceedings data are not audited for accuracy by the OSCA.**

Clearance Rate - The clearance rate is a useful measure of the responsiveness of a court to the demand for services, and is nationally recognized as a measure of court performance. The rate is determined by taking the total number of cases *disposed* divided by the total number of cases *filed* during a specific time period. If a court received 1,000 new cases a month and disposed of 900 cases within the same month, the clearance rate for that month would be 90%.

Reopening - A reopening occurs when a case that has previously been reported as disposed is resubmitted to the court through a motion or petition.

Appeal Filed From County Court - An appeal filed from county court is a request that a case be removed from the county court and sent to the circuit court for review.

4

Circuit Civil ♦ Other Statistics

**CIRCUIT CIVIL CLEARANCE RATES*
by Circuit
FY 2009-10**

Circuit	Filings	Dispositions	Clearance Rates
1	12,100	8,521	70.4%
2	6,527	5,205	79.7%
3	2,107	1,579	74.9%
4	22,414	19,249	85.9%
5	21,507	18,057	84.0%
6	32,281	24,842	77.0%
7	19,722	15,200	77.1%
8	4,223	3,484	82.5%
9	45,656	38,760	84.9%
10	14,691	12,623	85.9%
11	81,558	64,842	79.5%
12	17,968	13,195	73.4%
13	29,717	18,911	63.6%
14	5,070	3,700	73.0%
15	37,932	34,747	91.6%
16	2,156	1,601	74.3%
17	59,610	51,405	86.2%
18	21,662	13,790	63.7%
19	16,378	11,142	68.0%
20	36,813	40,610	110.3%
Total	490,092	401,463	81.9%

* Low clearance rates in circuit civil are attributed to increase in real property/mortgage foreclosure filings.

CIRCUIT CIVIL SPECIAL PROCEEDINGS
by Circuit
FY 2009-10

Circuit	Reopenings	Appeals Filed From County Court	Total
1	2,881	30	2,911
2	1,199	35	1,234
3	258	6	264
4	10,403	77	10,480
5	9,503	45	9,548
6	6,881	30	6,911
7	6,879	23	6,902
8	1,377	29	1,406
9	30,445	61	30,506
10	8,018	11	8,029
11	34,484	198	34,682
12	5,603	26	5,629
13	4,382	81	4,463
14	1,410	8	1,418
15	7,918	65	7,983
16	535	8	543
17	33,151	157	33,308
18	6,818	47	6,865
19	4,221	20	4,241
20	20,684	23	20,707
Total	197,050	980	198,030

4