

Circuit Probate ♦ Overview

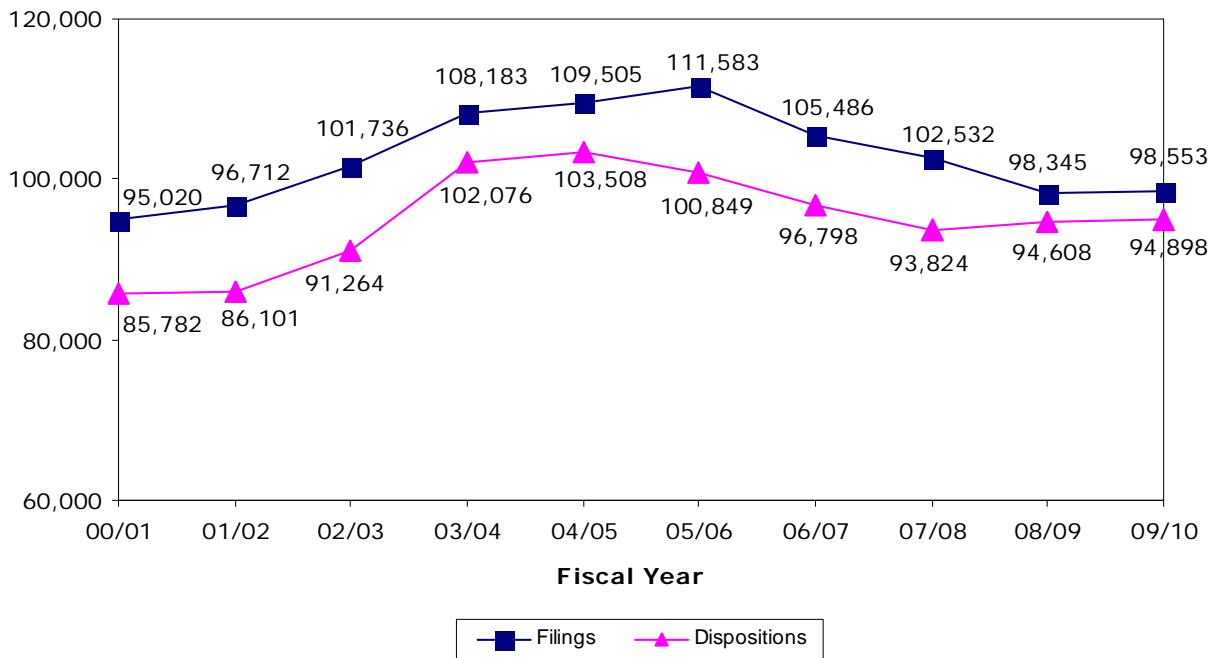
The Circuit Probate division includes the following two categories of probate cases: probate and mental health and trust and guardianship. Within these categories are the following case types:

Probate and Mental Health - probate, Baker Act, substance abuse, and other social cases

Trust and Guardianship - adult and minor guardianship and trust

In the Circuit Probate division, *Filings* correspond to each petition filed. *Dispositions* correspond to each petition disposed.

CIRCUIT PROBATE FILINGS & DISPOSITIONS
FY 2000-01 to FY 2009-10



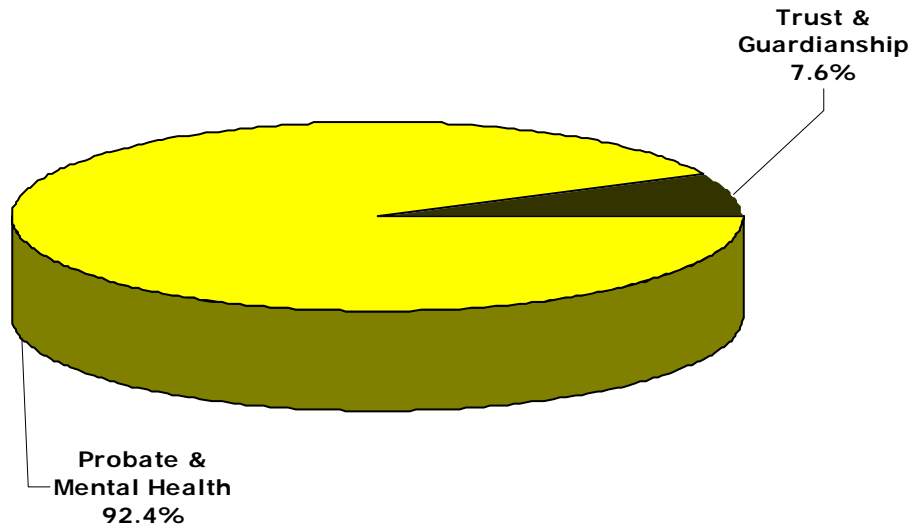
CIRCUIT PROBATE FILINGS
Statewide by Category, Case Type, and Month
FY 2009-10

Category/ Case Type	Jul	Aug	Sep	Oct	Nov	Dec	Jan	Feb	Mar	Apr	May	Jun	Total
Probate and Mental Health	7,801	7,453	7,370	7,655	6,784	7,168	6,749	7,299	8,735	8,388	7,509	8,188	91,099
Probate	4,263	3,988	3,877	4,069	3,486	3,813	3,553	3,992	4,745	4,438	4,005	4,286	48,515
Baker Act	2,401	2,444	2,494	2,504	2,303	2,347	2,266	2,318	2,782	2,692	2,336	2,692	29,579
Substance Abuse	717	658	639	711	629	640	617	629	780	815	803	833	8,471
Other Social Cases	420	363	360	371	366	368	313	360	428	443	365	377	4,534
Trust and Guardianship	721	678	576	620	583	586	541	602	705	632	572	638	7,454
Guardianship	625	597	497	532	487	507	478	511	613	560	496	551	6,454
Trust	96	81	79	88	96	79	63	91	92	72	76	87	1,000
Total	8,522	8,131	7,946	8,275	7,367	7,754	7,290	7,901	9,440	9,020	8,081	8,826	98,553

CIRCUIT PROBATE FILINGS

by Category

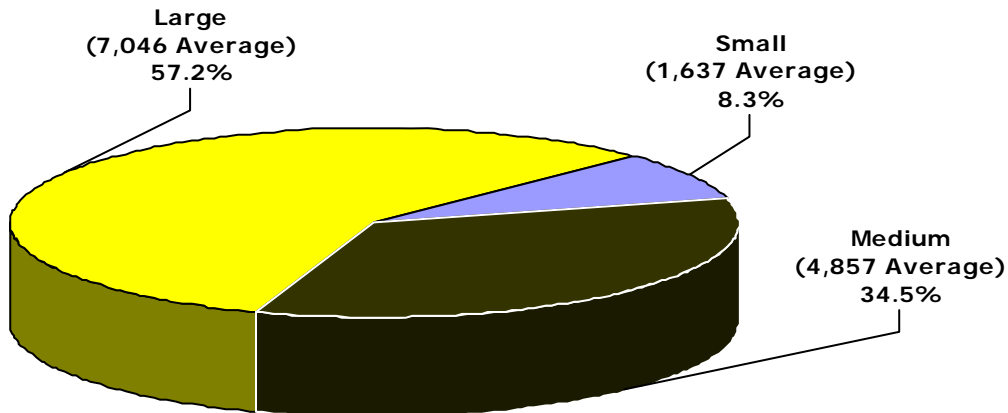
FY 2009-10



CIRCUIT PROBATE FILINGS

by Circuit Size*

FY 2009-10



*Small Circuits- 2nd, 3rd, 8th, 14th, 16th;
 Medium Circuits- 1st, 5th, 7th, 10th, 12th, 18th, 19th;
 Large Circuits- 4th, 6th, 9th, 11th, 13th, 15th, 17th, 20th (as defined in the Glossary).

CIRCUIT PROBATE FILINGS
by Case Type and Circuit
FY 2009-10

Circuit	Probate	Baker Act	Substance Abuse	Other Social Cases	Guardianship	Trust	Total
1	1,937	1,602	293	94	207	5	4,138
2	975	1,501	57	296	173	18	3,020
3	524	176	210	19	67	1	997
4	2,326	1,192	477	191	417	70	4,673
5	3,695	1,628	206	314	472	44	6,359
6	4,747	2,702	199	305	419	85	8,457
7	2,704	1,215	753	94	272	24	5,062
8	778	961	134	102	76	15	2,066
9	2,125	1,315	465	266	466	64	4,701
10	1,897	1,450	299	240	276	16	4,178
11	3,612	3,860	702	864	786	72	9,896
12	2,921	1,162	1,161	225	350	77	5,896
13	2,169	2,691	676	371	391	54	6,352
14	891	438	189	28	97	6	1,649
15	4,485	1,084	827	205	445	236	7,282
16	341	53	25	15	20	0	454
17	4,064	3,051	711	330	474	96	8,726
18	2,275	838	688	206	364	55	4,426
19	2,024	1,350	246	103	195	20	3,938
20	4,025	1,310	153	266	487	42	6,283
Total	48,515	29,579	8,471	4,534	6,454	1,000	98,553

Circuit Probate ♦ Filings

CIRCUIT PROBATE FILINGS
by Category and Circuit/County
 FY 2009-10

Circuit/County	Probate and Mental Health	Trust and Guardianship	Total
Circuit 1	3,926	212	4,138
Escambia	2,282	102	2,384
Okaloosa	970	57	1,027
Santa Rosa	467	35	502
Walton	207	18	225
Circuit 2	2,829	191	3,020
Franklin	62	0	62
Gadsden	425	80	505
Jefferson	69	5	74
Leon	2,126	92	2,218
Liberty	31	2	33
Wakulla	116	12	128
Circuit 3	929	68	997
Columbia	415	27	442
Dixie	93	2	95
Hamilton	53	4	57
Lafayette	26	2	28
Madison	75	7	82
Suwannee	152	16	168
Taylor	115	10	125
Circuit 4	4,186	487	4,673
Clay	473	57	530
Duval	3,471	409	3,880
Nassau	242	21	263

CIRCUIT PROBATE FILINGS, Continued
by Category and Circuit/County
 FY 2009-10

Circuit/County	Probate and Mental Health	Trust and Guardianship	Total
Circuit 5	5,843	516	6,359
Citrus	762	81	843
Hernando	1,672	139	1,811
Lake	1,534	128	1,662
Marion	1,557	152	1,709
Sumter	318	16	334
Circuit 6	7,953	504	8,457
Pasco	2,588	109	2,697
Pinellas	5,365	395	5,760
Circuit 7	4,766	296	5,062
Flagler	530	36	566
Putnam	319	35	354
St. Johns	608	75	683
Volusia	3,309	150	3,459
Circuit 8	1,975	91	2,066
Alachua	1,412	60	1,472
Baker	180	6	186
Bradford	97	7	104
Gilchrist	60	3	63
Levy	154	14	168
Union	72	1	73
Circuit 9	4,171	530	4,701
Orange	3,410	410	3,820
Osceola	761	120	881

6

Circuit Probate ♦ Filings

CIRCUIT PROBATE FILINGS, Continued
by Category and Circuit/County
 FY 2009-10

Circuit/County	Probate and Mental Health	Trust and Guardianship	Total
Circuit 10	3,886	292	4,178
Hardee	96	20	116
Highlands	921	59	980
Polk	2,869	213	3,082
Circuit 11	9,038	858	9,896
Miami-Dade	9,038	858	9,896
Circuit 12	5,469	427	5,896
Desoto	75	10	85
Manatee	1,459	135	1,594
Sarasota	3,935	282	4,217
Circuit 13	5,907	445	6,352
Hillsborough	5,907	445	6,352
Circuit 14	1,546	103	1,649
Bay	938	49	987
Calhoun	52	2	54
Gulf	79	4	83
Holmes	95	12	107
Jackson	266	29	295
Washington	116	7	123
Circuit 15	6,601	681	7,282
Palm Beach	6,601	681	7,282
Circuit 16	434	20	454
Monroe	434	20	454



CIRCUIT PROBATE FILINGS, Continued
by Category and Circuit/County
FY 2009-10

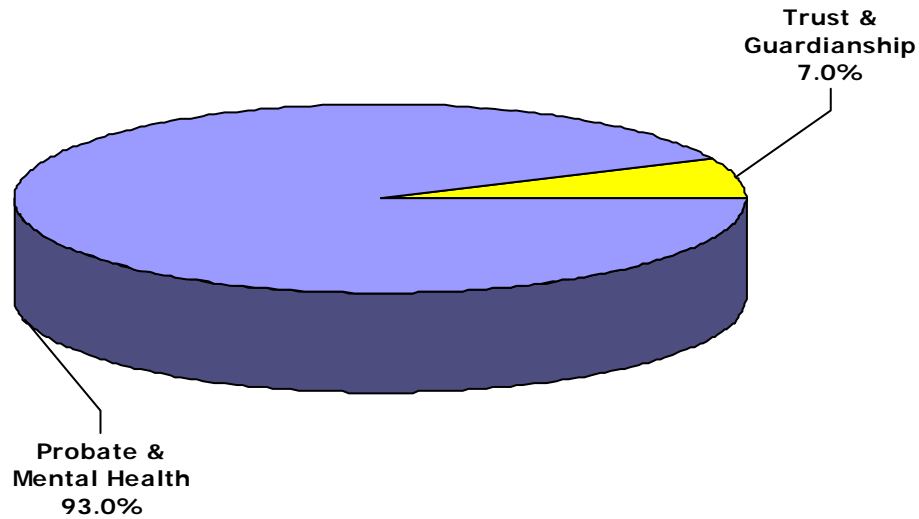
Circuit/County	Probate and Mental Health	Trust and Guardianship	Total
Circuit 17	8,156	570	8,726
Broward	8,156	570	8,726
Circuit 18	4,007	419	4,426
Brevard	2,328	256	2,584
Seminole	1,679	163	1,842
Circuit 19	3,723	215	3,938
Indian River	941	67	1,008
Martin	763	58	821
Okeechobee	179	8	187
St. Lucie	1,840	82	1,922
Circuit 20	5,754	529	6,283
Charlotte	1,545	101	1,646
Collier	1,617	152	1,769
Glades	43	11	54
Hendry	99	12	111
Lee	2,450	253	2,703
State Total	91,099	7,454	98,553

Circuit Probate ♦ Dispositions

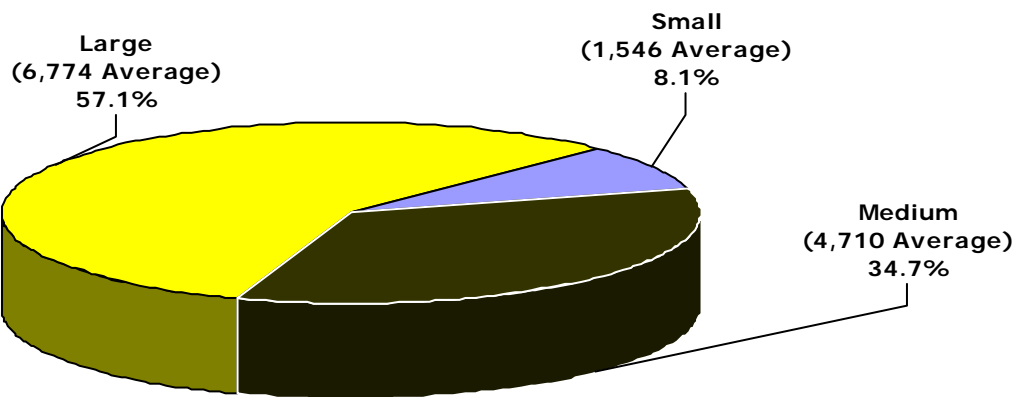
CIRCUIT PROBATE DISPOSITIONS
Statewide by Category, Case Type, and Month
FY 2009-10

Category/ Case Type	Jul	Aug	Sep	Oct	Nov	Dec	Jan	Feb	Mar	Apr	May	Jun	Total
Probate and Mental Health	7,428	7,270	7,415	7,710	6,479	7,224	6,804	6,640	8,372	7,962	6,843	8,123	88,270
Probate	4,021	4,123	4,053	4,304	3,320	3,823	3,912	3,631	4,802	4,214	3,672	4,464	48,339
Baker Act	2,362	2,164	2,377	2,357	2,266	2,442	1,972	2,065	2,472	2,606	2,120	2,491	27,694
Substance Abuse	683	650	637	688	610	612	612	621	728	731	733	761	8,066
Other Social Cases	362	333	348	361	283	347	308	323	370	411	318	407	4,171
Trust and Guardianship	616	570	567	614	512	543	475	509	607	577	434	604	6,628
Guardianship	547	512	509	527	448	492	439	448	570	529	396	556	5,973
Trust	69	58	58	87	64	51	36	61	37	48	38	48	655
Total	8,044	7,840	7,982	8,324	6,991	7,767	7,279	7,149	8,979	8,539	7,277	8,727	94,898

CIRCUIT PROBATE DISPOSITIONS by Category FY 2009-10



CIRCUIT PROBATE DISPOSITIONS by Circuit Size* FY 2009-10



*Small Circuits- 2nd, 3rd, 8th, 14th, 16th;
Medium Circuits- 1st, 5th, 7th, 10th, 12th, 18th, 19th;
Large Circuits- 4th, 6th, 9th, 11th, 13th, 15th, 17th, 20th (as defined in the Glossary).

6

Circuit Probate ♦ Dispositions

CIRCUIT PROBATE DISPOSITIONS
by Case Type and Circuit
FY 2009-10

Circuit	Probate	Baker Act	Substance Abuse	Other Social Cases	Guardianship	Trust	Total
1	1,723	1,310	277	96	195	6	3,607
2	702	1,445	46	278	134	23	2,628
3	375	163	188	14	39	1	780
4	2,355	1,195	468	187	448	36	4,689
5	3,677	1,609	203	290	427	41	6,247
6	5,282	2,507	198	306	428	93	8,814
7	2,760	1,425	706	93	223	17	5,224
8	789	947	129	109	114	9	2,097
9	2,082	1,308	472	302	440	55	4,659
10	2,106	1,643	436	134	234	13	4,566
11	3,393	3,868	735	822	867	32	9,717
12	3,094	1,068	1,151	170	254	30	5,767
13	2,060	2,446	633	388	317	51	5,895
14	1,077	434	179	33	89	0	1,812
15	4,350	972	623	139	373	138	6,595
16	334	44	22	8	6	0	414
17	4,005	1,941	599	302	377	29	7,253
18	1,577	717	610	153	288	26	3,371
19	2,228	1,367	254	94	231	16	4,190
20	4,370	1,285	137	253	489	39	6,573
Total	48,339	27,694	8,066	4,171	5,973	655	94,898

CIRCUIT PROBATE DISPOSITIONS
by Category and Circuit/County
 FY 2009-10

Circuit/County	Probate and Mental Health	Trust and Guardianship	Total
Circuit 1	3,406	201	3,607
Escambia	2,279	104	2,383
Okaloosa	544	37	581
Santa Rosa	437	49	486
Walton	146	11	157
Circuit 2	2,471	157	2,628
Franklin	10	1	11
Gadsden	413	64	477
Jefferson	30	1	31
Leon	1,925	84	2,009
Liberty	19	0	19
Wakulla	74	7	81
Circuit 3	740	40	780
Columbia	394	21	415
Dixie	74	0	74
Hamilton	23	0	23
Lafayette	22	1	23
Madison	74	7	81
Suwannee	65	5	70
Taylor	88	6	94
Circuit 4	4,205	484	4,689
Clay	508	56	564
Duval	3,402	402	3,804
Nassau	295	26	321

6

Circuit Probate ♦ Dispositions

CIRCUIT PROBATE DISPOSITIONS, Continued
by Category and Circuit/County
 FY 2009-10

Circuit/County	Probate and Mental Health	Trust and Guardianship	Total
Circuit 5	5,779	468	6,247
Citrus	880	86	966
Hernando	1,614	129	1,743
Lake	1,362	99	1,461
Marion	1,595	133	1,728
Sumter	328	21	349
Circuit 6	8,293	521	8,814
Pasco	2,795	102	2,897
Pinellas	5,498	419	5,917
Circuit 7	4,984	240	5,224
Flagler	530	39	569
Putnam	242	24	266
St. Johns	594	30	624
Volusia	3,618	147	3,765
Circuit 8	1,974	123	2,097
Alachua	1,443	83	1,526
Baker	152	5	157
Bradford	97	12	109
Gilchrist	51	0	51
Levy	147	23	170
Union	84	0	84
Circuit 9	4,164	495	4,659
Orange	3,261	366	3,627
Osceola	903	129	1,032

CIRCUIT PROBATE DISPOSITIONS, Continued
by Category and Circuit/County
 FY 2009-10

Circuit/County	Probate and Mental Health	Trust and Guardianship	Total
Circuit 10	4,319	247	4,566
Hardee	100	18	118
Highlands	1,016	29	1,045
Polk	3,203	200	3,403
Circuit 11	8,818	899	9,717
Miami-Dade	8,818	899	9,717
Circuit 12	5,483	284	5,767
Desoto	69	4	73
Manatee	1,589	88	1,677
Sarasota	3,825	192	4,017
Circuit 13	5,527	368	5,895
Hillsborough	5,527	368	5,895
Circuit 14	1,723	89	1,812
Bay	926	15	941
Calhoun	43	3	46
Gulf	96	2	98
Holmes	205	3	208
Jackson	328	62	390
Washington	125	4	129
Circuit 15	6,084	511	6,595
Palm Beach	6,084	511	6,595
Circuit 16	408	6	414
Monroe	408	6	414

Circuit Probate ♦ Dispositions

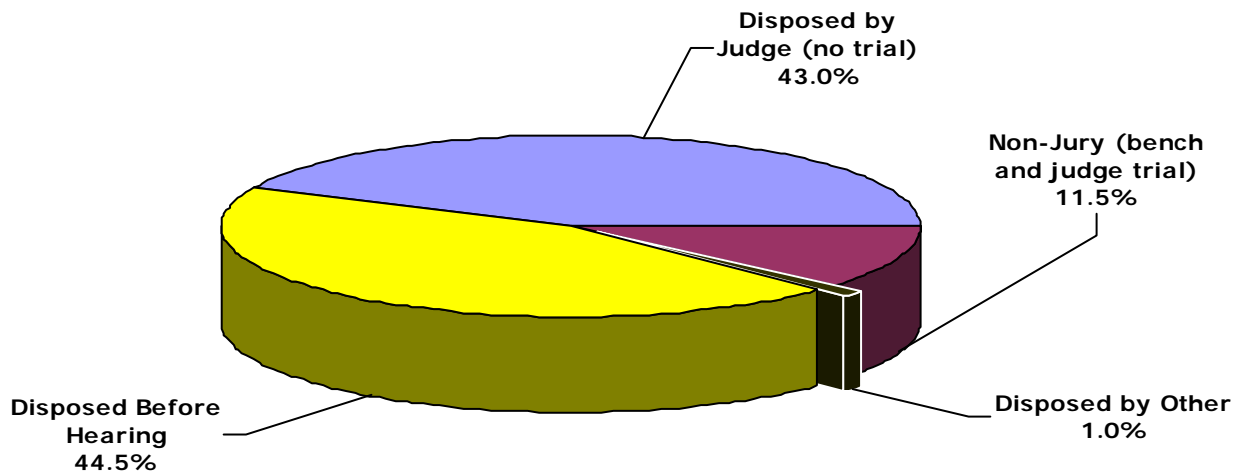
CIRCUIT PROBATE DISPOSITIONS, Continued
by Category and Circuit/County
 FY 2009-10

Circuit/County	Probate and Mental Health	Trust and Guardianship	Total
Circuit 17	6,847	406	7,253
Broward	6,847	406	7,253
Circuit 18	3,057	314	3,371
Brevard	1,470	147	1,617
Seminole	1,587	167	1,754
Circuit 19	3,943	247	4,190
Indian River	867	49	916
Martin	977	97	1,074
Okeechobee	166	11	177
St. Lucie	1,933	90	2,023
Circuit 20	6,045	528	6,573
Charlotte	1,470	74	1,544
Collier	1,678	147	1,825
Glades	20	3	23
Hendry	117	19	136
Lee	2,760	285	3,045
State Total	88,270	6,628	94,898

CIRCUIT PROBATE DISPOSITIONS
Statewide by Case Type and Disposition Type
 FY 2009-10

Disposition Type	Probate	Baker Act	Substance Abuse	Other Social Cases	Guardianship	Trust	Total
Disposed Before Hearing	22,566	15,189	2,880	659	690	287	42,271
Disposed by Judge (No Trial)	25,372	5,888	3,871	1,896	3,380	356	40,763
Disposed by Non-Jury	216	6,071	1,289	1,512	1,825	5	10,918
Disposed by Other	185	546	26	104	78	7	946
Total	48,339	27,694	8,066	4,171	5,973	655	94,898

CIRCUIT PROBATE DISPOSITIONS
by Disposition Type
 FY 2009-10



6

Circuit Probate ♦ Other Statistics

The Circuit Probate division also involves other statistics in the form of clearance rates and reopenings. **These data are provided by the 67 clerks of court. However, dispositions and special proceedings data are not audited for accuracy by the OSCA.**

Clearance Rate - The clearance rate is a useful measure of the responsiveness of a court to the demand for services, and is nationally recognized as a measure of court performance. The rate is determined by taking the total number of cases *disposed* divided by the total number of cases *filed* during a specific time period. If a court received 1,000 new cases a month and disposed of 900 cases within the same month, the clearance rate for that month would be 90%.

Reopening - A reopening occurs when a case that has previously been reported as disposed is resubmitted to the court through a motion or petition.

CIRCUIT PROBATE CLEARANCE RATES
by Circuit
FY 2009-10

Circuit	Filings	Dispositions	Clearance Rates
1	4,138	3,607	87.2%
2	3,020	2,628	87.0%
3	997	780	78.2%
4	4,673	4,689	100.3%
5	6,359	6,247	98.2%
6	8,457	8,814	104.2%
7	5,062	5,224	103.2%
8	2,066	2,097	101.5%
9	4,701	4,659	99.1%
10	4,178	4,566	109.3%
11	9,896	9,717	98.2%
12	5,896	5,767	97.8%
13	6,352	5,895	92.8%
14	1,649	1,812	109.9%
15	7,282	6,595	90.6%
16	454	414	91.2%
17	8,726	7,253	83.1%
18	4,426	3,371	76.2%
19	3,938	4,190	106.4%
20	6,283	6,573	104.6%
Total	98,553	94,898	96.3%

6

Circuit Probate ♦ Other Statistics

CIRCUIT PROBATE SPECIAL PROCEEDINGS
by Circuit
FY 2009-10

Circuit	Reopenings
1	3,816
2	1,114
3	20
4	1,177
5	2,911
6	8,190
7	2,328
8	522
9	5,331
10	2,602
11	19,725
12	2,426
13	3,676
14	576
15	5,748
16	67
17	273
18	2,949
19	1,802
20	3,792
Total	69,045

-This page intentionally left blank-