

County Civil ♦ Overview

The County Civil division includes the following five categories of civil cases: small claims (up to \$5,000), civil (\$5,001 to \$15,000), other civil, evictions, and civil traffic infractions. Within these categories are the following case types:

Small Claims (up to \$5,000) - small claims (up to \$5,000)

Civil (\$5,001 to \$15,000) - civil (\$5,001 to \$15,000)

Other Civil - replevins and other civil⁹

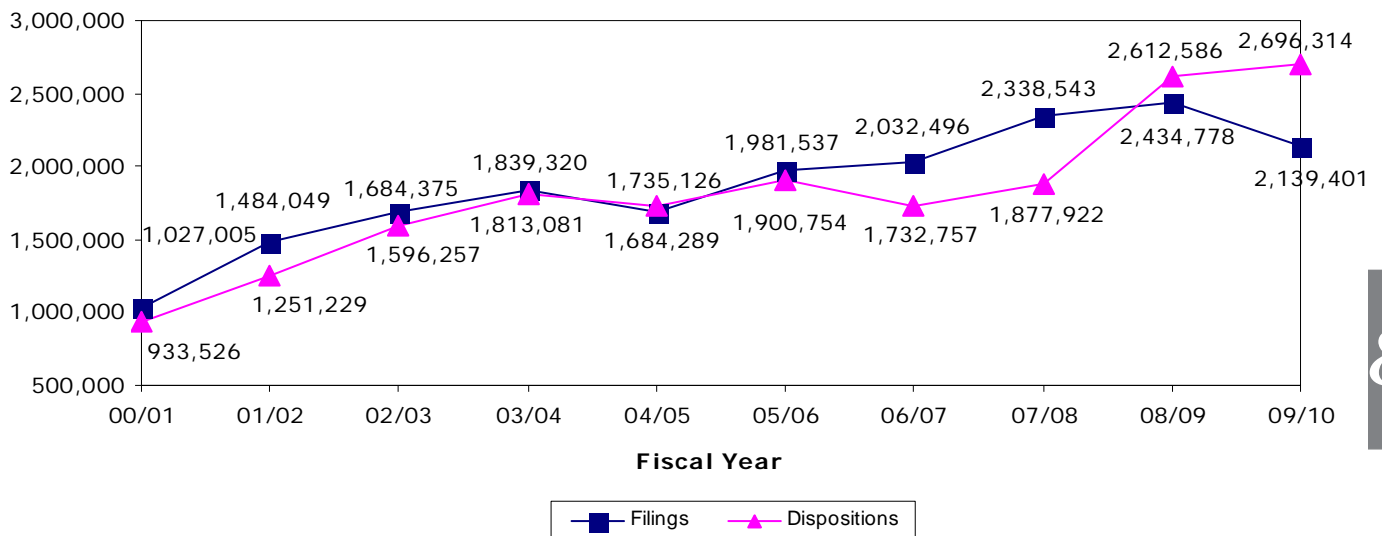
Evictions - evictions

Civil Traffic Infractions - civil traffic infractions (involving a judge or hearing officer)

The Summary Reporting System does not directly capture civil traffic cases. These data are reported independently by clerks of court to the Department of Highway Safety and Motor Vehicles (DHSMV). The DHSMV then provides these data annually to the Office of the State Courts Administrator. Most traffic infraction cases are disposed by the payment of a fine and do not require judicial involvement. Thus, civil traffic infraction statistics have been adjusted to exclude non-judicial cases from this reporting.

In the County Civil division, *Filings* correspond to each complaint or petition filed. *Dispositions* correspond to each complaint or petition disposed. *Jury Trials* are defined as trials in which a group of citizens is impaneled, selected and sworn to determine the issues of fact in a case.

COUNTY CIVIL FILINGS & DISPOSITIONS*
FY 2000-01 to FY 2009-10



*For fiscal year 2001-02 and fiscal year 2008-09, the increase in county court filings and dispositions is attributed to a refinement in the methodology used to calculate civil traffic infraction activity and better reporting.

⁹ Other civil cases include: non-monetary equity matters, control of animals, interred bodies, injunctive relief, declaratory judgments, and other similar events.



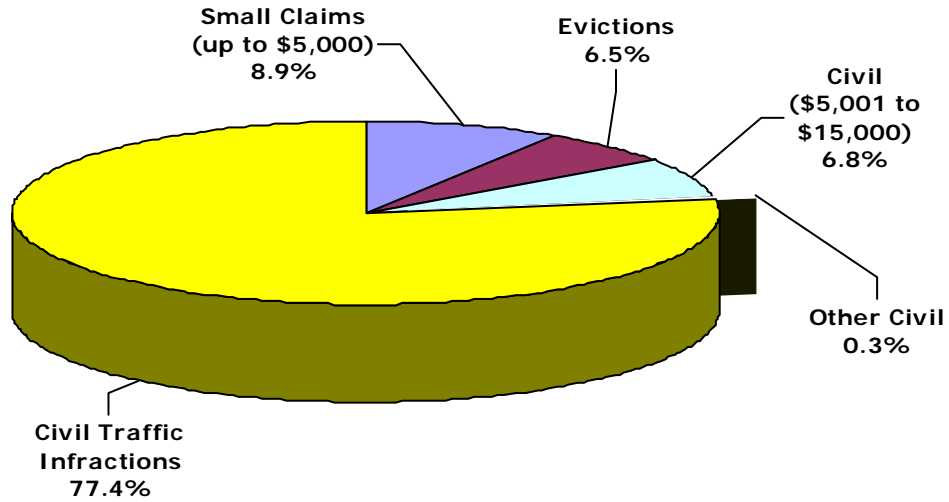
COUNTY CIVIL FILINGS
Statewide by Category, Case Type, and Month
FY 2009-10

Category/ Case Type	Jul	Aug	Sep	Oct	Nov	Dec	Jan	Feb	Mar	Apr	May	Jun	Total
Small Claims (up to \$5,000)	18,751	17,319	17,775	17,350	16,219	16,656	14,981	15,002	16,421	14,055	12,731	14,165	191,425
Small Claims (up to \$5,000)	18,751	17,319	17,775	17,350	16,219	16,656	14,981	15,002	16,421	14,055	12,731	14,165	191,425
Civil (\$5,001 to \$15,000)	14,431	12,714	13,008	12,856	11,216	12,924	10,707	11,236	12,938	11,745	11,150	11,557	146,482
Civil (\$5,001 to \$15,000)	14,431	12,714	13,008	12,856	11,216	12,924	10,707	11,236	12,938	11,745	11,150	11,557	146,482
Other Civil	743	662	713	777	718	651	580	620	607	490	383	439	7,383
Replevins	300	284	303	327	235	256	292	252	321	207	200	239	3,216
Other Civil	443	378	410	450	483	395	288	368	286	283	183	200	4,167
Evictions	13,089	12,515	12,270	12,576	10,622	12,360	11,858	8,753	9,710	10,500	11,509	12,469	138,231
Evictions	13,089	12,515	12,270	12,576	10,622	12,360	11,858	8,753	9,710	10,500	11,509	12,469	138,231
Civil Traffic*	152,479	141,931	150,710	152,592	138,946	119,689	130,054	121,771	147,887	127,298	141,522	131,001	1,655,880
Civil Traffic Infractions*	152,479	141,931	150,710	152,592	138,946	119,689	130,054	121,771	147,887	127,298	141,522	131,001	1,655,880
Total	199,493	185,141	194,476	196,151	177,721	162,280	168,180	157,382	187,563	164,088	177,295	169,631	2,139,401

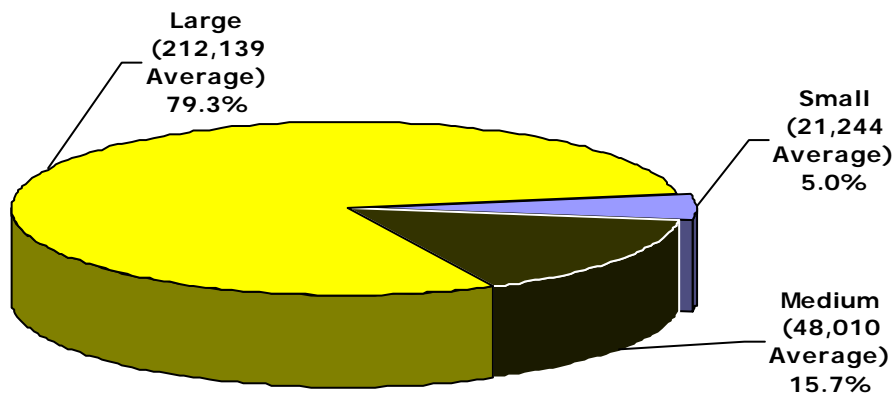
*These data do not include all Civil Traffic Infractions reported to the Department of Highway Safety and Motor Vehicles by the clerks of court. They only represent those Civil Traffic Infraction filings involving a judge or hearing officer.

County Civil ♦ Filings

COUNTY CIVIL FILINGS
by Category
FY 2009-10



COUNTY CIVIL FILINGS
by Circuit Size*
FY 2009-10



*Small Circuits- 2nd, 3rd, 8th, 14th, 16th;
Medium Circuits- 1st, 5th, 7th, 10th, 12th, 18th, 19th;
Large Circuits- 4th, 6th, 9th, 11th, 13th, 15th, 17th, 20th (as defined in the Glossary).

COUNTY CIVIL FILINGS
by Case Type and Circuit
FY 2009-10

Circuit	Small Claims (up to \$5,000)	Civil (\$5,001 to \$15,000)	Replevins	Other Civil	Evictions	Civil Traffic Infractions*	Total
1	5,662	3,501	87	140	2,960	25,336	37,686
2	6,746	1,685	64	34	3,156	19,245	30,930
3	1,364	858	79	26	671	10,338	13,336
4	8,907	6,811	201	440	12,242	99,812	128,413
5	8,002	6,264	218	73	3,770	34,222	52,549
6	11,270	9,981	260	155	8,410	49,883	79,959
7	6,793	5,152	159	27	4,711	37,474	54,316
8	3,899	1,580	75	3	2,202	24,111	31,870
9	14,229	11,017	210	57	14,398	99,535	139,446
10	6,066	4,097	343	89	3,601	28,489	42,685
11	35,161	25,356	226	2,063	23,207	502,849	588,862
12	5,634	4,958	45	279	3,706	26,078	40,700
13	12,449	12,017	272	158	11,193	118,309	154,398
14	2,534	1,316	114	3	1,282	16,193	21,442
15	14,655	11,348	286	30	9,190	195,156	230,665
16	722	660	3	44	433	6,778	8,640
17	24,528	19,282	209	288	18,466	243,559	306,332
18	7,567	6,004	127	52	5,889	48,729	68,368
19	5,262	4,229	92	54	3,383	26,748	39,768
20	9,975	10,366	146	152	5,361	43,036	69,036
Total	191,425	146,482	3,216	4,167	138,231	1,655,880	2,139,401

*These data do not include all Civil Traffic Infractions reported to the Department of Highway Safety and Motor Vehicles by the clerks of court. They only represent those Civil Traffic Infraction filings involving a judge or hearing officer.



County Civil ♦ Filings

COUNTY CIVIL FILINGS
by Category and Circuit/County
FY 2009-10

Circuit/County	Small Claims (up to \$5,000)	Civil (\$5,001 to \$15,000)	Other Civil	Evictions	Civil Traffic Infractions*	Total
Circuit 1	5,662	3,501	227	2,960	25,336	37,686
Escambia	2,289	1,514	77	1,702	8,994	14,576
Okaloosa	1,656	853	95	738	8,572	11,914
Santa Rosa	1,091	779	37	363	5,018	7,288
Walton	626	355	18	157	2,752	3,908
Circuit 2	6,746	1,685	98	3,156	19,245	30,930
Franklin	92	35	38	27	662	854
Gadsden	551	171	33	105	4,824	5,684
Jefferson	55	81	4	21	1,640	1,801
Leon	5,713	1,230	19	2,931	10,319	20,212
Liberty	102	26	1	6	364	499
Wakulla	233	142	3	66	1,436	1,880
Circuit 3	1,364	858	105	671	10,338	13,336
Columbia	510	366	60	407	3,031	4,374
Dixie	116	59	3	29	844	1,051
Hamilton	93	38	2	31	766	930
Lafayette	33	60	0	6	199	298
Madison	142	58	5	50	2,871	3,126
Suwannee	307	215	10	107	1,164	1,803
Taylor	163	62	25	41	1,463	1,754
Circuit 4	8,907	6,811	641	12,242	99,812	128,413
Clay	1,277	1,174	35	922	8,855	12,263
Duval	7,157	5,292	589	11,149	88,840	113,027
Nassau	473	345	17	171	2,117	3,123



COUNTY CIVIL FILINGS, Continued
by Category and Circuit/County
 FY 2009-10

Circuit/County	Small Claims (up to \$5,000)	Civil (\$5,001 to \$15,000)	Other Civil	Evictions	Civil Traffic Infractions*	Total
Circuit 5	8,002	6,264	291	3,770	34,222	52,549
Citrus	1,061	706	62	382	3,118	5,329
Hernando	1,646	1,301	20	603	8,179	11,749
Lake	2,289	1,964	58	1,342	11,373	17,026
Marion	2,741	2,039	128	1,344	8,252	14,504
Sumter	265	254	23	99	3,300	3,941
Circuit 6	11,270	9,981	415	8,410	49,883	79,959
Pasco	3,438	3,368	174	2,155	12,411	21,546
Pinellas	7,832	6,613	241	6,255	37,472	58,413
Circuit 7	6,793	5,152	186	4,711	37,474	54,316
Flagler	774	751	28	453	2,619	4,625
Putnam	604	294	29	286	2,261	3,474
St. Johns	1,310	1,146	34	634	7,646	10,770
Volusia	4,105	2,961	95	3,338	24,948	35,447
Circuit 8	3,899	1,580	78	2,202	24,111	31,870
Alachua	2,889	1,021	35	1,851	16,093	21,889
Baker	253	63	9	49	1,820	2,194
Bradford	215	128	16	136	3,968	4,463
Gilchrist	112	88	0	29	402	631
Levy	344	214	12	91	1,418	2,079
Union	86	66	6	46	410	614
Circuit 9	14,229	11,017	267	14,398	99,535	139,446
Orange	11,348	8,947	165	12,754	81,102	114,316
Osceola	2,881	2,070	102	1,644	18,433	25,130

County Civil ♦ Filings

COUNTY CIVIL FILINGS, Continued
by Category and Circuit/County
FY 2009-10

Circuit/County	Small Claims (up to \$5,000)	Civil (\$5,001 to \$15,000)	Other Civil	Evictions	Civil Traffic Infractions*	Total
Circuit 10	6,066	4,097	432	3,601	28,489	42,685
Hardee	154	99	6	56	1,596	1,911
Highlands	712	484	0	237	3,347	4,780
Polk	5,200	3,514	426	3,308	23,546	35,994
Circuit 11	35,161	25,356	2,289	23,207	502,849	588,862
Miami-Dade	35,161	25,356	2,289	23,207	502,849	588,862
Circuit 12	5,634	4,958	324	3,706	26,078	40,700
Desoto	190	142	0	78	1,051	1,461
Manatee	2,128	2,055	139	1,992	9,860	16,174
Sarasota	3,316	2,761	185	1,636	15,167	23,065
Circuit 13	12,449	12,017	430	11,193	118,309	154,398
Hillsborough	12,449	12,017	430	11,193	118,309	154,398
Circuit 14	2,534	1,316	117	1,282	16,193	21,442
Bay	1,331	864	75	1,074	9,669	13,013
Calhoun	73	42	7	22	667	811
Gulf	120	66	6	20	255	467
Holmes	132	76	7	46	1,190	1,451
Jackson	707	175	22	70	3,289	4,263
Washington	171	93	0	50	1,123	1,437
Circuit 15	14,655	11,348	316	9,190	195,156	230,665
Palm Beach	14,655	11,348	316	9,190	195,156	230,665
Circuit 16	722	660	47	433	6,778	8,640
Monroe	722	660	47	433	6,778	8,640

COUNTY CIVIL FILINGS, Continued
by Category and Circuit/County
 FY 2009-10

Circuit/County	Small Claims (up to \$5,000)	Civil (\$5,001 to \$15,000)	Other Civil	Evictions	Civil Traffic Infractions*	Total
Circuit 17	24,528	19,282	497	18,466	243,559	306,332
Broward	24,528	19,282	497	18,466	243,559	306,332
Circuit 18	7,567	6,004	179	5,889	48,729	68,368
Brevard	3,863	3,144	88	2,849	21,869	31,813
Seminole	3,704	2,860	91	3,040	26,860	36,555
Circuit 19	5,262	4,229	146	3,383	26,748	39,768
Indian River	1,100	896	33	680	4,894	7,603
Martin	955	929	19	554	6,880	9,337
Okeechobee	275	171	28	103	1,620	2,197
St. Lucie	2,932	2,233	66	2,046	13,354	20,631
Circuit 20	9,975	10,366	298	5,361	43,036	69,036
Charlotte	1,304	1,342	28	671	4,027	7,372
Collier	2,814	2,976	86	1,407	10,984	18,267
Glades	29	39	1	19	1,167	1,255
Hendry	394	117	4	108	2,113	2,736
Lee	5,434	5,892	179	3,156	24,745	39,406
State Total	191,425	146,482	7,383	138,231	1,655,880	2,139,401

*These data do not include all Civil Traffic Infractions reported to the Department of Highway Safety and Motor Vehicles by the clerks of court. They only represent those Civil Traffic Infraction filings involving a judge or hearing officer.

County Civil ♦ Dispositions

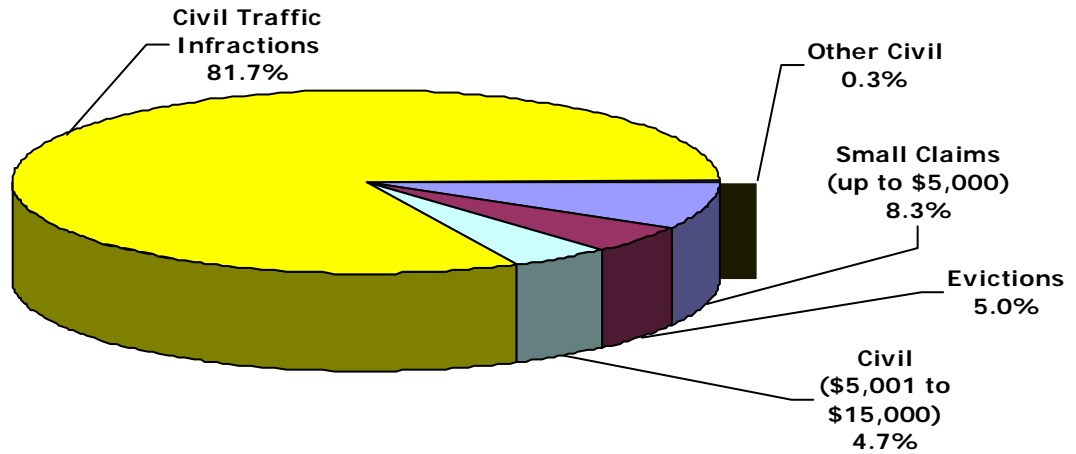
COUNTY CIVIL DISPOSITIONS
Statewide by Category, Case Type, and Month
FY 2009-10

Category/ Case Type	Jul	Aug	Sep	Oct	Nov	Dec	Jan	Feb	Mar	Apr	May	Jun	Total
Small Claims (up to \$5,000)	19,300	18,478	18,514	18,805	19,013	17,075	15,567	17,349	20,143	21,995	18,283	18,449	222,971
Small Claims (up to \$5,000)	19,300	18,478	18,514	18,805	19,013	17,075	15,567	17,349	20,143	21,995	18,283	18,449	222,971
Civil (\$5,001 to \$15,000)	10,068	10,072	9,668	10,250	8,913	10,353	9,778	11,012	11,210	12,420	10,879	11,628	126,251
Civil (\$5,001 to \$15,000)	10,068	10,072	9,668	10,250	8,913	10,353	9,778	11,012	11,210	12,420	10,879	11,628	126,251
Other Civil	636	679	588	622	575	634	1,526	617	709	785	625	604	8,600
Replevins	296	269	294	290	242	271	1,225	289	344	365	307	245	4,437
Other Civil	340	410	294	332	333	363	301	328	365	420	318	359	4,163
Evictions	11,758	11,155	12,022	12,440	9,321	10,892	11,789	12,403	9,730	11,203	9,257	12,438	134,408
Evictions	11,758	11,155	12,022	12,440	9,321	10,892	11,789	12,403	9,730	11,203	9,257	12,438	134,408
Civil Traffic*	198,698	174,261	185,519	199,428	167,187	185,494	178,080	179,832	205,731	177,533	169,041	183,280	2,204,084
Civil Traffic Infractions*	198,698	174,261	185,519	199,428	167,187	185,494	178,080	179,832	205,731	177,533	169,041	183,280	2,204,084
Total	240,460	214,645	226,311	241,545	205,009	224,448	216,740	221,213	247,523	223,936	208,085	226,399	2,696,314

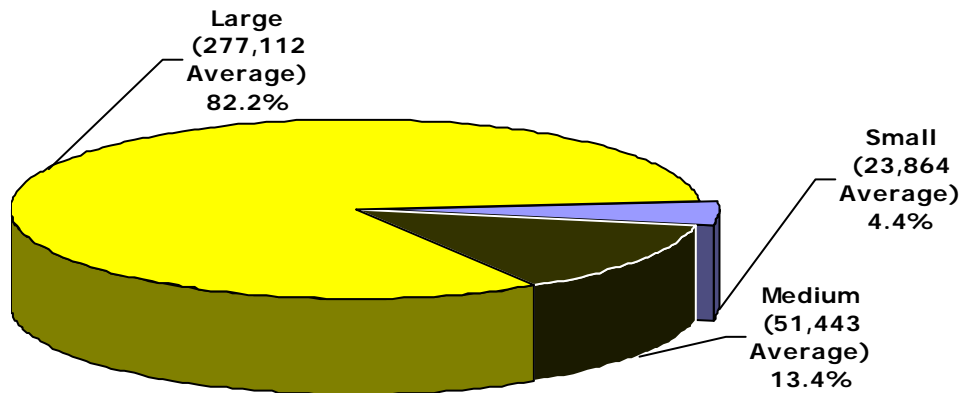
*These data do not include all Civil Traffic Infractions reported to the Department of Highway Safety and Motor Vehicles by the clerks of court. They only represent those Civil Traffic Infraction dispositions involving a judge or hearing officer.



COUNTY CIVIL DISPOSITIONS
by Category
 FY 2009-10



COUNTY CIVIL DISPOSITIONS
by Circuit Size*
 FY 2009-10



*Small Circuits- 2nd, 3rd, 8th, 14th, 16th;
 Medium Circuits- 1st, 5th, 7th, 10th, 12th, 18th, 19th;
 Large Circuits- 4th, 6th, 9th, 11th, 13th, 15th, 17th, 20th (as defined in the Glossary).

County Civil ♦ Dispositions

**COUNTY CIVIL DISPOSITIONS
by Case Type and Circuit
FY 2009-10**

Circuit	Small Claims (up to \$5,000)	Civil (\$5,001 to \$15,000)	Replevins	Other Civil	Evictions	Civil Traffic Infractions*	Total
1	6,899	3,286	110	140	3,647	16,024	30,106
2	7,181	1,563	64	24	2,788	24,851	36,471
3	2,105	870	164	47	970	10,604	14,760
4	11,829	6,465	198	400	11,087	170,940	200,919
5	10,335	5,712	192	73	3,161	32,174	51,647
6	14,965	8,662	1,236	120	8,831	52,878	86,692
7	8,602	4,366	155	21	4,314	52,298	69,756
8	4,429	1,481	89	4	1,932	25,105	33,040
9	18,730	10,665	231	62	16,652	81,949	128,289
10	7,802	4,158	411	162	3,905	23,080	39,518
11	37,530	21,476	207	2,101	18,405	788,554	868,273
12	5,031	3,244	25	281	3,735	26,527	38,843
13	13,867	9,841	332	179	11,467	186,717	222,403
14	2,955	1,245	131	16	1,209	14,043	19,599
15	17,503	7,891	282	23	7,770	187,105	220,574
16	724	528	3	28	369	13,797	15,449
17	26,887	17,785	212	254	18,782	319,227	383,147
18	7,478	4,380	96	49	4,944	65,034	81,981
19	7,376	4,569	162	66	5,452	30,625	48,250
20	10,743	8,064	137	113	4,988	82,552	106,597
Total	222,971	126,251	4,437	4,163	134,408	2,204,084	2,696,314

*These data do not include all Civil Traffic Infractions reported to the Department of Highway Safety and Motor Vehicles by the clerks of court. They only represent those Civil Traffic Infraction dispositions involving a judge or hearing officer.



COUNTY CIVIL DISPOSITIONS
by Category and Circuit/County
 FY 2009-10

Circuit/County	Small Claims (up to \$5,000)	Civil (\$5,001 to \$15,000)	Other Civil	Evictions	Civil Traffic Infractions*	Total
Circuit 1	6,899	3,286	250	3,647	16,024	30,106
Escambia	3,660	1,377	115	1,951	4,983	12,086
Okaloosa	1,542	646	68	495	6,163	8,914
Santa Rosa	1,233	912	38	945	2,986	6,114
Walton	464	351	29	256	1,892	2,992
Circuit 2	7,181	1,563	88	2,788	24,851	36,471
Franklin	100	30	30	20	716	896
Gadsden	522	152	27	65	7,266	8,032
Jefferson	75	83	1	40	2,225	2,424
Leon	6,183	1,170	24	2,628	12,167	22,172
Liberty	70	18	0	6	785	879
Wakulla	231	110	6	29	1,692	2,068
Circuit 3	2,105	870	211	970	10,604	14,760
Columbia	889	398	104	659	3,429	5,479
Dixie	104	38	4	14	1,246	1,406
Hamilton	102	25	2	31	655	815
Lafayette	249	44	5	27	253	578
Madison	169	79	54	113	2,102	2,517
Suwannee	371	201	10	87	995	1,664
Taylor	221	85	32	39	1,924	2,301
Circuit 4	11,829	6,465	598	11,087	170,940	200,919
Clay	1,870	1,230	43	876	26,637	30,656
Duval	9,345	4,922	534	10,001	138,832	163,634
Nassau	614	313	21	210	5,471	6,629

County Civil ♦ Dispositions

COUNTY CIVIL DISPOSITIONS, Continued
by Category and Circuit/County
 FY 2009-10

Circuit/County	Small Claims (up to \$5,000)	Civil (\$5,001 to \$15,000)	Other Civil	Evictions	Civil Traffic Infractions*	Total
Circuit 5	10,335	5,712	265	3,161	32,174	51,647
Citrus	1,216	609	50	369	3,372	5,616
Hernando	2,167	1,319	17	627	9,605	13,735
Lake	4,051	1,992	68	1,064	11,518	18,693
Marion	2,562	1,564	91	964	5,980	11,161
Sumter	339	228	39	137	1,699	2,442
Circuit 6	14,965	8,662	1,356	8,831	52,878	86,692
Pasco	4,718	2,584	146	1,771	15,216	24,435
Pinellas	10,247	6,078	1,210	7,060	37,662	62,257
Circuit 7	8,602	4,366	176	4,314	52,298	69,756
Flagler	1,130	425	19	401	2,154	4,129
Putnam	1,077	286	33	219	1,442	3,057
St. Johns	1,365	802	32	442	9,227	11,868
Volusia	5,030	2,853	92	3,252	39,475	50,702
Circuit 8	4,429	1,481	93	1,932	25,105	33,040
Alachua	3,349	951	43	1,651	14,929	20,923
Baker	206	53	10	35	2,137	2,441
Bradford	240	112	16	90	2,641	3,099
Gilchrist	143	87	0	29	495	754
Levy	399	223	11	82	4,201	4,916
Union	92	55	13	45	702	907
Circuit 9	18,730	10,665	293	16,652	81,949	128,289
Orange	14,886	8,862	190	14,887	59,304	98,129
Osceola	3,844	1,803	103	1,765	22,645	30,160

COUNTY CIVIL DISPOSITIONS, Continued
by Category and Circuit/County
 FY 2009-10

Circuit/County	Small Claims (up to \$5,000)	Civil (\$5,001 to \$15,000)	Other Civil	Evictions	Civil Traffic Infractions*	Total
Circuit 10	7,802	4,158	573	3,905	23,080	39,518
Hardee	247	126	9	110	949	1,441
Highlands	767	520	0	225	2,580	4,092
Polk	6,788	3,512	564	3,570	19,551	33,985
Circuit 11	37,530	21,476	2,308	18,405	788,554	868,273
Miami-Dade	37,530	21,476	2,308	18,405	788,554	868,273
Circuit 12	5,031	3,244	306	3,735	26,527	38,843
Desoto	164	98	0	57	749	1,068
Manatee	1,930	1,319	107	1,545	8,350	13,251
Sarasota	2,937	1,827	199	2,133	17,428	24,524
Circuit 13	13,867	9,841	511	11,467	186,717	222,403
Hillsborough	13,867	9,841	511	11,467	186,717	222,403
Circuit 14	2,955	1,245	147	1,209	14,043	19,599
Bay	1,192	717	66	934	8,147	11,056
Calhoun	281	52	28	33	1,056	1,450
Gulf	130	50	4	15	161	360
Holmes	158	108	26	82	740	1,114
Jackson	940	225	23	110	2,931	4,229
Washington	254	93	0	35	1,008	1,390
Circuit 15	17,503	7,891	305	7,770	187,105	220,574
Palm Beach	17,503	7,891	305	7,770	187,105	220,574
Circuit 16	724	528	31	369	13,797	15,449
Monroe	724	528	31	369	13,797	15,449

County Civil ♦ Dispositions

COUNTY CIVIL DISPOSITIONS, Continued
by Category and Circuit/County
 FY 2009-10

Circuit/County	Small Claims (up to \$5,000)	Civil (\$5,001 to \$15,000)	Other Civil	Evictions	Civil Traffic Infractions*	Total
Circuit 17	26,887	17,785	466	18,782	319,227	383,147
Broward	26,887	17,785	466	18,782	319,227	383,147
Circuit 18	7,478	4,380	145	4,944	65,034	81,981
Brevard	2,759	1,842	50	1,849	27,210	33,710
Seminole	4,719	2,538	95	3,095	37,824	48,271
Circuit 19	7,376	4,569	228	5,452	30,625	48,250
Indian River	1,179	764	31	600	4,433	7,007
Martin	2,736	1,658	98	2,654	7,718	14,864
Okeechobee	256	188	22	117	1,566	2,149
St. Lucie	3,205	1,959	77	2,081	16,908	24,230
Circuit 20	10,743	8,064	250	4,988	82,552	106,597
Charlotte	1,015	913	25	467	4,173	6,593
Collier	2,432	1,860	66	1,095	11,004	16,457
Glades	93	24	1	26	1,422	1,566
Hendry	407	171	2	152	2,678	3,410
Lee	6,796	5,096	156	3,248	63,275	78,571
State Total	222,971	126,251	8,600	134,408	2,204,084	2,696,314

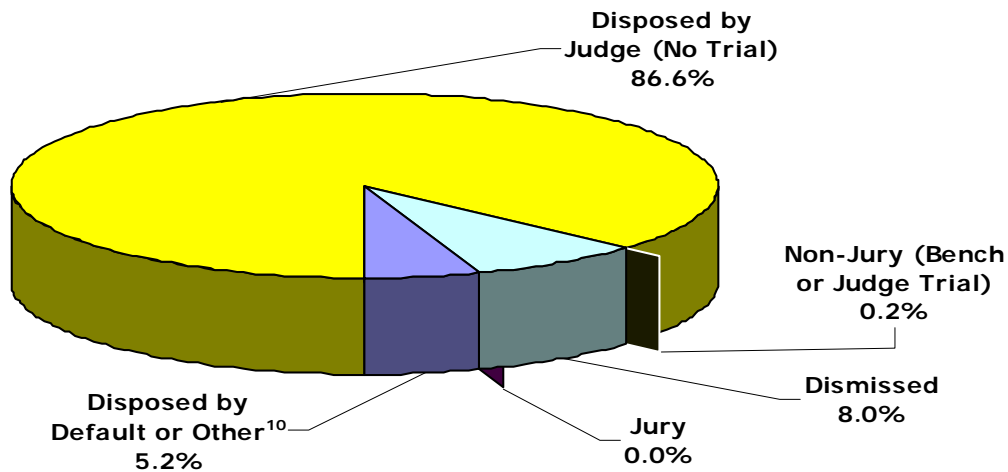
*These data do not include all Civil Traffic Infractions reported to the Department of Highway Safety and Motor Vehicles by the clerks of court. They only represent those Civil Traffic Infraction dispositions involving a judge or hearing officer.

COUNTY CIVIL DISPOSITIONS
Statewide by Case Type and Disposition Type
FY 2009-10

Disposition Type	Small Claims (up to \$5,000)	Civil (\$5,001 to \$15,000)	Replevins	Other Civil	Evictions	Civil Traffic Infractions*	Total
Dismissed Before Hearing	50,876	36,974	1,114	1,206	24,561	NA	114,731
Dismissed After Hearing	66,570	15,971	1,056	988	17,521	NA	102,106
Disposed by Default	35,002	32,340	536	485	58,923	NA	127,286
Disposed by Judge (No Trial)	62,172	33,595	1,558	1,049	31,861	2,204,084	2,334,319
Disposed by Non-Jury	2,848	760	82	43	955	NA	4,688
Disposed by Jury	47	66	0	1	5	NA	119
Disposed by Other ¹⁰	5,456	6,545	91	391	582	NA	13,065
Total	222,971	126,251	4,437	4,163	134,408	2,204,084	2,696,314

*These data do not include all Civil Traffic Infractions reported to the Department of Highway Safety and Motor Vehicles by the clerks of court. They only represent those Civil Traffic Infraction dispositions involving a judge or hearing officer.

COUNTY CIVIL DISPOSITIONS
by Disposition Type
FY 2009-10



¹⁰ The disposition category "Disposed by Other" is used to report cases as disposed when they are: consolidated into a primary case, transferred or have a change of venue, disposed upon estreatment of a bond, etc.

County Civil ♦ Dispositions

COUNTY CIVIL JURY TRIAL RATES* by Circuit FY 2009-10

Circuit (Circuit Seat)	Disposed by Jury	Total Dispositions	Jury Trial Rates
First (Pensacola)	2	14,082	0.0%
Second (Tallahassee)	0	11,620	0.0%
Third (Lake City)	0	4,156	0.0%
Fourth (Jacksonville)	3	29,979	0.0%
Fifth (Tavares)	1	19,473	0.0%
Sixth (Clearwater)	1	33,814	0.0%
Seventh (Daytona Beach)	1	17,458	0.0%
Eighth (Gainesville)	2	7,935	0.0%
Ninth (Orlando)	2	46,340	0.0%
Tenth (Bartow)	2	16,438	0.0%
Eleventh (Miami)	66	79,719	0.1%
Twelfth (Sarasota)	1	12,316	0.0%
Thirteenth (Tampa)	0	35,686	0.0%
Fourteenth (Panama City)	3	5,556	0.1%
Fifteenth (West Palm Beach)	1	33,469	0.0%
Sixteenth (Key West)	0	1,652	0.0%
Seventeenth (Ft. Lauderdale)	31	63,920	0.0%
Eighteenth (Sanford)	0	16,947	0.0%
Nineteenth (Ft. Pierce)	0	17,625	0.0%
Twentieth (Ft. Myers)	3	24,045	0.0%
Total	119	492,230	0.0%

*These data do not include Civil Traffic Infractions.

The County Civil division also includes other statistics in the form of clearance rates and reopenings. **These data are provided by the 67 clerks of court. However, dispositions and special proceedings data are not audited for accuracy by the OSCA.**

Clearance Rate - The clearance rate is a useful measure of the responsiveness of a court to the demand for services, and is nationally recognized as a measure of court performance. The rate is determined by taking the total number of cases *disposed* divided by the total number of cases *filed* during a specific time period. If a court received 1,000 new cases a month and disposed of 900 cases within the same month, the clearance rate for that month would be 90%.

Reopening - A reopening occurs when a case that has previously been reported as disposed is resubmitted to the court through a motion or petition.

County Civil ♦ Other Statistics

COUNTY CIVIL CLEARANCE RATES
by Circuit
FY 2009-10

Circuit	Filings	Dispositions	Clearance Rates
1	37,686	30,106	79.9%
2	30,930	36,471	117.9%
3	13,336	14,760	110.7%
4	128,413	200,919	156.5%
5	52,549	51,647	98.3%
6	79,959	86,692	108.4%
7	54,316	69,756	128.4%
8	31,870	33,040	103.7%
9	139,446	128,289	92.0%
10	42,685	39,518	92.6%
11	588,862	868,273	147.4%
12	40,700	38,843	95.4%
13	154,398	222,403	144.0%
14	21,442	19,599	91.4%
15	230,665	220,574	95.6%
16	8,640	15,449	178.8%
17	306,332	383,147	125.1%
18	68,368	81,981	119.9%
19	39,768	48,250	121.3%
20	69,036	106,597	154.4%
Total	2,139,401	2,696,314	126.0%

COUNTY CIVIL SPECIAL PROCEEDINGS
by Circuit
FY 2009-10

Circuit	Reopenings
1	3,233
2	3,670
3	443
4	6,277
5	5,790
6	4,388
7	3,914
8	2,508
9	9,798
10	4,153
11	25,192
12	2,011
13	13,671
14	1,259
15	5,159
16	87
17	25,932
18	6,616
19	3,021
20	5,337
Total	132,459