

## Overall Statistics

Sections 26.031 and 34.022, Florida Statutes, specify the number of judges within each circuit and county. The following table reflects circuit and county judges authorized by the Florida Legislature for Fiscal Year 2010-11.

### CIRCUIT AND COUNTY COURT JUDGES by Circuit FY 2010-11

Circuit (Circuit Seat)	Circuit Judges	County Judges	Total
First (Pensacola)	24	11	35
Second (Tallahassee)	16	10	26
Third (Lake City)	7	7	14
Fourth (Jacksonville)	35	20	55
Fifth (Tavares)	31	11	42
Sixth (Clearwater)	45	24	69
Seventh (Daytona Beach)	27	15	42
Eighth (Gainesville)	13	10	23
Ninth (Orlando)	43	22	65
Tenth (Bartow)	28	12	40
Eleventh (Miami)	80	43	123
Twelfth (Sarasota)	21	10	31
Thirteenth (Tampa)	45	17	62
Fourteenth (Panama City)	11	9	20
Fifteenth (West Palm Beach)	35	19	54
Sixteenth (Key West)	4	4	8
Seventeenth (Ft. Lauderdale)	58	32	90
Eighteenth (Sanford)	26	17	43
Nineteenth (Ft. Pierce)	19	10	29
Twentieth (Ft. Myers)	31	19	50
<b>Total</b>	<b>599</b>	<b>322</b>	<b>921</b>

**CIRCUIT AND COUNTY COURT JUDGES\***  
**by Division and Circuit**  
 FY 2010-11

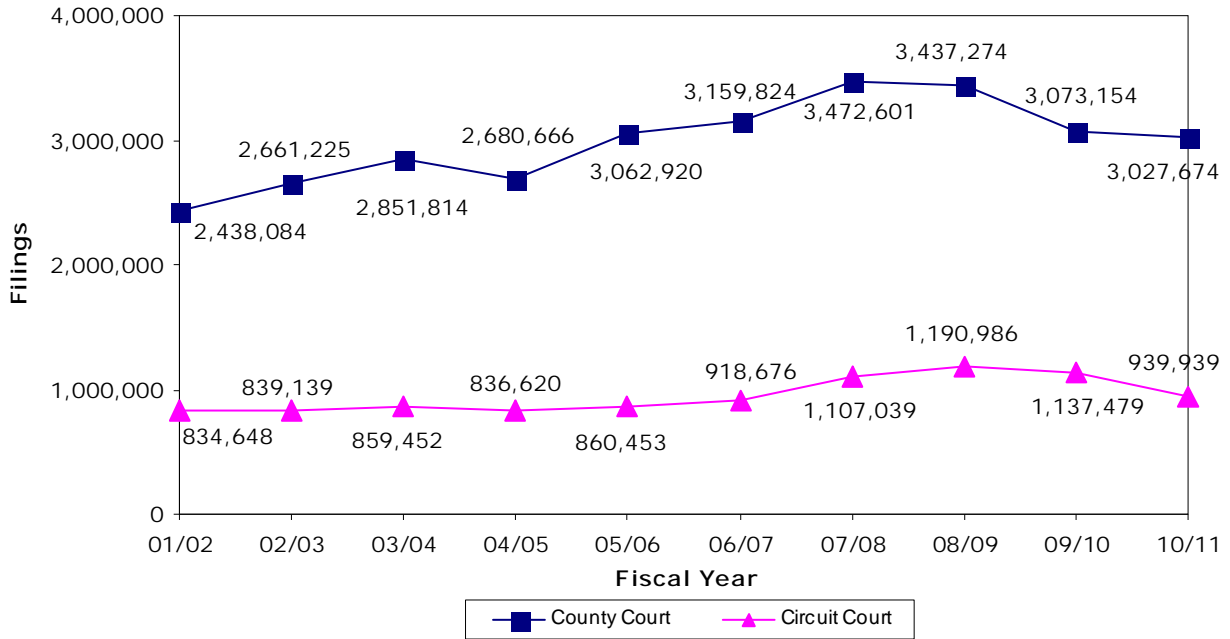
Circuit	Circuit Court						County Court				Total
	Administrative	Criminal	Civil	Family Court**	Probate	Total	Administrative	Criminal	Civil	Total	
1	0.4	7.6	5.2	9.8	1.0	24	0.0	8.0	3.0	11	35
2	0.6	5.4	4.2	5.2	0.7	16	0.4	6.1	3.5	10	26
3	0.3	2.1	1.9	2.5	0.2	7	0.0	4.3	2.7	7	14
4	1.5	9.0	9.0	13.4	2.1	35	0.2	12.9	6.9	20	55
5	0.0	8.9	6.7	13.5	2.0	31	0.0	6.0	5.0	11	42
6	0.8	12.8	11.5	17.0	3.0	45	0.0	16.1	7.9	24	69
7	0.5	8.2	5.9	10.0	2.4	27	0.1	8.7	6.2	15	42
8	0.7	4.3	3.1	4.3	0.7	13	0.2	6.2	3.7	10	23
9	1.0	15.0	10.5	15.0	1.5	43	0.3	17.0	4.8	22	65
10	0.6	9.0	6.5	10.4	1.6	28	0.1	8.1	3.8	12	40
11	2.5	26.5	24.5	22.5	4.0	80	1.8	23.2	18.1	43	123
12	0.8	6.8	4.5	7.3	1.7	21	0.0	6.7	3.3	10	31
13	1.6	14.6	11.4	16.0	1.5	45	0.2	8.7	8.2	17	62
14	0.4	2.9	2.9	4.4	0.3	11	0.0	4.5	4.5	9	20
15	1.0	8.0	12.0	11.2	2.8	35	0.0	10.4	8.6	19	54
16	0.1	1.0	1.3	1.4	0.3	4	0.0	2.9	1.1	4	8
17	1.0	19.0	16.0	19.0	3.0	58	0.0	19.5	12.5	32	90
18	0.6	10.0	3.5	11.1	0.8	26	0.0	12.6	4.4	17	43
19	0.3	7.3	4.0	6.7	0.6	19	0.0	5.7	4.3	10	29
20	0.9	9.0	7.3	11.1	2.7	31	0.2	12.6	6.2	19	50
<b>Total</b>	<b>15.5</b>	<b>187.2</b>	<b>151.8</b>	<b>211.7</b>	<b>32.8</b>	<b>599</b>	<b>3.3</b>	<b>200.2</b>	<b>118.5</b>	<b>322</b>	<b>921</b>

\* These data are reported annually by each circuit in the judgeship needs application.

\*\* Family Court includes Domestic Relations, Juvenile Delinquency, Juvenile Dependency, and Termination of Parental Rights.

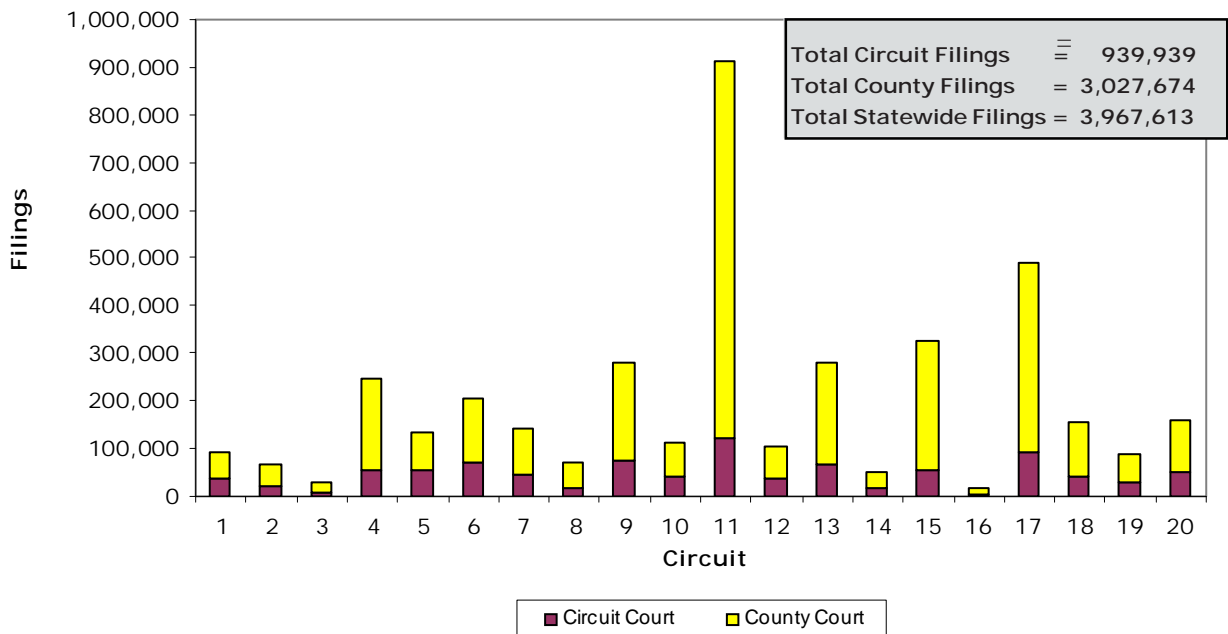
Overall Statistics ❖ Filings

**CIRCUIT AND COUNTY COURT FILINGS\***  
FY 2001-02 to FY 2010-11



\*For fiscal year 2006-07 through fiscal year 2010-11, the increase in circuit court filings is attributed to real property/mortgage foreclosure filings.

**CIRCUIT AND COUNTY COURT FILINGS**  
**by Circuit**  
FY 2010-11



**CIRCUIT AND COUNTY COURT FILINGS**  
**Statewide by Division and Month**  
 FY 2010-11

Division	Jul	Aug	Sep	Oct	Nov	Dec	Jan	Feb	Mar	Apr	May	Jun	Total
<b>A. Circuit Court</b>	<b>88,681</b>	<b>88,647</b>	<b>89,028</b>	<b>79,763</b>	<b>70,464</b>	<b>69,296</b>	<b>70,467</b>	<b>71,852</b>	<b>82,833</b>	<b>74,088</b>	<b>74,371</b>	<b>80,449</b>	<b>939,939</b>
1. Criminal	17,251	16,840	17,127	15,835	15,045	15,485	15,682	16,130	17,826	15,482	16,178	17,572	196,453
2. Civil	33,044	34,741	35,304	27,716	20,321	20,561	20,038	18,786	21,551	19,773	19,004	22,576	293,415
3. Family Court*	29,374	28,489	28,461	28,448	27,154	25,649	26,802	28,642	33,830	30,240	30,421	31,712	349,222
4. Probate	9,012	8,577	8,136	7,764	7,944	7,601	7,945	8,294	9,626	8,593	8,768	8,589	100,849
<b>B. County Court</b>	<b>255,772</b>	<b>260,916</b>	<b>255,722</b>	<b>254,197</b>	<b>245,198</b>	<b>216,949</b>	<b>244,829</b>	<b>249,172</b>	<b>279,879</b>	<b>249,172</b>	<b>265,571</b>	<b>250,297</b>	<b>3,027,674</b>
1. Criminal	78,195	78,940	76,668	76,500	70,548	64,449	70,977	70,768	80,293	72,913	76,612	72,029	888,892
2. Civil**	177,577	181,976	179,054	177,697	174,650	152,500	173,852	178,404	199,586	176,259	188,959	178,268	2,138,782
<b>Total</b>	<b>344,453</b>	<b>349,563</b>	<b>344,750</b>	<b>333,960</b>	<b>315,662</b>	<b>286,245</b>	<b>315,296</b>	<b>321,024</b>	<b>362,712</b>	<b>323,260</b>	<b>339,942</b>	<b>330,746</b>	<b>3,967,613</b>

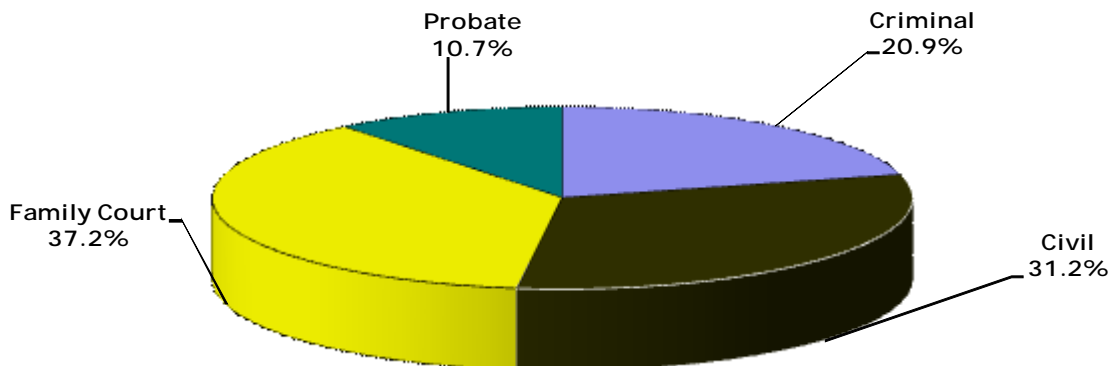
\* Family Court filings include Domestic Relations, Juvenile Delinquency, Juvenile Dependency, and Termination of Parental Rights.

\*\* These data do not include all Civil Traffic Infractions reported to the Department of Highway Safety and Motor Vehicles by the clerks of court. They only represent those Civil Traffic Infraction filings involving a judge or hearing officer.

Overall Statistics ❖ Filings

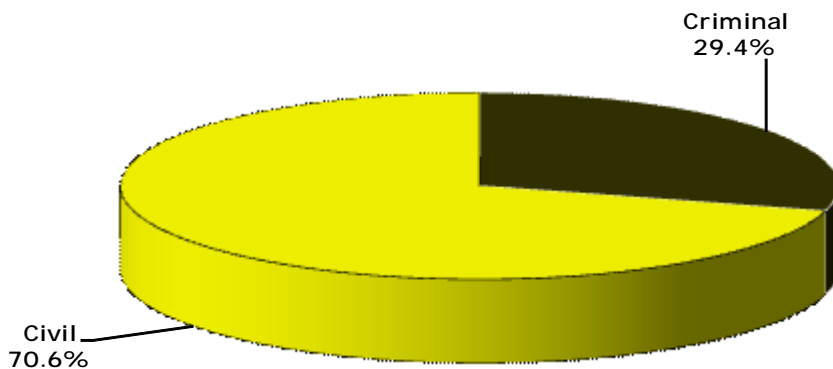
CIRCUIT COURT FILINGS

by Division  
FY 2010-11



COUNTY COURT FILINGS

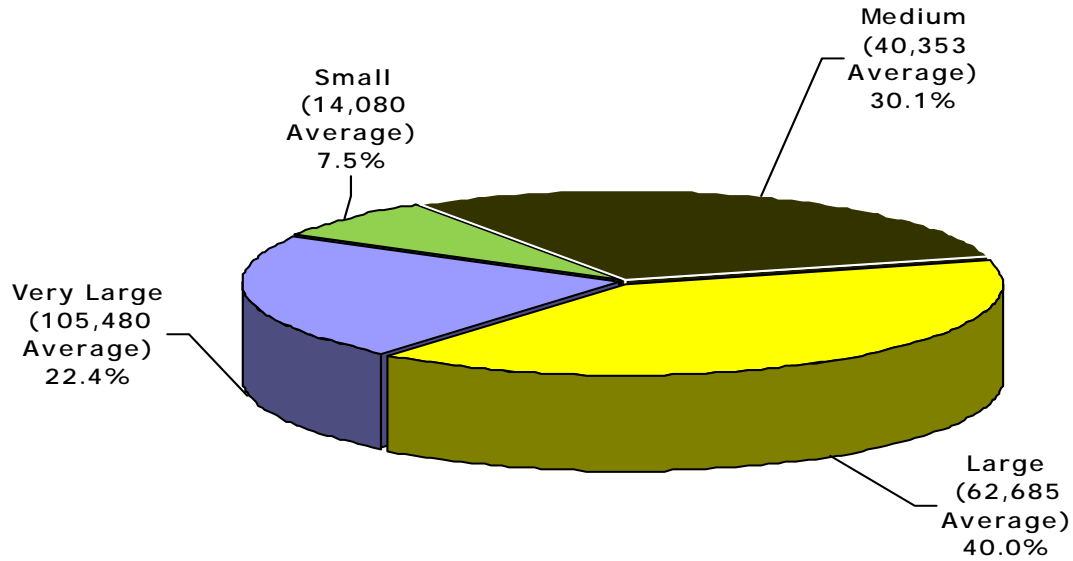
by Division  
FY 2010-11



2

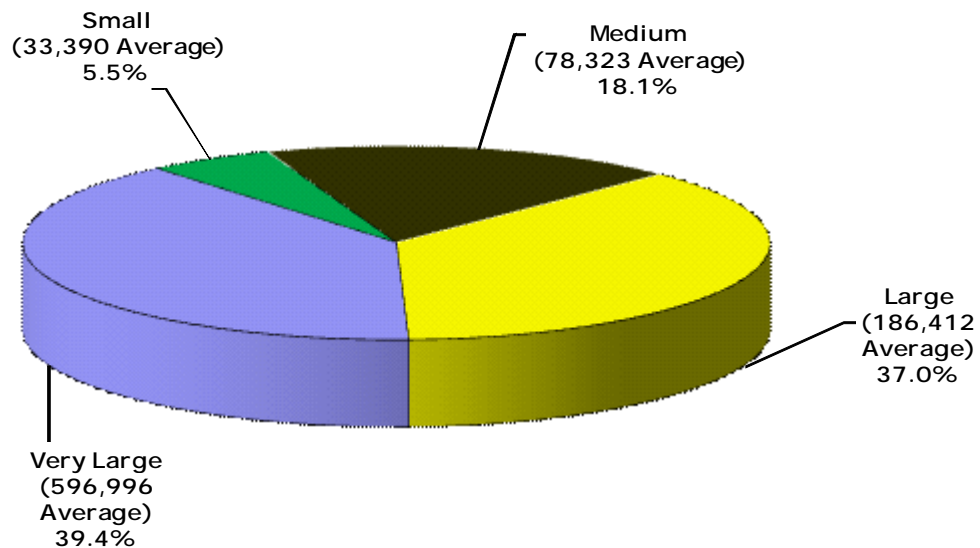
### CIRCUIT COURT FILINGS

by Circuit Size\*  
FY 2010-11



### COUNTY COURT FILINGS

by Circuit Size\*  
FY 2010-11



\*Small Circuits - 2nd, 3rd, 8th, 14th, 16th;  
 Medium Circuits - 1st, 5th, 7th, 10th, 12th, 18th, 19th;  
 Large Circuits - 4th, 6th, 9th, 13th, 15th, 20th;  
 Very Large Circuits - 11th, 17th (as defined in the Glossary).

## Overall Statistics ❖ Filings

**CIRCUIT AND COUNTY COURT FILINGS**  
by Division and Circuit/County  
FY 2010-11

Circuit/ County	Circuit Court					County Court			Total
	Criminal	Civil	Family Court*	Probate	Total	Criminal	Civil**	Total	
<b>Circuit 1</b>	<b>9,048</b>	<b>7,103</b>	<b>16,272</b>	<b>4,255</b>	<b>36,678</b>	<b>29,626</b>	<b>26,080</b>	<b>55,706</b>	<b>92,384</b>
Escambia	4,964	2,686	7,965	2,549	18,164	14,314	9,654	23,968	42,132
Okaloosa	2,128	1,913	4,213	939	9,193	7,422	8,452	15,874	25,067
Santa Rosa	1,355	1,290	2,981	493	6,119	5,472	5,030	10,502	16,621
Walton	601	1,214	1,113	274	3,202	2,418	2,944	5,362	8,564
<b>Circuit 2</b>	<b>4,787</b>	<b>5,060</b>	<b>7,291</b>	<b>3,077</b>	<b>20,215</b>	<b>14,841</b>	<b>31,489</b>	<b>46,330</b>	<b>66,545</b>
Franklin	211	245	335	71	862	903	915	1,818	2,680
Gadsden	605	403	881	486	2,375	2,262	5,681	7,943	10,318
Jefferson	249	120	226	69	664	507	1,647	2,154	2,818
Leon	3,276	3,860	4,960	2,302	14,398	9,996	21,508	31,504	45,902
Liberty	101	42	153	27	323	192	342	534	857
Wakulla	345	390	736	122	1,593	981	1,396	2,377	3,970
<b>Circuit 3</b>	<b>2,668</b>	<b>1,604</b>	<b>4,997</b>	<b>1,041</b>	<b>10,310</b>	<b>7,659</b>	<b>11,572</b>	<b>19,231</b>	<b>29,541</b>
Columbia	1,052	657	1,915	434	4,058	3,010	5,021	8,031	12,089
Dixie	194	119	390	102	805	544	891	1,435	2,240
Hamilton	170	121	352	54	697	630	809	1,439	2,136
Lafayette	68	53	189	37	347	187	240	427	774
Madison	265	160	370	114	909	996	1,830	2,826	3,735
Suwannee	586	340	1,295	195	2,416	1,159	1,385	2,544	4,960
Taylor	333	154	486	105	1,078	1,133	1,396	2,529	3,607
<b>Circuit 4</b>	<b>11,900</b>	<b>14,929</b>	<b>23,967</b>	<b>4,803</b>	<b>55,599</b>	<b>60,536</b>	<b>129,985</b>	<b>190,521</b>	<b>246,120</b>
Clay	1,374	2,128	3,665	587	7,754	7,048	10,883	17,931	25,685
Duval	9,797	11,994	18,915	3,946	44,652	50,727	116,263	166,990	211,642
Nassau	729	807	1,387	270	3,193	2,761	2,839	5,600	8,793

**CIRCUIT AND COUNTY COURT FILINGS, Continued**  
**by Division and Circuit/County**  
 FY 2010-11

Circuit/ County	Circuit Court					County Court			Total
	Criminal	Civil	Family Court*	Probate	Total	Criminal	Civil**	Total	
<b>Circuit 5</b>	<b>10,991</b>	<b>15,223</b>	<b>19,853</b>	<b>7,037</b>	<b>53,104</b>	<b>30,961</b>	<b>47,798</b>	<b>78,759</b>	<b>131,863</b>
Citrus	1,049	2,626	3,427	1,599	8,701	4,482	6,425	10,907	19,608
Hernando	2,306	2,867	3,559	1,820	10,552	4,936	10,743	15,679	26,231
Lake	2,921	3,901	4,917	1,485	13,224	9,075	17,135	26,210	39,434
Marion	4,020	4,168	7,056	1,781	17,025	10,419	11,146	21,565	38,590
Sumter	695	1,661	894	352	3,602	2,049	2,349	4,398	8,000
<b>Circuit 6</b>	<b>18,371</b>	<b>20,101</b>	<b>23,366</b>	<b>8,291</b>	<b>70,129</b>	<b>61,991</b>	<b>73,058</b>	<b>135,049</b>	<b>205,178</b>
Pasco	4,716	6,893	7,716	2,664	21,989	16,202	21,739	37,941	59,930
Pinellas	13,655	13,208	15,650	5,627	48,140	45,789	51,319	97,108	145,248
<b>Circuit 7</b>	<b>10,237</b>	<b>12,647</b>	<b>16,580</b>	<b>5,268</b>	<b>44,732</b>	<b>48,841</b>	<b>50,398</b>	<b>99,239</b>	<b>143,971</b>
Flagler	937	1,396	2,084	565	4,982	4,257	3,783	8,040	13,022
Putnam	1,292	650	1,977	348	4,267	3,735	2,518	6,253	10,520
St. Johns	1,481	2,385	2,937	751	7,554	5,620	10,024	15,644	23,198
Volusia	6,527	8,216	9,582	3,604	27,929	35,229	34,073	69,302	97,231
<b>Circuit 8</b>	<b>4,762</b>	<b>3,105</b>	<b>8,252</b>	<b>2,118</b>	<b>18,237</b>	<b>21,106</b>	<b>31,166</b>	<b>52,272</b>	<b>70,509</b>
Alachua	2,862	1,928	5,093	1,526	11,409	15,584	22,572	38,156	49,565
Baker	454	207	688	145	1,494	1,293	2,461	3,754	5,248
Bradford	484	245	627	99	1,455	1,389	3,330	4,719	6,174
Gilchrist	122	131	428	63	744	532	507	1,039	1,783
Levy	633	488	1,066	192	2,379	1,936	1,806	3,742	6,121
Union	207	106	350	93	756	372	490	862	1,618
<b>Circuit 9</b>	<b>17,353</b>	<b>24,185</b>	<b>30,111</b>	<b>4,921</b>	<b>76,570</b>	<b>60,341</b>	<b>142,745</b>	<b>203,086</b>	<b>279,656</b>
Orange	14,208	19,115	22,919	3,967	60,209	48,354	118,158	166,512	226,721
Osceola	3,145	5,070	7,192	954	16,361	11,987	24,587	36,574	52,935



## Overall Statistics ❖ Filings

**CIRCUIT AND COUNTY COURT FILINGS, Continued**  
**by Division and Circuit/County**  
 FY 2010-11

Circuit/ County	Circuit Court					County Court			Total
	Criminal	Civil	Family Court*	Probate	Total	Criminal	Civil**	Total	
<b>Circuit 10</b>	<b>10,182</b>	<b>8,445</b>	<b>18,034</b>	<b>4,467</b>	<b>41,128</b>	<b>36,339</b>	<b>36,135</b>	<b>72,474</b>	<b>113,602</b>
Hardee	325	232	586	96	1,239	2,041	917	2,958	4,197
Highlands	993	1,329	1,964	940	5,226	2,938	3,064	6,002	11,228
Polk	8,864	6,884	15,484	3,431	34,663	31,360	32,154	63,514	98,177
<b>Circuit 11</b>	<b>21,074</b>	<b>48,746</b>	<b>40,681</b>	<b>10,335</b>	<b>120,836</b>	<b>132,393</b>	<b>660,792</b>	<b>793,185</b>	<b>914,021</b>
Miami-Dade	21,074	48,746	40,681	10,335	120,836	132,393	660,792	793,185	914,021
<b>Circuit 12</b>	<b>6,420</b>	<b>10,145</b>	<b>13,479</b>	<b>5,990</b>	<b>36,034</b>	<b>27,627</b>	<b>40,836</b>	<b>68,463</b>	<b>104,497</b>
Desoto	489	235	757	101	1,582	1,508	1,330	2,838	4,420
Manatee	2,607	4,275	6,216	1,630	14,728	13,063	14,402	27,465	42,193
Sarasota	3,324	5,635	6,506	4,259	19,724	13,056	25,104	38,160	57,884
<b>Circuit 13</b>	<b>13,197</b>	<b>18,993</b>	<b>27,429</b>	<b>5,784</b>	<b>65,403</b>	<b>68,205</b>	<b>144,943</b>	<b>213,148</b>	<b>278,551</b>
Hillsborough	13,197	18,993	27,429	5,784	65,403	68,205	144,943	213,148	278,551
<b>Circuit 14</b>	<b>4,680</b>	<b>3,478</b>	<b>7,014</b>	<b>1,681</b>	<b>16,853</b>	<b>17,641</b>	<b>17,512</b>	<b>35,153</b>	<b>52,006</b>
Bay	2,987	2,262	4,156	1,036	10,441	13,188	11,311	24,499	34,940
Calhoun	194	96	372	65	727	511	758	1,269	1,996
Gulf	187	324	290	75	876	446	315	761	1,637
Holmes	308	126	459	87	980	797	831	1,628	2,608
Jackson	606	392	1,200	299	2,497	2,067	3,305	5,372	7,869
Washington	398	278	537	119	1,332	632	992	1,624	2,956
<b>Circuit 15</b>	<b>8,800</b>	<b>23,008</b>	<b>16,855</b>	<b>7,525</b>	<b>56,188</b>	<b>76,050</b>	<b>192,359</b>	<b>268,409</b>	<b>324,597</b>
Palm Beach	8,800	23,008	16,855	7,525	56,188	76,050	192,359	268,409	324,597
<b>Circuit 16</b>	<b>1,421</b>	<b>1,328</b>	<b>1,586</b>	<b>449</b>	<b>4,784</b>	<b>4,516</b>	<b>9,450</b>	<b>13,966</b>	<b>18,750</b>
Monroe	1,421	1,328	1,586	449	4,784	4,516	9,450	13,966	18,750

**CIRCUIT AND COUNTY COURT FILINGS, Continued**  
**by Division and Circuit/County**  
 FY 2010-11

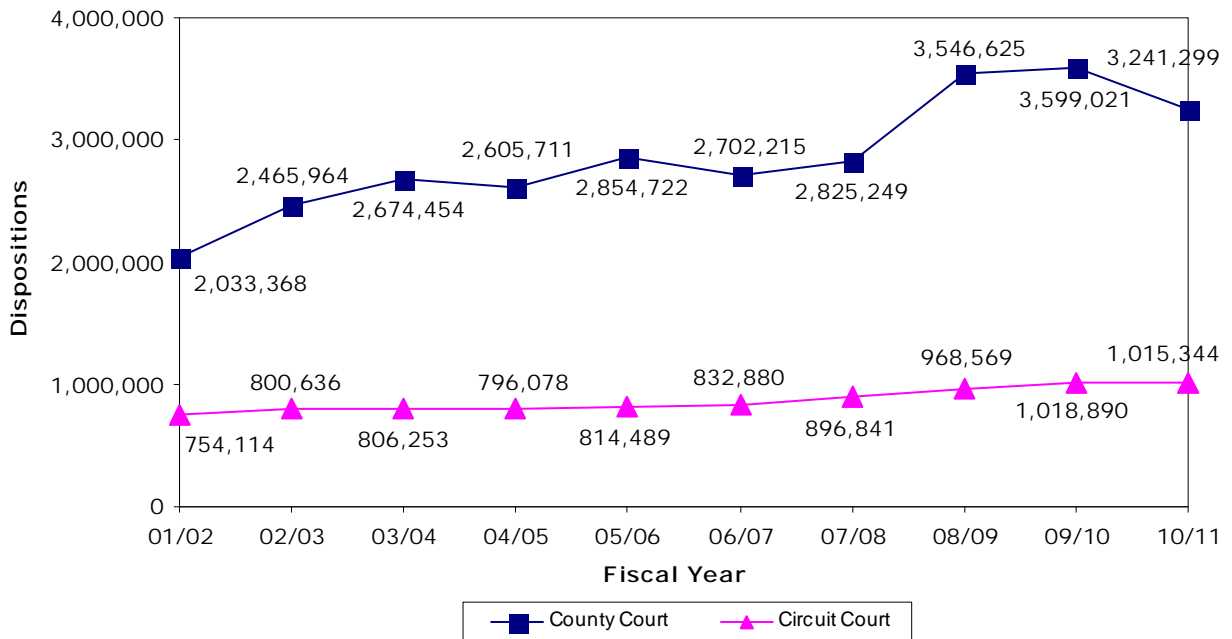
2

Circuit/ County	Circuit Court					County Court			Total
	Criminal	Civil	Family Court*	Probate	Total	Criminal	Civil**	Total	
<b>Circuit 17</b>	<b>16,216</b>	<b>35,462</b>	<b>29,996</b>	<b>8,449</b>	<b>90,123</b>	<b>75,008</b>	<b>325,798</b>	<b>400,806</b>	<b>490,929</b>
Broward	16,216	35,462	29,996	8,449	90,123	75,008	325,798	400,806	490,929
<b>Circuit 18</b>	<b>8,987</b>	<b>12,532</b>	<b>15,749</b>	<b>4,714</b>	<b>41,982</b>	<b>45,074</b>	<b>69,189</b>	<b>114,263</b>	<b>156,245</b>
Brevard	5,537	6,775	9,125	2,720	24,157	26,881	31,842	58,723	82,880
Seminole	3,450	5,757	6,624	1,994	17,825	18,193	37,347	55,540	73,365
<b>Circuit 19</b>	<b>5,855</b>	<b>8,593</b>	<b>10,208</b>	<b>4,159</b>	<b>28,815</b>	<b>22,725</b>	<b>36,629</b>	<b>59,354</b>	<b>88,169</b>
Indian River	1,270	1,650	2,060	956	5,936	3,735	6,599	10,334	16,270
Martin	1,200	2,292	2,049	801	6,342	7,802	9,775	17,577	23,919
Okeechobee	621	446	981	162	2,210	2,032	1,386	3,418	5,628
St. Lucie	2,764	4,205	5,118	2,240	14,327	9,156	18,869	28,025	42,352
<b>Circuit 20</b>	<b>9,504</b>	<b>18,728</b>	<b>17,502</b>	<b>6,485</b>	<b>52,219</b>	<b>47,412</b>	<b>60,848</b>	<b>108,260</b>	<b>160,479</b>
Charlotte	1,796	2,437	2,995	1,770	8,998	5,406	6,939	12,345	21,343
Collier	1,509	5,063	3,986	1,754	12,312	10,160	15,734	25,894	38,206
Glades	204	98	242	26	570	633	1,294	1,927	2,497
Hendry	609	443	885	123	2,060	3,250	2,259	5,509	7,569
Lee	5,386	10,687	9,394	2,812	28,279	27,963	34,622	62,585	90,864
<b>State Total</b>	<b>196,453</b>	<b>293,415</b>	<b>349,222</b>	<b>100,849</b>	<b>939,939</b>	<b>888,892</b>	<b>2,138,782</b>	<b>3,027,674</b>	<b>3,967,613</b>

\* Family Court filings include Domestic Relations, Juvenile Delinquency, Juvenile Dependency, and Termination of Parental Rights.  
 \*\* These data do not include all Civil Traffic Infractions reported to the Department of Highway Safety and Motor Vehicles by the clerks of court. They only represent those Civil Traffic Infraction filings involving a judge or hearing officer.

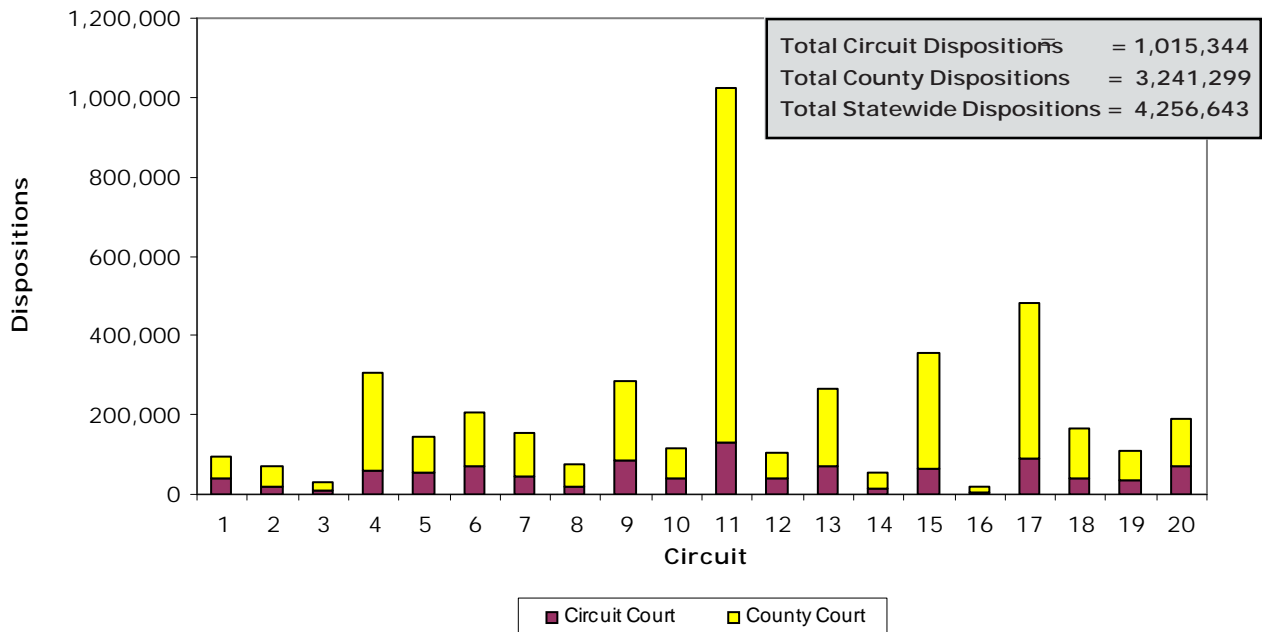
Overall Statistics ❖ Dispositions

**CIRCUIT AND COUNTY COURT DISPOSITIONS\***  
FY 2001-02 to FY 2010-11



\*For fiscal year 2008-09, the increase in county court dispositions is attributed to a refinement in the methodology used to calculate civil traffic infraction activity. Termination of Parental Rights dispositions are included for fiscal year 2010-11. The reporting of these dispositions began in January 2010.

**CIRCUIT AND COUNTY COURT DISPOSITIONS**  
**by Circuit**  
FY 2010-11



**CIRCUIT AND COUNTY COURT DISPOSITIONS**  
**Statewide by Division and Month**  
**FY 2010-11**

2

Division	Jul	Aug	Sep	Oct	Nov	Dec	Jan	Feb	Mar	Apr	May	Jun	Total
<b>A. Circuit Court</b>	<b>91,051</b>	<b>98,864</b>	<b>91,626</b>	<b>85,045</b>	<b>76,297</b>	<b>71,172</b>	<b>78,217</b>	<b>74,003</b>	<b>88,656</b>	<b>83,082</b>	<b>85,319</b>	<b>92,012</b>	<b>1,015,344</b>
1. Criminal	15,465	17,991	16,403	16,095	15,842	13,003	16,491	15,750	18,111	15,857	15,642	18,675	195,325
2. Civil	37,727	42,455	37,942	33,033	26,140	25,027	28,640	24,813	31,597	32,347	31,056	34,055	384,832
3. Family Court*	29,258	29,437	28,444	27,628	26,624	25,473	25,717	26,454	30,259	27,439	30,447	30,956	338,136
4. Probate	8,601	8,981	8,837	8,289	7,691	7,669	7,369	6,986	8,689	7,439	8,174	8,326	97,051
<b>B. County Court</b>	<b>277,517</b>	<b>284,122</b>	<b>285,283</b>	<b>276,681</b>	<b>250,453</b>	<b>244,270</b>	<b>266,931</b>	<b>261,406</b>	<b>292,340</b>	<b>257,656</b>	<b>258,869</b>	<b>285,771</b>	<b>3,241,299</b>
1. Criminal	71,146	74,725	74,254	69,680	66,500	61,048	69,313	67,649	79,228	67,850	70,170	80,266	851,829
2. Civil**	206,371	209,397	211,029	207,001	183,953	183,222	197,618	193,757	213,112	189,806	188,699	205,505	2,389,470
<b>Total</b>	<b>368,568</b>	<b>382,986</b>	<b>376,909</b>	<b>361,726</b>	<b>326,750</b>	<b>315,442</b>	<b>345,148</b>	<b>335,409</b>	<b>380,996</b>	<b>340,738</b>	<b>344,188</b>	<b>377,783</b>	<b>4,256,643</b>

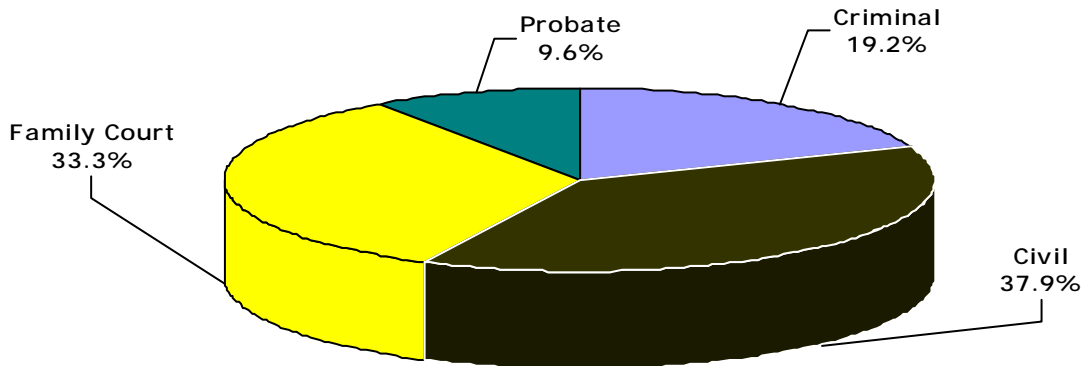
\*Family Court dispositions include Domestic Relations, Juvenile Delinquency, Juvenile Dependency, and Termination of Parental Rights. The reporting of Termination of Parental Rights dispositions began in January 2010.

\*\*These data do not include all Civil Traffic Infractions reported to the Department of Highway Safety and Motor Vehicles by the clerks of court. They only represent those Civil Traffic Infraction dispositions involving a judge or hearing officer.

Overall Statistics ♦ Dispositions

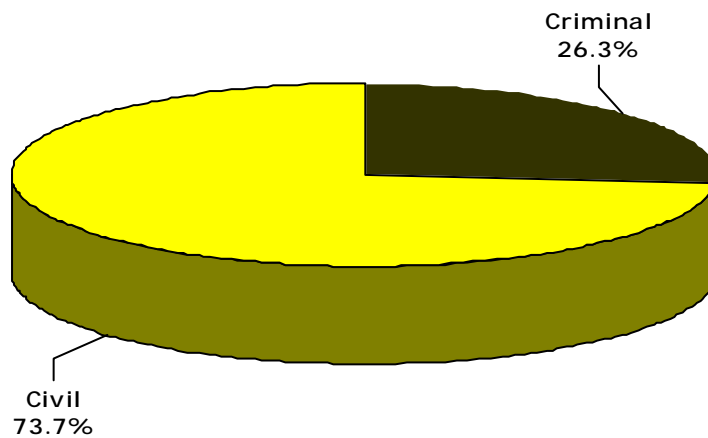
CIRCUIT COURT DISPOSITIONS

by Division  
FY 2010-11



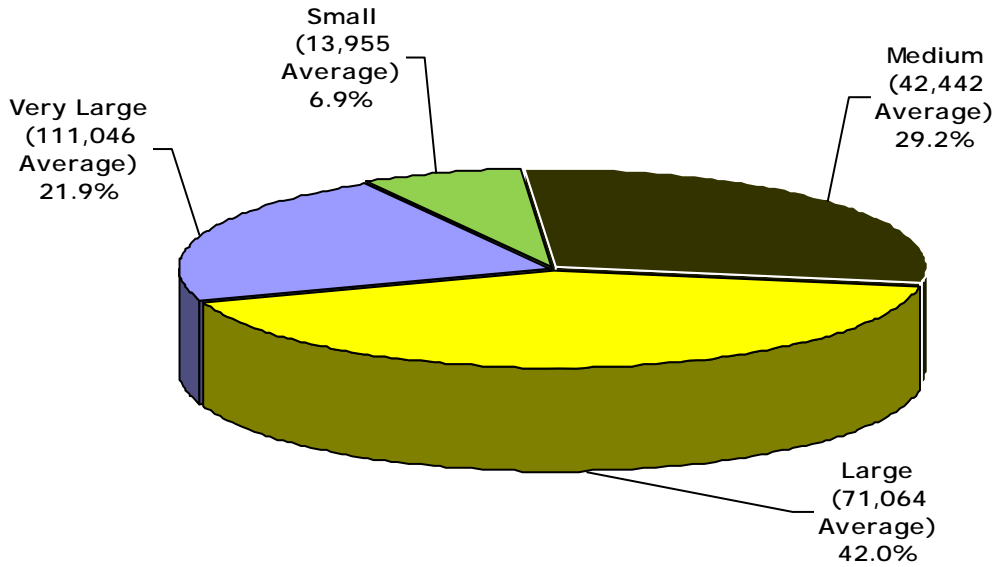
COUNTY COURT DISPOSITIONS

by Division  
FY 2010-11

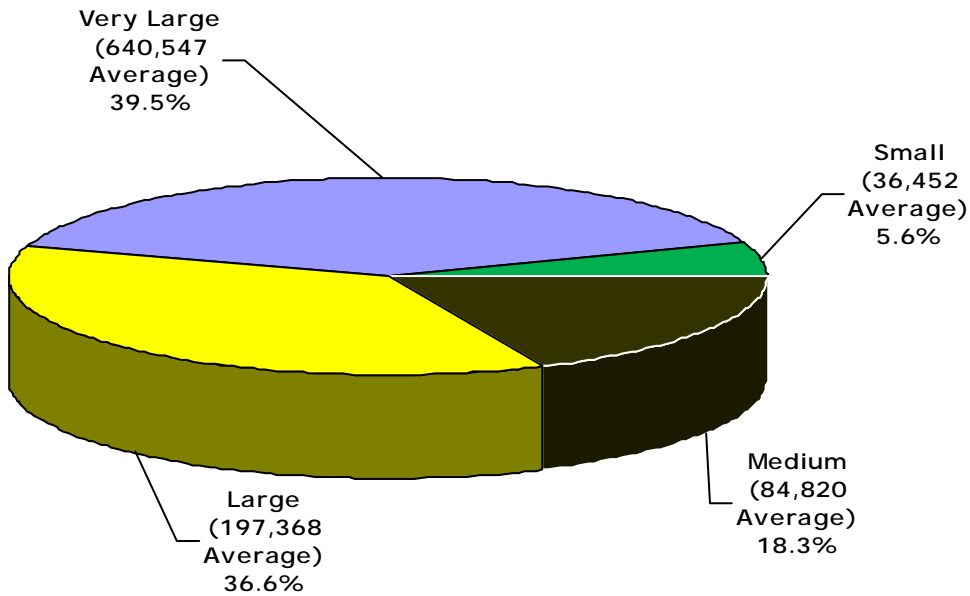


2

**CIRCUIT COURT DISPOSITIONS**  
by Circuit Size\*  
FY 2010-11



**COUNTY COURT DISPOSITIONS**  
by Circuit Size\*  
FY 2010-11



\*Small Circuits - 2nd, 3rd, 8th, 14th, 16th;  
Medium Circuits - 1st, 5th, 7th, 10th, 12th, 18th, 19th;  
Large Circuits - 4th, 6th, 9th, 13th, 15th, 20th;  
Very Large Circuits - 11th, 17th (as defined in the Glossary).

## Overall Statistics ❖ Dispositions

**CIRCUIT AND COUNTY COURT DISPOSITIONS**  
by Division and Circuit/County  
FY 2010-11

Circuit/ County	Circuit Court					County Court			Total
	Criminal	Civil	Family Court*	Probate	Total	Criminal	Civil**	Total	
<b>Circuit 1</b>	<b>9,460</b>	<b>10,107</b>	<b>15,954</b>	<b>3,916</b>	<b>39,437</b>	<b>28,805</b>	<b>27,255</b>	<b>56,060</b>	<b>95,497</b>
Escambia	5,103	3,766	7,844	2,608	19,321	13,550	10,217	23,767	43,088
Okaloosa	2,287	2,742	4,142	623	9,794	7,701	8,342	16,043	25,837
Santa Rosa	1,373	1,573	2,902	471	6,319	5,171	5,218	10,389	16,708
Walton	697	2,026	1,066	214	4,003	2,383	3,478	5,861	9,864
<b>Circuit 2</b>	<b>4,725</b>	<b>5,444</b>	<b>6,222</b>	<b>2,641</b>	<b>19,032</b>	<b>14,411</b>	<b>36,331</b>	<b>50,742</b>	<b>69,774</b>
Franklin	233	314	247	6	800	738	1,040	1,778	2,578
Gadsden	610	449	772	444	2,275	2,110	9,337	11,447	13,722
Jefferson	237	54	156	36	483	463	1,947	2,410	2,893
Leon	3,245	4,179	4,220	2,105	13,749	9,875	21,765	31,640	45,389
Liberty	116	77	134	15	342	204	520	724	1,066
Wakulla	284	371	693	35	1,383	1,021	1,722	2,743	4,126
<b>Circuit 3</b>	<b>2,627</b>	<b>1,659</b>	<b>4,828</b>	<b>1,084</b>	<b>10,198</b>	<b>7,376</b>	<b>14,183</b>	<b>21,559</b>	<b>31,757</b>
Columbia	1,034	824	1,914	395	4,167	3,016	5,375	8,391	12,558
Dixie	165	56	271	168	660	596	1,055	1,651	2,311
Hamilton	128	68	313	31	540	465	707	1,172	1,712
Lafayette	45	54	159	78	336	169	285	454	790
Madison	264	148	383	156	951	880	2,259	3,139	4,090
Suwannee	614	393	1,352	181	2,540	1,080	2,775	3,855	6,395
Taylor	377	116	436	75	1,004	1,170	1,727	2,897	3,901
<b>Circuit 4</b>	<b>13,347</b>	<b>17,718</b>	<b>24,174</b>	<b>4,737</b>	<b>59,976</b>	<b>71,420</b>	<b>174,081</b>	<b>245,501</b>	<b>305,477</b>
Clay	1,302	2,782	3,633	557	8,274	7,134	19,270	26,404	34,678
Duval	11,080	14,061	19,185	3,953	48,279	61,104	150,532	211,636	259,915
Nassau	965	875	1,356	227	3,423	3,182	4,279	7,461	10,884

**CIRCUIT AND COUNTY COURT DISPOSITIONS, Continued**  
**by Division and Circuit/County**  
 FY 2010-11

Circuit/ County	Circuit Court					County Court			Total
	Criminal	Civil	Family Court*	Probate	Total	Criminal	Civil**	Total	
<b>Circuit 5</b>	<b>11,321</b>	<b>18,343</b>	<b>19,946</b>	<b>7,013</b>	<b>56,623</b>	<b>28,359</b>	<b>59,385</b>	<b>87,744</b>	<b>144,367</b>
Citrus	1,140	2,595	3,203	1,538	8,476	3,434	8,339	11,773	20,249
Hernando	2,448	3,760	3,752	1,798	11,758	4,858	11,409	16,267	28,025
Lake	3,193	4,918	4,831	1,557	14,499	8,263	19,375	27,638	42,137
Marion	3,788	5,365	7,273	1,762	18,188	9,791	17,781	27,572	45,760
Sumter	752	1,705	887	358	3,702	2,013	2,481	4,494	8,196
<b>Circuit 6</b>	<b>17,806</b>	<b>24,086</b>	<b>21,411</b>	<b>8,251</b>	<b>71,554</b>	<b>56,340</b>	<b>76,994</b>	<b>133,334</b>	<b>204,888</b>
Pasco	4,462	8,078	6,519	2,762	21,821	15,338	24,243	39,581	61,402
Pinellas	13,344	16,008	14,892	5,489	49,733	41,002	52,751	93,753	143,486
<b>Circuit 7</b>	<b>10,056</b>	<b>13,482</b>	<b>16,311</b>	<b>5,222</b>	<b>45,071</b>	<b>49,144</b>	<b>63,665</b>	<b>112,809</b>	<b>157,880</b>
Flagler	890	1,717	1,760	414	4,781	4,011	4,204	8,215	12,996
Putnam	1,429	632	2,420	561	5,042	3,882	3,352	7,234	12,276
St. Johns	1,336	2,404	2,729	644	7,113	5,975	10,725	16,700	23,813
Volusia	6,401	8,729	9,402	3,603	28,135	35,276	45,384	80,660	108,795
<b>Circuit 8</b>	<b>4,392</b>	<b>4,240</b>	<b>8,075</b>	<b>2,051</b>	<b>18,758</b>	<b>20,698</b>	<b>34,345</b>	<b>55,043</b>	<b>73,801</b>
Alachua	2,708	2,889	5,058	1,465	12,120	15,579	23,613	39,192	51,312
Baker	442	293	618	141	1,494	1,225	2,420	3,645	5,139
Bradford	379	322	641	93	1,435	1,253	2,871	4,124	5,559
Gilchrist	125	111	404	36	676	493	560	1,053	1,729
Levy	614	492	995	216	2,317	1,805	4,179	5,984	8,301
Union	124	133	359	100	716	343	702	1,045	1,761
<b>Circuit 9</b>	<b>15,767</b>	<b>32,952</b>	<b>29,193</b>	<b>5,189</b>	<b>83,101</b>	<b>56,251</b>	<b>144,681</b>	<b>200,932</b>	<b>284,033</b>
Orange	12,198	24,494	21,842	4,310	62,844	45,314	119,451	164,765	227,609
Osceola	3,569	8,458	7,351	879	20,257	10,937	25,230	36,167	56,424



## Overall Statistics ❖ Dispositions

**CIRCUIT AND COUNTY COURT DISPOSITIONS, Continued**  
**by Division and Circuit/County**  
 FY 2010-11

Circuit/ County	Circuit Court					County Court			Total
	Criminal	Civil	Family Court*	Probate	Total	Criminal	Civil**	Total	
<b>Circuit 10</b>	<b>7,767</b>	<b>11,092</b>	<b>17,718</b>	<b>4,554</b>	<b>41,131</b>	<b>36,547</b>	<b>36,272</b>	<b>72,819</b>	<b>113,950</b>
Hardee	329	225	583	87	1,224	2,002	953	2,955	4,179
Highlands	928	1,439	2,064	918	5,349	3,068	2,949	6,017	11,366
Polk	6,510	9,428	15,071	3,549	34,558	31,477	32,370	63,847	98,405
<b>Circuit 11</b>	<b>22,528</b>	<b>61,643</b>	<b>36,566</b>	<b>9,648</b>	<b>130,385</b>	<b>123,721</b>	<b>769,549</b>	<b>893,270</b>	<b>1,023,655</b>
Miami-Dade	22,528	61,643	36,566	9,648	130,385	123,721	769,549	893,270	1,023,655
<b>Circuit 12</b>	<b>6,214</b>	<b>15,454</b>	<b>12,167</b>	<b>6,020</b>	<b>39,855</b>	<b>24,749</b>	<b>39,435</b>	<b>64,184</b>	<b>104,039</b>
Desoto	398	202	801	95	1,496	1,241	1,279	2,520	4,016
Manatee	2,547	6,358	5,063	1,619	15,587	11,998	13,290	25,288	40,875
Sarasota	3,269	8,894	6,303	4,306	22,772	11,510	24,866	36,376	59,148
<b>Circuit 13</b>	<b>16,230</b>	<b>20,433</b>	<b>29,660</b>	<b>5,962</b>	<b>72,285</b>	<b>65,389</b>	<b>130,025</b>	<b>195,414</b>	<b>267,699</b>
Hillsborough	16,230	20,433	29,660	5,962	72,285	65,389	130,025	195,414	267,699
<b>Circuit 14</b>	<b>5,133</b>	<b>4,015</b>	<b>6,364</b>	<b>1,524</b>	<b>17,036</b>	<b>20,185</b>	<b>17,525</b>	<b>37,710</b>	<b>54,746</b>
Bay	3,403	2,668	3,658	977	10,706	16,037	10,105	26,142	36,848
Calhoun	166	205	412	44	827	440	1,624	2,064	2,891
Gulf	222	353	263	81	919	482	446	928	1,847
Holmes	352	154	479	79	1,064	675	825	1,500	2,564
Jackson	620	299	1,084	261	2,264	1,875	3,451	5,326	7,590
Washington	370	336	468	82	1,256	676	1,074	1,750	3,006
<b>Circuit 15</b>	<b>8,718</b>	<b>35,853</b>	<b>16,115</b>	<b>7,014</b>	<b>67,700</b>	<b>68,008</b>	<b>221,010</b>	<b>289,018</b>	<b>356,718</b>
Palm Beach	8,718	35,853	16,115	7,014	67,700	68,008	221,010	289,018	356,718
<b>Circuit 16</b>	<b>925</b>	<b>1,858</b>	<b>1,573</b>	<b>393</b>	<b>4,749</b>	<b>3,172</b>	<b>14,034</b>	<b>17,206</b>	<b>21,955</b>
Monroe	925	1,858	1,573	393	4,749	3,172	14,034	17,206	21,955

**CIRCUIT AND COUNTY COURT DISPOSITIONS, Continued**  
**by Division and Circuit/County**  
 FY 2010-11

Circuit/ County	Circuit Court					County Court			Total
	Criminal	Civil	Family Court*	Probate	Total	Criminal	Civil**	Total	
<b>Circuit 17</b>	<b>15,384</b>	<b>40,878</b>	<b>28,913</b>	<b>6,531</b>	<b>91,706</b>	<b>64,839</b>	<b>322,984</b>	<b>387,823</b>	<b>479,529</b>
Broward	15,384	40,878	28,913	6,531	91,706	64,839	322,984	387,823	479,529
<b>Circuit 18</b>	<b>8,396</b>	<b>12,846</b>	<b>15,376</b>	<b>4,125</b>	<b>40,743</b>	<b>43,710</b>	<b>82,005</b>	<b>125,715</b>	<b>166,458</b>
Brevard	5,010	6,504	8,776	2,209	22,499	26,332	33,882	60,214	82,713
Seminole	3,386	6,342	6,600	1,916	18,244	17,378	48,123	65,501	83,745
<b>Circuit 19</b>	<b>5,301</b>	<b>13,786</b>	<b>10,662</b>	<b>4,486</b>	<b>34,235</b>	<b>21,866</b>	<b>52,543</b>	<b>74,409</b>	<b>108,644</b>
Indian River	1,373	3,045	2,616	843	7,877	3,322	6,424	9,746	17,623
Martin	1,316	3,491	1,845	1,347	7,999	8,192	11,088	19,280	27,279
Okeechobee	615	457	742	140	1,954	2,024	1,217	3,241	5,195
St. Lucie	1,997	6,793	5,459	2,156	16,405	8,328	33,814	42,142	58,547
<b>Circuit 20</b>	<b>9,228</b>	<b>38,943</b>	<b>16,908</b>	<b>6,690</b>	<b>71,769</b>	<b>46,839</b>	<b>73,168</b>	<b>120,007</b>	<b>191,776</b>
Charlotte	2,225	4,677	3,106	1,680	11,688	5,503	7,050	12,553	24,241
Collier	1,705	7,435	3,695	1,952	14,787	10,029	18,426	28,455	43,242
Glades	161	97	175	26	459	595	1,701	2,296	2,755
Hendry	461	285	637	125	1,508	2,921	2,754	5,675	7,183
Lee	4,676	26,449	9,295	2,907	43,327	27,791	43,237	71,028	114,355
<b>State Total</b>	<b>195,325</b>	<b>384,832</b>	<b>338,136</b>	<b>97,051</b>	<b>1,015,344</b>	<b>851,829</b>	<b>2,389,470</b>	<b>3,241,299</b>	<b>4,256,643</b>

\*Family Court dispositions include Domestic Relations, Juvenile Delinquency, Juvenile Dependency, and Termination of Parental Rights. The reporting of Termination of Parental Rights dispositions began in January 2010.

\*\*These data do not include all Civil Traffic Infractions reported to the Department of Highway Safety and Motor Vehicles by the clerks of court. They only represent those Civil Traffic Infraction dispositions involving a judge or hearing officer.