

Circuit Civil ♦ Overview

The Circuit Civil division includes the following four categories of civil cases: professional malpractice and product liability, auto and other negligence, contracts, and other circuit civil. Within these categories are the following case types:

Professional Malpractice and Product Liability - business, medical, and other professional malpractice, and product liability

Auto and Other Negligence - auto negligence and other negligence (examples of other negligence include: business governance, business torts, environmental/toxic tort, and other similar events)

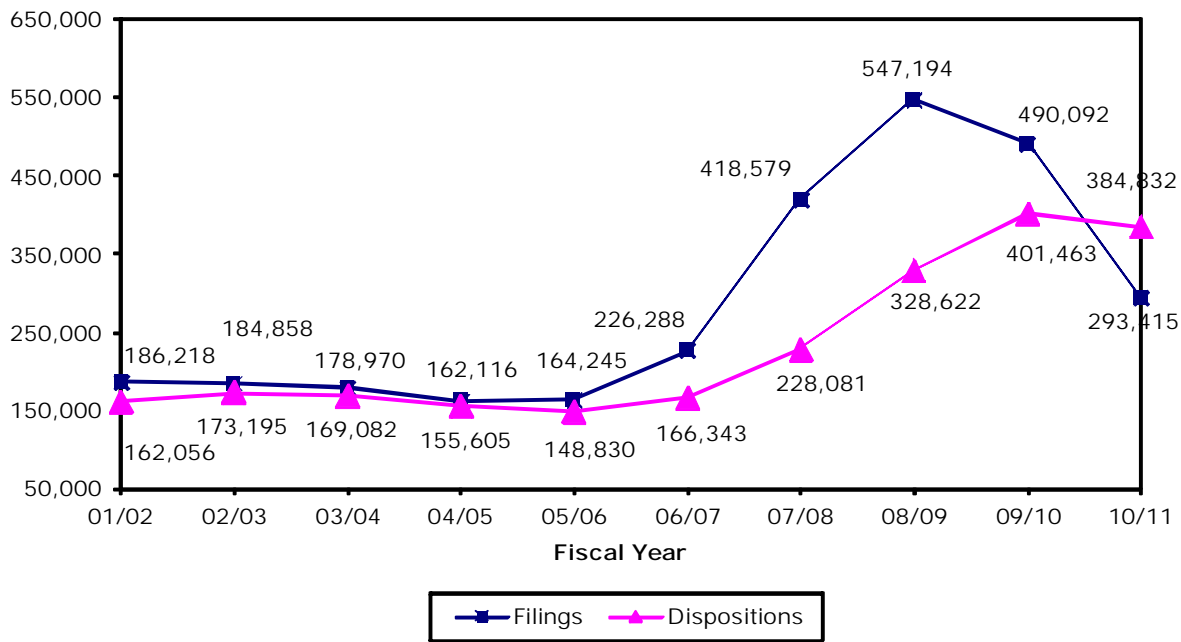
Contracts - condominium, contract and indebtedness, commercial, homestead residential, non-homestead residential, other real property/mortgage foreclosure actions, and other similar events

Other Circuit Civil - eminent domain and other (examples of other include: antitrust/trade regulation, business transactions, constitutional challenge – statute or ordinance, corporate trusts, and other similar events)

In the Circuit Civil division, *Filings* correspond to each complaint or petition filed. *Dispositions* correspond to each complaint or petition disposed. *Jury Trials* are defined as trials in which a group of citizens is impaneled, selected, and sworn to determine the issues of fact in a case.



CIRCUIT CIVIL FILINGS & DISPOSITIONS
FY 2001-02 to FY 2010-11*



*Fiscal Year 2006-07 to Fiscal Year 2009-10 circuit civil filings increase driven by real property/mortgage foreclosure.

CIRCUIT CIVIL FILINGS
Statewide by Category, Case Type, and Month
FY 2010-11

Category/ Case Type	Jul	Aug	Sep	Oct	Nov	Dec	Jan	Feb	Mar	Apr	May	Jun	Total
A. Professional Malpractice and Product Liability	211	221	198	197	191	272	206	229	203	179	206	183	2,496
1. Professional Malpractice	153	126	134	140	135	127	128	144	140	111	138	132	1,608
a. Business	7	7	12	7	6	9	5	6	9	9	11	7	95
b. Medical	114	94	106	106	106	100	94	123	89	81	99	89	1,201
c. Other Professional	32	25	16	27	23	18	29	15	42	21	28	36	312
2. Product Liability	58	95	64	57	56	145	78	85	63	68	68	51	888
B. Auto and Other Negligence	2,731	2,796	2,790	2,740	2,728	2,838	2,772	2,825	3,204	2,909	2,830	3,126	34,289
1. Auto Negligence	1,637	1,677	1,753	1,729	1,709	1,752	1,767	1,759	1,979	1,807	1,709	1,858	21,136
2. Other Negligence	1,094	1,119	1,037	1,011	1,019	1,086	1,005	1,066	1,225	1,102	1,121	1,268	13,153
a. Business Governance	12	6	7	9	14	9	8	4	5	2	4	6	86
b. Business Tort	64	74	62	64	65	72	45	51	63	72	70	58	760
c. Environmental/ Toxic Tort	6	12	5	5	8	11	6	6	5	9	6	6	85
d. Third Party Indemnification	4	7	6	4	7	5	7	5	2	5	8	6	66
e. Construction Defect	24	17	17	13	12	18	22	15	25	10	17	15	205
f. Mass Tort	0	4	2	3	4	6	3	0	7	4	0	0	33
g. Negligent Security	21	18	18	20	23	26	15	20	28	22	26	20	257
h. Nursing Home Negligence	38	26	23	39	19	25	27	15	32	32	24	24	324
i. Premises Liability Commercial	417	409	379	373	390	431	426	470	484	412	461	610	5,262
j. Premises Liability Residential	51	78	56	55	71	60	63	66	73	64	70	67	774
k. Other	457	468	462	426	406	423	383	414	501	470	435	456	5,301

Circuit Civil ♦ Filings

CIRCUIT CIVIL FILINGS, Continued
Statewide by Category, Case Type, and Month
FY 2010-11

Category/ Case Type	Jul	Aug	Sep	Oct	Nov	Dec	Jan	Feb	Mar	Apr	May	Jun	Total
C. Contracts	27,649	29,116	29,918	21,434	15,258	15,101	15,005	13,562	15,762	14,376	13,622	16,766	227,569
1. Condominium	213	247	209	215	153	211	193	190	310	244	195	214	2,594
2. Contract And Indebtedness	6,816	6,773	6,540	6,963	6,157	5,124	5,631	5,128	5,709	5,120	4,561	4,859	69,381
3. Real Property / Mortgage Foreclosure	20,620	22,096	23,169	14,256	8,948	9,766	9,181	8,244	9,743	9,012	8,866	11,693	155,594
a. Commercial Foreclosure	731	658	608	623	478	514	552	506	593	519	479	530	6,791
1) <=\$50,000	47	42	37	40	40	37	23	22	40	27	21	35	411
2) \$50,001 - \$249,999	189	147	141	220	109	124	150	132	134	118	122	134	1,720
3) >=\$250,000	495	469	430	363	329	353	379	352	419	374	336	361	4,660
b. Homestead Residential Foreclosure	11,752	13,014	14,301	8,210	4,924	5,387	4,853	4,290	4,950	4,654	4,667	6,263	87,265
1) <=\$50,000	634	608	626	448	363	381	351	323	372	298	309	353	5,066
2) \$50,001 - \$249,999	8,231	9,244	10,227	5,908	3,537	3,866	3,465	3,030	3,540	3,338	3,389	4,565	62,340
3) >=\$250,000	2,887	3,162	3,448	1,854	1,024	1,140	1,037	937	1,038	1,018	969	1,345	19,859
c. Non-Homestead Residential Foreclosure	7,209	7,487	7,422	4,514	2,761	3,002	2,753	2,477	2,840	2,689	2,614	3,730	49,498
1) <=\$50,000	668	534	468	450	317	352	358	299	384	271	333	349	4,783
2) \$50,001 - \$249,999	4,822	5,123	5,099	3,076	1,838	2,011	1,792	1,625	1,837	1,811	1,699	2,527	33,260
3) >=\$250,000	1,719	1,830	1,855	988	606	639	603	553	619	607	582	854	11,455
d. Other Real Property Actions	928	937	838	909	785	863	1,023	971	1,360	1,150	1,106	1,170	12,040
1) <=\$50,000	739	765	675	752	661	717	923	851	1,210	1,022	965	1,007	10,287
2) \$50,001 - \$249,999	149	135	138	89	99	89	85	94	121	107	112	127	1,345
3) >=\$250,000	40	37	25	68	25	57	15	26	29	21	29	36	408

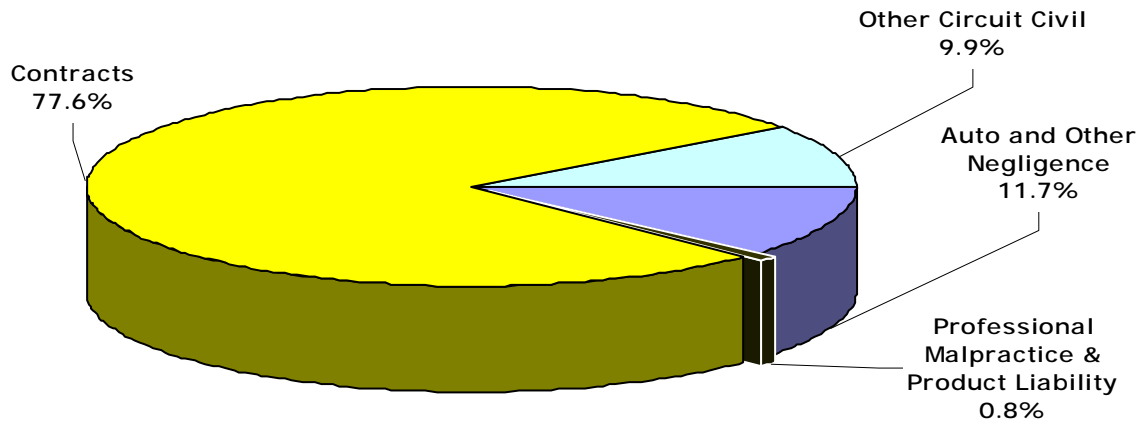


CIRCUIT CIVIL FILINGS, Continued
Statewide by Category, Case Type, and Month
FY 2010-11

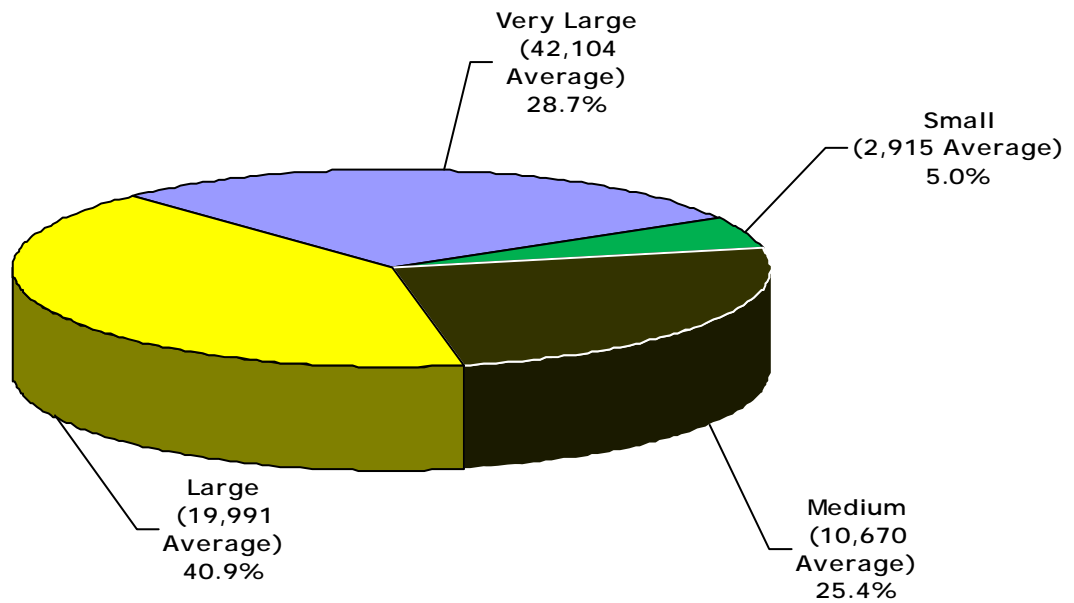
Category/ Case Type	Jul	Aug	Sep	Oct	Nov	Dec	Jan	Feb	Mar	Apr	May	Jun	Total
D. Other Circuit Civil	2,453	2,608	2,398	3,345	2,144	2,350	2,055	2,170	2,382	2,309	2,346	2,501	29,061
1. Eminent Domain	32	150	33	36	59	41	64	38	62	39	72	54	680
2. Other	2,421	2,458	2,365	3,309	2,085	2,309	1,991	2,132	2,320	2,270	2,274	2,447	28,381
a. Antitrust / Trade Regulation	4	6	7	8	19	6	3	4	6	11	5	2	81
b. Business Transaction	204	190	220	242	182	242	196	187	191	195	183	216	2,448
c. Constitutional Challenge Statute or Ordinance	12	11	9	10	7	18	10	3	14	8	6	13	121
d. Constitutional Challenge Proposed Amendment	4	5	3	1	2	8	1	1	4	0	0	3	32
e. Corporate Trust	0	1	2	3	0	0	2	0	0	0	0	3	11
f. Discrimination Employment or Other	73	104	105	102	99	90	64	107	106	101	117	104	1,172
g. Insurance Claim	348	424	391	1,282	243	339	295	344	389	392	400	360	5,207
h. Intellectual Property	5	3	3	4	3	6	1	2	5	1	5	4	42
i. Libel/Slander	16	31	23	27	35	28	21	22	20	29	23	32	307
j. Share Holder Derivative Action	2	5	5	4	9	4	5	2	8	3	7	2	56
k. Securities Litigation	3	9	6	2	11	4	6	3	15	4	6	10	79
l. Trade Secret	10	7	7	9	9	5	5	11	12	9	6	3	93
m. Trust Litigation	40	24	36	28	28	26	25	29	44	30	29	30	369
n. Other	1,700	1,638	1,548	1,587	1,438	1,533	1,357	1,417	1,506	1,487	1,487	1,665	18,363
Total	33,044	34,741	35,304	27,716	20,321	20,561	20,038	18,786	21,551	19,773	19,004	22,576	293,415

4

CIRCUIT CIVIL FILINGS
by Category
FY 2010-11



CIRCUIT CIVIL FILINGS
by Circuit Size*
FY 2010-11



*Small Circuits - 2nd, 3rd, 8th, 14th, 16th;
Medium Circuits - 1st, 5th, 7th, 10th, 12th, 18th, 19th;
Large Circuits- 4th, 6th, 9th, 13th, 15th, 20th;
Very Large Circuits -11th, 17th (as defined in the Glossary).

CIRCUIT CIVIL FILINGS
by Case Type and Circuit
 FY 2010-11

Circuit	Professional Malpractice	Product Liability	Auto Negligence	Other Negligence	Condominium	Contract and Indebtedness	Real Property/ Mortgage Foreclosure	Eminent Domain	Other	Total
1	58	25	546	236	36	1,427	4,162	10	603	7,103
2	30	13	307	123	6	847	1,781	26	1,927	5,060
3	11	7	73	65	1	269	778	5	395	1,604
4	85	50	1,476	772	11	2,683	8,532	135	1,185	14,929
5	72	33	777	480	4	2,908	8,699	125	2,125	15,223
6	118	41	2,111	816	23	4,535	11,128	50	1,279	20,101
7	60	27	746	512	28	3,118	7,236	70	850	12,647
8	35	12	200	142	1	679	1,572	4	460	3,105
9	129	22	1,849	1,073	29	4,650	14,806	73	1,554	24,185
10	56	30	592	273	9	1,538	5,055	16	876	8,445
11	238	185	2,319	2,728	1,857	14,274	21,155	39	5,951	48,746
12	52	25	652	340	21	2,465	5,882	16	692	10,145
13	153	78	2,845	965	30	4,726	8,857	15	1,324	18,993
14	22	16	182	134	6	615	1,970	8	525	3,478
15	149	92	2,000	1,168	120	6,092	11,623	6	1,758	23,008
16	10	0	58	90	19	344	634	2	171	1,328
17	156	115	2,064	1,687	235	8,971	18,173	5	4,056	35,462
18	45	17	910	452	22	2,646	7,772	41	627	12,532
19	55	32	472	369	91	1,708	5,013	7	846	8,593
20	74	68	957	728	45	4,886	10,766	27	1,177	18,728
Total	1,608	888	21,136	13,153	2,594	69,381	155,594	680	28,381	293,415



Circuit Civil ❖ Filings

CIRCUIT CIVIL FILINGS
by Category and Circuit/County
 FY 2010-11

Circuit/ County	Professional Malpractice and Product Liability	Auto and Other Negligence	Contracts	Other Circuit Civil	Total
Circuit 1	83	782	5,625	613	7,103
Escambia	40	406	2,016	224	2,686
Okaloosa	24	193	1,525	171	1,913
Santa Rosa	10	111	1,008	161	1,290
Walton	9	72	1,076	57	1,214
Circuit 2	43	430	2,634	1,953	5,060
Franklin	0	19	202	24	245
Gadsden	4	55	242	102	403
Jefferson	0	14	76	30	120
Leon	35	319	1,829	1,677	3,860
Liberty	1	6	20	15	42
Wakulla	3	17	265	105	390
Circuit 3	18	138	1,048	400	1,604
Columbia	9	57	446	145	657
Dixie	1	4	87	27	119
Hamilton	3	16	67	35	121
Lafayette	0	5	24	24	53
Madison	2	14	96	48	160
Suwannee	1	26	233	80	340
Taylor	2	16	95	41	154
Circuit 4	135	2,248	11,226	1,320	14,929
Clay	9	195	1,684	240	2,128
Duval	125	1,969	8,908	992	11,994
Nassau	1	84	634	88	807

CIRCUIT CIVIL FILINGS, Continued
by Category and Circuit/County
 FY 2010-11

Circuit/ County	Professional Malpractice and Product Liability	Auto and Other Negligence	Contracts	Other Circuit Civil	Total
Circuit 5	105	1,257	11,611	2,250	15,223
Citrus	17	165	2,131	313	2,626
Hernando	22	267	2,359	219	2,867
Lake	28	328	3,325	220	3,901
Marion	32	423	3,411	302	4,168
Sumter	6	74	385	1,196	1,661
Circuit 6	159	2,927	15,686	1,329	20,101
Pasco	40	821	5,586	446	6,893
Pinellas	119	2,106	10,100	883	13,208
Circuit 7	87	1,258	10,382	920	12,647
Flagler	8	128	1,210	50	1,396
Putnam	5	77	503	65	650
St. Johns	18	199	1,935	233	2,385
Volusia	56	854	6,734	572	8,216
Circuit 8	47	342	2,252	464	3,105
Alachua	40	240	1,411	237	1,928
Baker	0	25	140	42	207
Bradford	2	19	152	72	245
Gilchrist	1	12	111	7	131
Levy	2	28	393	65	488
Union	2	18	45	41	106
Circuit 9	151	2,922	19,485	1,627	24,185
Orange	128	2,443	15,231	1,313	19,115
Osceola	23	479	4,254	314	5,070

Circuit Civil ♦ Filings

CIRCUIT CIVIL FILINGS, Continued
by Category and Circuit/County
 FY 2010-11

Circuit/ County	Professional Malpractice and Product Liability	Auto and Other Negligence	Contracts	Other Circuit Civil	Total
Circuit 10	86	865	6,602	892	8,445
Hardee	1	22	162	47	232
Highlands	20	89	964	256	1,329
Polk	65	754	5,476	589	6,884
Circuit 11	423	5,047	37,286	5,990	48,746
Miami-Dade	423	5,047	37,286	5,990	48,746
Circuit 12	77	992	8,368	708	10,145
Desoto	1	19	178	37	235
Manatee	30	455	3,543	247	4,275
Sarasota	46	518	4,647	424	5,635
Circuit 13	231	3,810	13,613	1,339	18,993
Hillsborough	231	3,810	13,613	1,339	18,993
Circuit 14	38	316	2,591	533	3,478
Bay	28	228	1,836	170	2,262
Calhoun	0	9	51	36	96
Gulf	3	4	188	129	324
Holmes	1	7	87	31	126
Jackson	2	40	235	115	392
Washington	4	28	194	52	278
Circuit 15	241	3,168	17,835	1,764	23,008
Palm Beach	241	3,168	17,835	1,764	23,008
Circuit 16	10	148	997	173	1,328
Monroe	10	148	997	173	1,328

CIRCUIT CIVIL FILINGS, Continued
by Category and Circuit/County
 FY 2010-11

Circuit/ County	Professional Malpractice and Product Liability	Auto and Other Negligence	Contracts	Other Circuit Civil	Total
Circuit 17	271	3,751	27,379	4,061	35,462
Broward	271	3,751	27,379	4,061	35,462
Circuit 18	62	1,362	10,440	668	12,532
Brevard	43	746	5,554	432	6,775
Seminole	19	616	4,886	236	5,757
Circuit 19	87	841	6,812	853	8,593
Indian River	18	176	1,387	69	1,650
Martin	14	204	1,485	589	2,292
Okeechobee	8	55	346	37	446
St. Lucie	47	406	3,594	158	4,205
Circuit 20	142	1,685	15,697	1,204	18,728
Charlotte	20	173	2,012	232	2,437
Collier	28	450	4,279	306	5,063
Glades	0	10	65	23	98
Hendry	9	44	324	66	443
Lee	85	1,008	9,017	577	10,687
State Total	2,496	34,289	227,569	29,061	293,415

Circuit Civil ♦ Dispositions

CIRCUIT CIVIL DISPOSITIONS
Statewide by Category, Case Type, and Month
FY 2010-11

Category/ Case Type	Jul	Aug	Sep	Oct	Nov	Dec	Jan	Feb	Mar	Apr	May	Jun	Total
A. Professional Malpractice and Product Liability	264	363	312	254	189	179	196	165	193	218	241	228	2,802
1. Professional Malpractice	104	125	119	121	103	110	121	106	102	119	135	133	1,398
a. Business	4	3	2	3	5	4	6	3	3	3	4	4	44
b. Medical	26	25	33	50	31	45	46	40	45	47	63	59	510
c. Other Professional	15	21	10	9	11	14	14	17	20	17	24	20	192
d. General Professional Malpractice*	59	76	74	59	56	47	55	46	34	52	44	50	652
2. Product Liability	160	238	193	133	86	69	75	59	91	99	106	95	1,404
B. Auto and Other Negligence	2,314	2,677	2,562	2,899	2,383	2,454	2,627	2,305	2,702	2,551	2,754	2,746	30,974
1. Auto Negligence	1,385	1,675	1,597	1,502	1,404	1,536	1,586	1,393	1,688	1,525	1,722	1,659	18,672
2. Other Negligence	929	1,002	965	1,397	979	918	1,041	912	1,014	1,026	1,032	1,087	12,302
a. Business Governance	2	2	2	3	4	0	10	4	7	5	8	6	53
b. Business Tort	12	11	11	15	16	20	17	15	24	21	35	29	226
c. Environmental/ Toxic Tort	6	3	3	2	2	3	5	2	6	4	4	4	44
d. Third Party Indemnification	0	3	1	1	3	1	2	2	1	4	2	2	22
e. Construction Defect	4	3	2	4	7	3	2	4	5	4	8	9	55
f. Mass Tort	1	0	0	0	0	0	1	1	0	0	2	1	6
g. Negligent Security	2	3	5	4	2	5	8	4	9	5	10	8	65
h. Nursing Home Negligence	5	3	1	2	4	5	5	9	7	8	9	11	69
i. Premises Liability Commercial	49	62	66	83	97	89	141	137	162	169	162	253	1,470
j. Premises Liability Residential	9	11	13	13	11	18	18	20	29	35	22	28	227
k. Other	344	326	379	348	350	355	388	366	362	388	423	396	4,425
l. General Other Negligence*	495	575	482	922	483	419	444	348	402	383	347	340	5,640



CIRCUIT CIVIL DISPOSITIONS, Continued
Statewide by Category, Case Type, and Month
FY 2010-11

Category/ Case Type	Jul	Aug	Sep	Oct	Nov	Dec	Jan	Feb	Mar	Apr	May	Jun	Total
C. Contracts	32,384	36,247	32,242	26,893	20,777	20,044	23,136	19,988	25,897	26,692	25,293	28,361	317,954
1. Condominium	182	226	217	228	167	186	255	220	245	344	192	297	2,759
2. Contract And Indebtedness	5,528	6,692	5,879	5,614	5,545	5,309	5,588	5,067	5,823	6,554	5,639	5,863	69,101
3. Real Property / Mortgage Foreclosure	26,674	29,329	26,146	21,051	15,065	14,549	17,293	14,701	19,829	19,794	19,462	22,201	246,094
a. Commercial Foreclosure	263	341	309	343	341	338	385	398	465	374	412	475	4,444
1) <=\$50,000	33	33	29	27	21	26	24	29	28	32	24	43	349
2) \$50,001 - \$249,999	80	94	86	86	107	76	90	102	97	92	101	106	1,117
3) >=\$250,000	150	214	194	230	213	236	271	267	340	250	287	326	2,978
b. Homestead Residential Foreclosure	3,144	3,524	4,039	3,823	2,783	2,701	2,959	3,067	3,999	4,087	4,605	5,320	44,051
1) <=\$50,000	223	227	247	243	222	219	256	254	285	270	271	334	3,051
2) \$50,001 - \$249,999	2,249	2,502	2,846	2,731	1,941	1,862	2,021	2,102	2,756	2,921	3,294	3,806	31,031
3) >=\$250,000	672	795	946	849	620	620	682	711	958	896	1,040	1,180	9,969
c. Non-Homestead Residential Foreclosure	2,266	2,862	3,375	2,736	2,085	1,957	2,116	2,137	2,818	2,733	3,030	3,511	31,626
1) <=\$50,000	253	287	280	328	229	199	245	262	268	227	252	297	3,127
2) \$50,001 - \$249,999	1,479	1,868	2,388	1,748	1,339	1,235	1,291	1,320	1,787	1,775	1,989	2,331	20,550
3) >=\$250,000	534	707	707	660	517	523	580	555	763	731	789	883	7,949
d. Other Real Property Actions	354	454	490	447	416	453	520	544	720	719	809	898	6,824
1) <=\$50,000	230	294	306	269	286	337	398	404	549	586	631	735	5,025
2) \$50,001 - \$249,999	91	122	133	137	93	88	107	115	134	98	131	108	1,357
3) >=\$250,000	33	38	51	41	37	28	15	25	37	35	47	55	442
e. General Real Property / Mortgage Foreclosure*	20,647	22,148	17,933	13,702	9,440	9,100	11,313	8,555	11,827	11,881	10,606	11,997	159,149

4

Circuit Civil ♦ Dispositions

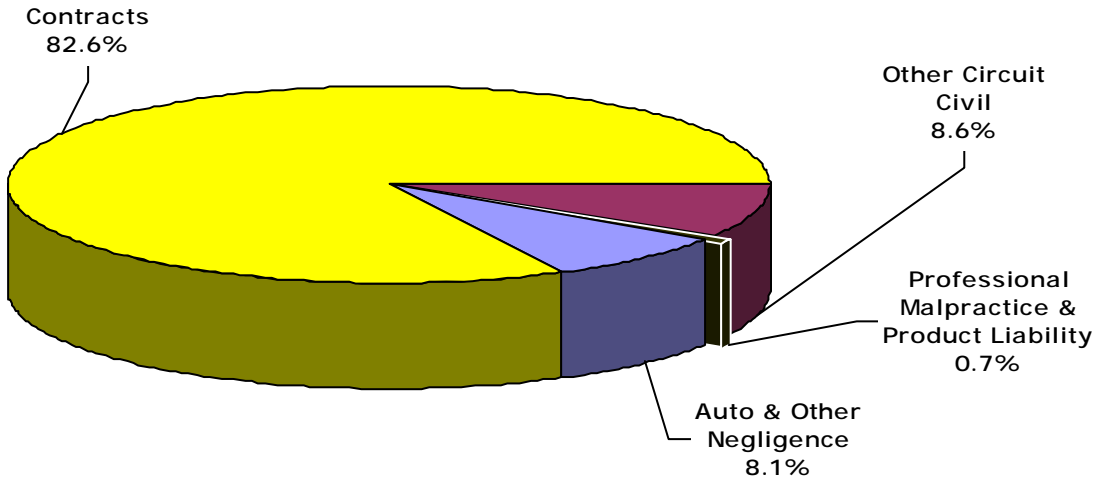
CIRCUIT CIVIL DISPOSITIONS, Continued
Statewide by Category, Case Type, and Month
FY 2010-11

Category/ Case Type	Jul	Aug	Sep	Oct	Nov	Dec	Jan	Feb	Mar	Apr	May	Jun	Total
D. Other Circuit Civil	2,765	3,168	2,826	2,987	2,791	2,350	2,681	2,355	2,805	2,886	2,768	2,720	33,102
1. Eminent Domain	45	55	52	59	79	57	38	52	135	58	97	65	792
2. Other	2,720	3,113	2,774	2,928	2,712	2,293	2,643	2,303	2,670	2,828	2,671	2,655	32,310
a. Antitrust / Trade Regulation	1	3	1	2	3	6	3	1	3	1	5	3	32
b. Business Transaction	111	131	101	196	150	99	211	130	172	169	136	183	1,789
c. Constitutional Challenge Statute or Ordinance	3	6	4	2	7	6	5	3	10	6	3	9	64
d. Constitutional Challenge Proposed Amendment	3	0	1	4	0	0	2	1	0	4	1	1	17
e. Corporate Trust	4	2	0	1	0	0	1	1	0	0	1	0	10
f. Discrimination Employment or Other	29	29	33	28	37	37	41	36	63	45	53	69	500
g. Insurance Claim	77	85	85	102	130	122	192	149	208	199	233	259	1,841
h. Intellectual Property	0	4	0	1	4	0	2	0	4	2	2	2	21
i. Libel/Slander	5	5	5	6	10	9	11	4	9	16	8	10	98
j. Share Holder Derivative Action	1	0	0	2	0	1	1	1	4	5	6	0	21
k. Securities Litigation	3	3	0	4	3	0	3	0	3	2	2	5	28
l. Trade Secret	3	1	2	3	1	1	2	6	4	4	4	6	37
m. Trust Litigation	19	11	17	9	12	15	19	18	27	8	21	14	190
n. Other	1,534	1,820	1,517	1,660	1,561	1,349	1,432	1,374	1,562	1,511	1,628	1,503	18,451
o. General Other Civil*	927	1,013	1,008	908	794	648	718	579	601	856	568	591	9,211
Total	37,727	42,455	37,942	33,033	26,140	25,027	28,640	24,813	31,597	32,347	31,056	34,055	384,832

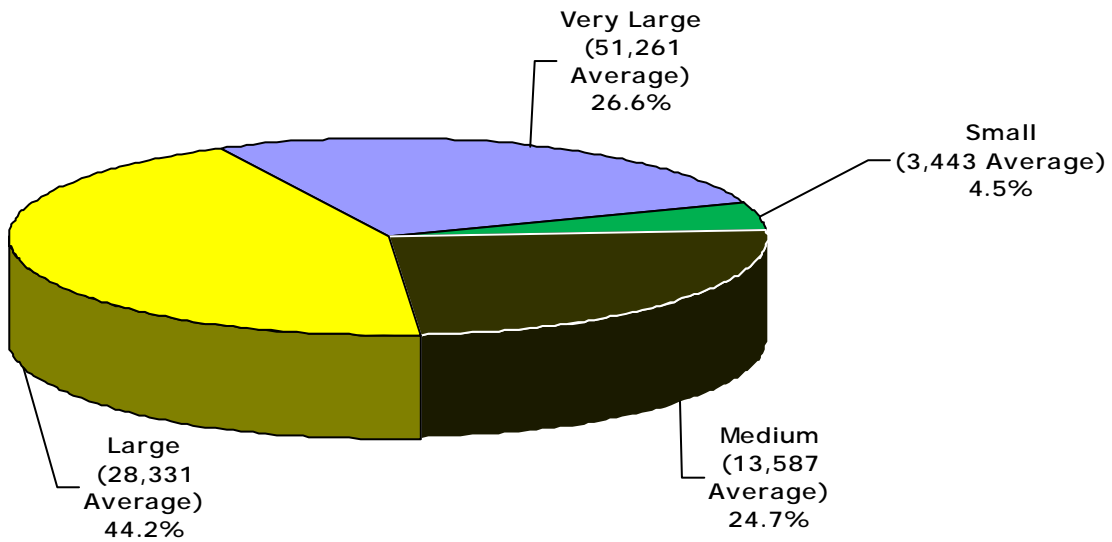
*The Summary Reporting System began capturing more detailed case type data in January 2010. Unfortunately, the capability for reporting each disposition for these detailed case types may not be attained until January 2013. As a result, four case types (General Professional Malpractice, General Other Negligence, General Real Property/ Mortgage Foreclosure, and General Other Civil) were created to capture the dispositions for the detailed case types that cannot be discerned at this time.



CIRCUIT CIVIL DISPOSITIONS
by Category
FY 2010-11



CIRCUIT CIVIL DISPOSITIONS
by Circuit Size*
FY 2010-11



*Small Circuits - 2nd, 3rd, 8th, 14th, 16th;
Medium Circuits - 1st, 5th, 7th, 10th, 12th, 18th, 19th;
Large Circuits - 4th, 6th, 9th, 13th, 15th, 20th;
Very Large Circuits - 11th, 17th (as defined in the Glossary).

4

Circuit Civil ♦ Dispositions

**CIRCUIT CIVIL DISPOSITIONS
by Case Type and Circuit
FY 2010-11**

Circuit	Professional Malpractice	Product Liability	Auto Negligence	Other Negligence	Condominium	Contract and Indebtedness	Real Property/ Mortgage Foreclosure	Eminent Domain	Other	Total
1	57	205	533	215	22	1,778	6,455	59	783	10,107
2	25	17	254	165	5	785	2,255	14	1,924	5,444
3	9	3	79	45	2	210	971	4	336	1,659
4	72	160	1,467	630	35	2,956	11,002	60	1,336	17,718
5	55	19	699	352	3	2,954	11,898	72	2,291	18,343
6	111	22	1,649	1,034	18	3,369	15,207	18	2,658	24,086
7	55	24	645	452	9	2,305	8,885	20	1,087	13,482
8	20	17	191	602	1	796	2,064	5	544	4,240
9	79	43	1,618	911	56	4,831	23,594	32	1,788	32,952
10	50	19	603	233	2	1,485	7,699	28	973	11,092
11	216	487	2,070	2,379	2,051	14,008	34,334	5	6,093	61,643
12	50	16	547	277	12	2,184	11,551	11	806	15,454
13	86	40	2,046	556	4	3,828	12,280	250	1,343	20,433
14	14	8	157	119	12	597	2,557	4	547	4,015
15	169	117	2,105	1,183	70	6,719	23,189	8	2,293	35,853
16	11	0	62	70	16	341	1,140	3	215	1,858
17	142	101	1,901	1,657	373	9,605	23,028	11	4,060	40,878
18	38	13	600	301	8	2,146	9,179	24	537	12,846
19	62	54	551	440	29	2,419	8,880	22	1,329	13,786
20	77	39	895	681	31	5,785	29,926	142	1,367	38,943
Total	1,398	1,404	18,672	12,302	2,759	69,101	246,094	792	32,310	384,832



CIRCUIT CIVIL DISPOSITIONS
by Category and Circuit/County
 FY 2010-11

Circuit/ County	Professional Malpractice and Product Liability	Auto and Other Negligence	Contracts	Other Circuit Civil	Total
Circuit 1	262	748	8,255	842	10,107
Escambia	232	390	2,844	300	3,766
Okaloosa	15	196	2,266	265	2,742
Santa Rosa	14	97	1,330	132	1,573
Walton	1	65	1,815	145	2,026
Circuit 2	42	419	3,045	1,938	5,444
Franklin	1	7	288	18	314
Gadsden	2	46	319	82	449
Jefferson	0	5	34	15	54
Leon	37	323	2,106	1,713	4,179
Liberty	0	6	38	33	77
Wakulla	2	32	260	77	371
Circuit 3	12	124	1,183	340	1,659
Columbia	9	74	591	150	824
Dixie	1	0	49	6	56
Hamilton	1	5	42	20	68
Lafayette	0	2	24	28	54
Madison	0	10	96	42	148
Suwannee	1	22	314	56	393
Taylor	0	11	67	38	116
Circuit 4	232	2,097	13,993	1,396	17,718
Clay	9	192	2,277	304	2,782
Duval	220	1,836	11,019	986	14,061
Nassau	3	69	697	106	875

4

Circuit Civil ♦ Dispositions

CIRCUIT CIVIL DISPOSITIONS, Continued
by Category and Circuit/County
 FY 2010-11

Circuit/ County	Professional Malpractice and Product Liability	Auto and Other Negligence	Contracts	Other Circuit Civil	Total
Circuit 5	74	1,051	14,855	2,363	18,343
Citrus	3	114	2,276	202	2,595
Hernando	21	214	3,210	315	3,760
Lake	31	294	4,318	275	4,918
Marion	18	367	4,618	362	5,365
Sumter	1	62	433	1,209	1,705
Circuit 6	133	2,683	18,594	2,676	24,086
Pasco	32	589	6,424	1,033	8,078
Pinellas	101	2,094	12,170	1,643	16,008
Circuit 7	79	1,097	11,199	1,107	13,482
Flagler	7	127	1,445	138	1,717
Putnam	7	57	396	172	632
St. Johns	13	159	2,007	225	2,404
Volusia	52	754	7,351	572	8,729
Circuit 8	37	793	2,861	549	4,240
Alachua	33	725	1,839	292	2,889
Baker	0	9	230	54	293
Bradford	1	20	208	93	322
Gilchrist	1	8	95	7	111
Levy	1	14	418	59	492
Union	1	17	71	44	133
Circuit 9	122	2,529	28,481	1,820	32,952
Orange	100	2,140	20,749	1,505	24,494
Osceola	22	389	7,732	315	8,458

CIRCUIT CIVIL DISPOSITIONS, Continued
by Category and Circuit/County
 FY 2010-11

Circuit/ County	Professional Malpractice and Product Liability	Auto and Other Negligence	Contracts	Other Circuit Civil	Total
Circuit 10	69	836	9,186	1,001	11,092
Hardee	2	24	150	49	225
Highlands	11	69	1,110	249	1,439
Polk	56	743	7,926	703	9,428
Circuit 11	703	4,449	50,393	6,098	61,643
Miami-Dade	703	4,449	50,393	6,098	61,643
Circuit 12	66	824	13,747	817	15,454
Desoto	0	6	177	19	202
Manatee	20	352	5,760	226	6,358
Sarasota	46	466	7,810	572	8,894
Circuit 13	126	2,602	16,112	1,593	20,433
Hillsborough	126	2,602	16,112	1,593	20,433
Circuit 14	22	276	3,166	551	4,015
Bay	15	194	2,288	171	2,668
Calhoun	1	8	97	99	205
Gulf	1	17	218	117	353
Holmes	4	5	109	36	154
Jackson	0	25	177	97	299
Washington	1	27	277	31	336
Circuit 15	286	3,288	29,978	2,301	35,853
Palm Beach	286	3,288	29,978	2,301	35,853
Circuit 16	11	132	1,497	218	1,858
Monroe	11	132	1,497	218	1,858

Circuit Civil ♦ Dispositions

CIRCUIT CIVIL DISPOSITIONS, Continued
by Category and Circuit/County
 FY 2010-11

Circuit/ County	Professional Malpractice and Product Liability	Auto and Other Negligence	Contracts	Other Circuit Civil	Total
Circuit 17	243	3,558	33,006	4,071	40,878
Broward	243	3,558	33,006	4,071	40,878
Circuit 18	51	901	11,333	561	12,846
Brevard	29	458	5,709	308	6,504
Seminole	22	443	5,624	253	6,342
Circuit 19	116	991	11,328	1,351	13,786
Indian River	12	194	2,676	163	3,045
Martin	42	352	2,202	895	3,491
Okeechobee	13	54	310	80	457
St. Lucie	49	391	6,140	213	6,793
Circuit 20	116	1,576	35,742	1,509	38,943
Charlotte	13	185	4,245	234	4,677
Collier	23	493	6,333	586	7,435
Glades	0	1	81	15	97
Hendry	3	19	226	37	285
Lee	77	878	24,857	637	26,449
State Total	2,802	30,974	317,954	33,102	384,832

CIRCUIT CIVIL DISPOSITIONS
Statewide by Case Type and Disposition Type
FY 2010-11

Disposition Type	Professional Malpractice	Product Liability	Auto Negligence	Other Negligence	Condo-minium	Contract and Indebtedness	Real Property/ Mortgage Foreclosure	Eminent Domain	Other	Total
A. Dismissed Before Hearing	435	642	9,650	5,276	1,181	23,835	88,703	38	9,947	139,707
1. Pursuant to Settlement	113	62	2,681	1,572	498	5,730	17,443	4	1,858	29,961
2. Pursuant to Mediated Settlement	33	10	1,069	386	2	354	538	1	157	2,550
3. Other Before Hearing	289	570	5,900	3,318	681	17,751	70,722	33	7,932	107,196
B. Dismissed After Hearing	616	256	5,539	4,533	415	12,479	42,814	45	7,125	73,822
1. Pursuant to Settlement	107	30	1,163	757	142	1,684	3,420	6	898	8,207
2. Pursuant to Mediated Settlement	48	11	513	399	14	491	385	2	261	2,124
3. Other Before Hearing	461	215	3,863	3,377	259	10,304	39,009	37	5,966	63,491
C. Disposed by Default	3	0	498	110	88	10,576	18,806	5	1,706	31,792
D. Disposed by Judge (No Trial)	210	116	2,024	1,545	989	16,319	91,787	640	10,485	124,115
E. Disposed by Non-Jury	5	0	16	14	2	209	341	38	132	757
F. Disposed by Jury	47	24	353	200	3	162	32	3	108	932
G. Disposed by Other*	82	366	592	624	81	5,521	3,611	23	2,807	13,707
Total	1,398	1,404	18,672	12,302	2,759	69,101	246,094	792	32,310	384,832

*The disposition category "Disposed by Other" is used to report cases as disposed when they are: consolidated into a primary case, transferred or have a change of venue, disposed upon estreatment of a bond, etc.

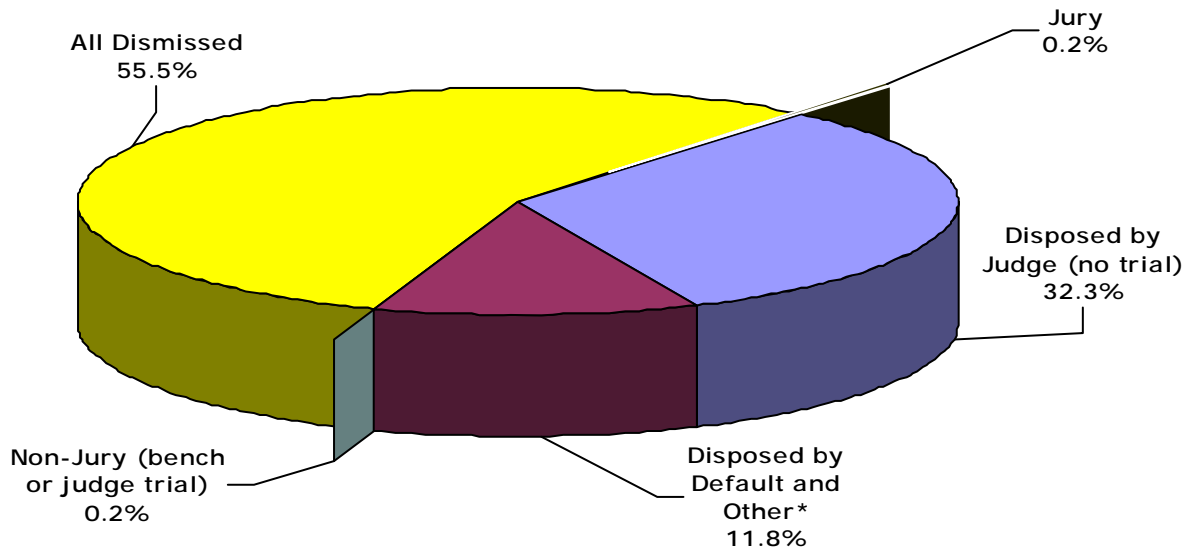


Circuit Civil ♦ Dispositions

CIRCUIT CIVIL DISPOSITIONS

by Disposition Type

FY 2010-11

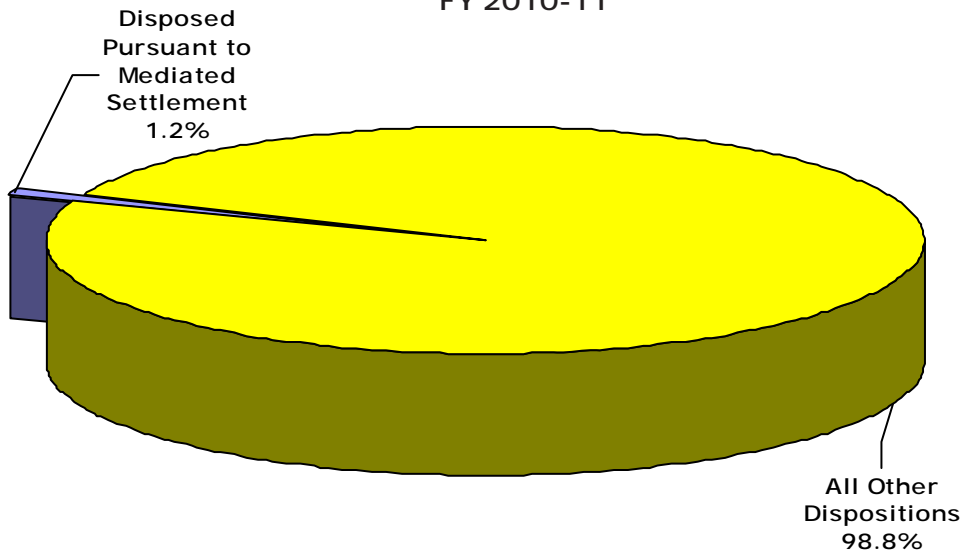


4

CASES DISPOSED PURSUANT TO MEDIATED SETTLEMENT

by Disposition Type

FY 2010-11



*The disposition category "Disposed by Other" is used to report cases as disposed when they are: consolidated into a primary case, transferred or have a change of venue, disposed upon estreatment of a bond, etc.

CIRCUIT CIVIL JURY TRIAL RATES
by Circuit
FY 2010-11

Circuit (Circuit Seat)	Disposed by Jury	Total Dispositions	Jury Trial Rates
First (Pensacola)	31	10,107	0.3%
Second (Tallahassee)	5	5,444	0.1%
Third (Lake City)	4	1,659	0.2%
Fourth (Jacksonville)	24	17,718	0.1%
Fifth (Tavares)	15	18,343	0.1%
Sixth (Clearwater)	107	24,086	0.4%
Seventh (Daytona Beach)	30	13,482	0.2%
Eighth (Gainesville)	20	4,240	0.5%
Ninth (Orlando)	43	32,952	0.1%
Tenth (Bartow)	23	11,092	0.2%
Eleventh (Miami)	208	61,643	0.3%
Twelfth (Sarasota)	21	15,454	0.1%
Thirteenth (Tampa)	65	20,433	0.3%
Fourteenth (Panama City)	1	4,015	0.0%
Fifteenth (West Palm Beach)	139	35,853	0.4%
Sixteenth (Key West)	2	1,858	0.1%
Seventeenth (Ft. Lauderdale)	102	40,878	0.2%
Eighteenth (Sanford)	28	12,846	0.2%
Nineteenth (Ft. Pierce)	43	13,786	0.3%
Twentieth (Ft. Myers)	21	38,943	0.1%
Total	932	384,832	0.2%

Circuit Civil ♦ Other Statistics

The Circuit Civil division also includes other statistics such as clearance rates, reopenings, appeals filed from county court, and involuntary civil commitment of sexually violent predators. **These data are provided by the 67 clerks of court. However, dispositions and special proceedings data are not audited for accuracy by the OSCA.**

Clearance Rates - The clearance rate is a useful measure of the responsiveness of a court to the demand for services, and is nationally recognized as a measure of court performance. The rate is determined by taking the total number of cases *disposed* divided by the total number of cases *filed* during a specific time period. If a court received 1,000 new cases a month and disposed of 900 cases within the same month, the clearance rate for that month would be 90%.

Reopenings - A reopening occurs when a case that has previously been reported as disposed is resubmitted to the court through a motion or petition.

Appeals Filed From County Court - An appeal filed from county court is a request that a case be removed from the county court and sent to the circuit court for review.

Involuntary Civil Commitment of Sexually Violent Predators (ICCSVP) - An involuntary civil commitment of sexually violent predators occurs when a petition is filed as described in Chapter 394, F.S.

CIRCUIT CIVIL CLEARANCE RATES
by Circuit
FY 2010-11

Circuit	Filings	Dispositions	Clearance Rates
1	7,103	10,107	142.3%
2	5,060	5,444	107.6%
3	1,604	1,659	103.4%
4	14,929	17,718	118.7%
5	15,223	18,343	120.5%
6	20,101	24,086	119.8%
7	12,647	13,482	106.6%
8	3,105	4,240	136.6%
9	24,185	32,952	136.2%
10	8,445	11,092	131.3%
11	48,746	61,643	126.5%
12	10,145	15,454	152.3%
13	18,993	20,433	107.6%
14	3,478	4,015	115.4%
15	23,008	35,853	155.8%
16	1,328	1,858	139.9%
17	35,462	40,878	115.3%
18	12,532	12,846	102.5%
19	8,593	13,786	160.4%
20	18,728	38,943	207.9%
Total	293,415	384,832	131.2%

4

Circuit Civil ❖ Other Statistics

CIRCUIT CIVIL SPECIAL PROCEEDINGS
by Circuit
FY 2010-11

Circuit	Reopenings	Appeals Filed From County Court	Total
1	3,272	55	3,327
2	1,024	15	1,039
3	244	5	249
4	9,170	104	9,274
5	8,897	81	8,978
6	7,066	47	7,113
7	6,343	23	6,366
8	1,618	25	1,643
9	25,704	92	25,796
10	6,734	6	6,740
11	41,845	312	42,157
12	6,914	26	6,940
13	5,100	50	5,150
14	1,400	5	1,405
15	21,561	97	21,658
16	650	7	657
17	48,765	377	49,142
18	8,348	49	8,397
19	5,697	17	5,714
20	19,319	45	19,364
Total	229,671	1,438	231,109

4

INVOLUNTARY CIVIL COMMITMENT OF SEXUALLY VIOLENT PREDATORS

Statewide by Category, Case Type, and Month

FY 2010-11

Category/ Case Type	Jul	Aug	Sep	Oct	Nov	Dec	Jan	Feb	Mar	Apr	May	Jun	Total
A. Total Sexually Violent Predator Petitions Filed	7	8	9	5	16	13	8	4	4	11	7	8	100
B. Total Probable Cause Hearings	3	6	1	5	6	7	7	2	5	3	4	4	53
1. Non-Adversarial Determinations	3	5	1	3	4	6	3	2	5	2	4	4	42
2. Adversarial Hearing	0	1	0	2	2	1	4	0	0	1	0	0	11
C. Total Sexually Violent Predator Petitions Disposed	9	10	16	12	9	5	6	11	14	4	9	12	117
1. Dismissed by the State Attorney	0	3	3	0	0	0	1	2	2	0	3	2	16
2. Dismissed by Judge	7	1	5	2	1	0	0	2	2	1	0	1	22
3. Disposed by Judge/Non-Jury Trial	1	0	3	5	3	2	1	3	1	2	1	3	25
a. Not Sexually Violent Predators	0	0	0	0	0	0	0	0	0	0	0	1	1
b. Sexually Violent Predators without Conditional Release	1	0	2	3	2	1	1	2	1	2	1	1	17
c. Sexually Violent Predators Released Conditionally	0	0	1	2	1	1	0	1	0	0	0	1	7
d. Sexually Violent Predators Released Unconditionally	0	0	0	0	0	0	0	0	0	0	0	0	0

4

Circuit Civil ♦ Involuntary Civil Commitment

INVOLUNTARY CIVIL COMMITMENT OF SEXUALLY VIOLENT PREDATORS, Continued

Statewide by Category, Case Type, and Month

FY 2010-11

Category/ Case Type	Jul	Aug	Sep	Oct	Nov	Dec	Jan	Feb	Mar	Apr	May	Jun	Total
4. Disposed by Jury Trial	1	4	2	4	3	3	4	2	8	0	2	4	37
a. Not Sexually Violent Predators	0	1	2	1	0	0	0	1	1	0	0	0	6
b. Sexually Violent Predators without Conditional Release	1	3	0	2	3	2	4	1	7	0	1	4	28
c. Sexually Violent Predators Released Conditionally	0	0	0	0	0	1	0	0	0	0	1	0	2
d. Sexually Violent Predators Released Unconditionally	0	0	0	1	0	0	0	0	0	0	0	0	1
5. Disposed by Other	0	2	2	1	2	0	0	2	1	1	3	2	16
6. Sexually Violent Predators Committed for Failure to Comply with Conditions of Release	0	0	1	0	0	0	0	0	0	0	0	0	1
D. Total Retrials	0	0	0	0	0	0	0	0	0	0	0	0	0
E. Total Examinations/ Reviews, Hearings and Trials	34	64	39	60	72	62	75	66	69	68	77	29	715
1. Examinations/ Reviews	27	46	23	43	59	42	56	47	45	48	49	23	508
2. Probable Cause Hearings	7	17	15	13	12	18	19	18	21	18	25	5	188
3. Trials for Release Status Subsequent to Examination	0	1	1	4	1	2	0	1	3	2	3	1	19
a. Granted	0	1	0	1	1	0	0	1	1	0	1	0	6
b. Denied	0	0	1	3	0	2	0	0	2	2	2	1	13

4

INVOLUNTARY CIVIL COMMITMENT OF SEXUALLY VIOLENT PREDATORS, Continued

Statewide by Category, Case Type, and Month

FY 2010-11

Category/ Case Type	Jul	Aug	Sep	Oct	Nov	Dec	Jan	Feb	Mar	Apr	May	Jun	Total
F. Total Petitions for Release Filed	3	1	3	3	1	4	3	1	3	2	1	0	25
1. Filed with Authorization by Department of Children and Families	1	0	1	1	0	2	0	0	0	0	0	0	5
a. Granted	1	0	1	1	0	1	0	0	0	0	0	0	4
b. Denied	1	0	0	0	0	1	0	0	0	0	0	0	2
2. Filed without Authorization by Department of Children and Families	0	1	1	2	1	1	2	1	3	1	1	0	14
a. Granted	0	0	0	1	1	0	0	0	0	0	0	0	2
b. Denied	0	0	0	0	0	0	0	1	3	0	0	0	4
3. Filed Pursuant to a Right of Habeas Corpus	2	0	1	0	0	1	1	0	0	1	0	0	6
a. Granted	0	0	0	0	0	0	0	0	0	0	0	0	0
b. Denied	0	0	1	0	0	1	1	0	0	1	0	0	4

4