

Circuit Probate ♦ Overview

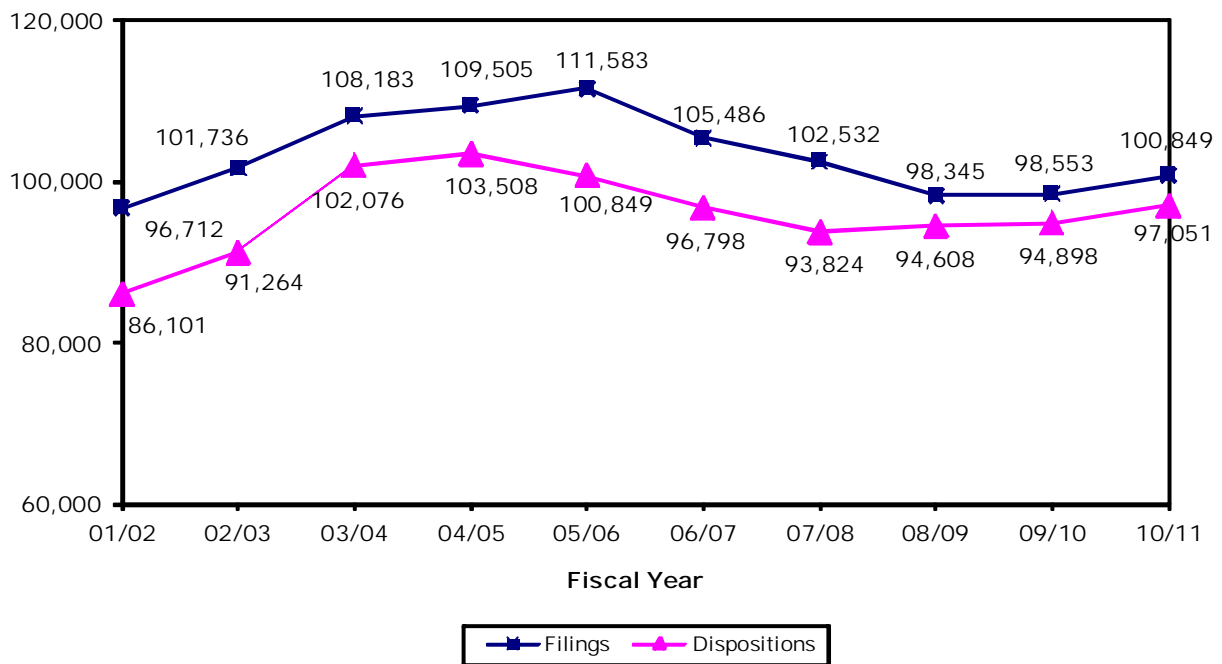
The Circuit Probate division includes the following two categories of probate cases: probate and mental health and trust and guardianship. Within these categories are the following case types:

Probate and Mental Health - probate, Baker Act, substance abuse, and other social cases

Trust and Guardianship - adult and minor guardianship and trust

In the Circuit Probate division, *Filings* correspond to each petition filed. *Dispositions* correspond to each petition disposed.

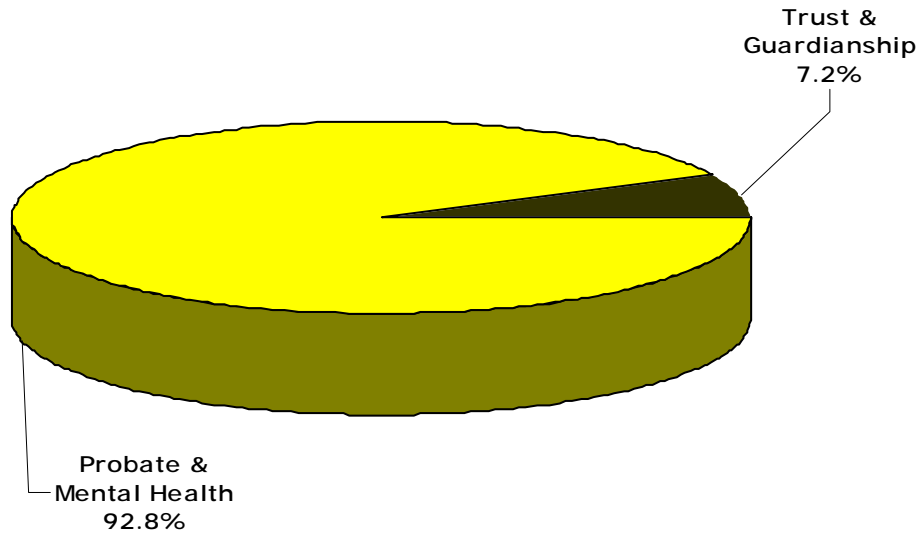
CIRCUIT PROBATE FILINGS & DISPOSITIONS
FY 2001-02 to FY 2010-11



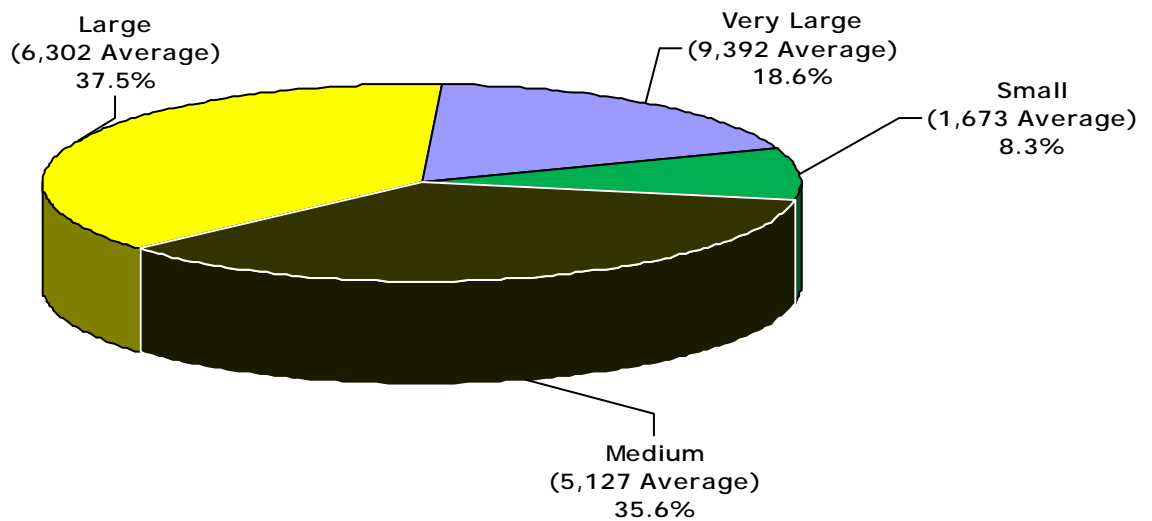
CIRCUIT PROBATE FILINGS
Statewide by Category, Case Type, and Month
FY 2010-11

Category/ Case Type	Jul	Aug	Sep	Oct	Nov	Dec	Jan	Feb	Mar	Apr	May	Jun	Total
A. Probate and Mental Health	8,324	7,936	7,506	7,194	7,395	7,000	7,433	7,703	8,971	7,987	8,099	7,998	93,546
1. Probate	4,531	4,134	3,873	3,673	3,705	3,701	3,881	4,114	4,987	4,207	4,178	4,338	49,322
2. Baker Act	2,555	2,594	2,541	2,432	2,625	2,386	2,505	2,556	2,720	2,604	2,702	2,519	30,739
3. Substance Abuse	810	779	735	740	702	603	705	695	843	820	847	780	9,059
4. Other Social Cases	428	429	357	349	363	310	342	338	421	356	372	361	4,426
B. Trust and Guardianship	688	641	630	570	549	601	512	591	655	606	669	591	7,303
1. Guardianship	606	575	558	482	480	487	438	516	569	528	559	511	6,309
2. Trust	82	66	72	88	69	114	74	75	86	78	110	80	994
Total	9,012	8,577	8,136	7,764	7,944	7,601	7,945	8,294	9,626	8,593	8,768	8,589	100,849

CIRCUIT PROBATE FILINGS
by Category
FY 2010-11



CIRCUIT PROBATE FILINGS
by Circuit Size*
FY 2010-11



*Small Circuits - 2nd, 3rd, 8th, 14th, 16th;
Medium Circuits - 1st, 5th, 7th, 10th, 12th, 18th, 19th;
Large Circuits - 4th, 6th, 9th, 13th, 15th, 20th;
Very Large Circuits - 11th, 17th (as defined in the Glossary).

CIRCUIT PROBATE FILINGS
by Case Type and Circuit
FY 2010-11

Circuit	Probate	Baker Act	Substance Abuse	Other Social Cases	Guardianship	Trust	Total
1	1,799	1,733	377	126	210	10	4,255
2	945	1,614	63	260	168	27	3,077
3	590	186	182	18	65	0	1,041
4	2,252	1,382	474	211	427	57	4,803
5	4,368	1,660	199	338	457	15	7,037
6	4,560	2,816	192	242	397	84	8,291
7	2,765	1,310	784	107	275	27	5,268
8	775	950	170	125	86	12	2,118
9	2,147	1,575	501	230	402	66	4,921
10	1,962	1,713	345	186	239	22	4,467
11	3,675	4,003	787	911	884	75	10,335
12	2,927	1,138	1,369	176	322	58	5,990
13	2,101	2,267	714	267	371	64	5,784
14	844	470	220	53	94	0	1,681
15	4,497	1,172	883	262	462	249	7,525
16	338	42	24	15	30	0	449
17	4,123	2,795	726	310	414	81	8,449
18	2,409	1,047	646	198	349	65	4,714
19	2,093	1,490	221	121	195	39	4,159
20	4,152	1,376	182	270	462	43	6,485
Total	49,322	30,739	9,059	4,426	6,309	994	100,849

Circuit Probate ♦ Filings

CIRCUIT PROBATE FILINGS
by Category and Circuit/County
 FY 2010-11

Circuit/County	Probate and Mental Health	Trust and Guardianship	Total
Circuit 1	4,035	220	4,255
Escambia	2,455	94	2,549
Okaloosa	870	69	939
Santa Rosa	460	33	493
Walton	250	24	274
Circuit 2	2,882	195	3,077
Franklin	68	3	71
Gadsden	399	87	486
Jefferson	57	12	69
Leon	2,221	81	2,302
Liberty	25	2	27
Wakulla	112	10	122
Circuit 3	976	65	1,041
Columbia	413	21	434
Dixie	97	5	102
Hamilton	48	6	54
Lafayette	32	5	37
Madison	107	7	114
Suwannee	182	13	195
Taylor	97	8	105
Circuit 4	4,319	484	4,803
Clay	528	59	587
Duval	3,545	401	3,946
Nassau	246	24	270

CIRCUIT PROBATE FILINGS, Continued
by Category and Circuit/County
 FY 2010-11

Circuit/County	Probate and Mental Health	Trust and Guardianship	Total
Circuit 5	6,565	472	7,037
Citrus	1,485	114	1,599
Hernando	1,702	118	1,820
Lake	1,412	73	1,485
Marion	1,634	147	1,781
Sumter	332	20	352
Circuit 6	7,810	481	8,291
Pasco	2,546	118	2,664
Pinellas	5,264	363	5,627
Circuit 7	4,966	302	5,268
Flagler	505	60	565
Putnam	323	25	348
St. Johns	692	59	751
Volusia	3,446	158	3,604
Circuit 8	2,020	98	2,118
Alachua	1,463	63	1,526
Baker	137	8	145
Bradford	93	6	99
Gilchrist	52	11	63
Levy	182	10	192
Union	93	0	93
Circuit 9	4,453	468	4,921
Orange	3,613	354	3,967
Osceola	840	114	954

6

Circuit Probate ♦ Filings

CIRCUIT PROBATE FILINGS, Continued
by Category and Circuit/County
 FY 2010-11

Circuit/County	Probate and Mental Health	Trust and Guardianship	Total
Circuit 10	4,206	261	4,467
Hardee	78	18	96
Highlands	893	47	940
Polk	3,235	196	3,431
Circuit 11	9,376	959	10,335
Miami-Dade	9,376	959	10,335
Circuit 12	5,610	380	5,990
Desoto	80	21	101
Manatee	1,517	113	1,630
Sarasota	4,013	246	4,259
Circuit 13	5,349	435	5,784
Hillsborough	5,349	435	5,784
Circuit 14	1,587	94	1,681
Bay	986	50	1,036
Calhoun	56	9	65
Gulf	71	4	75
Holmes	81	6	87
Jackson	282	17	299
Washington	111	8	119
Circuit 15	6,814	711	7,525
Palm Beach	6,814	711	7,525
Circuit 16	419	30	449
Monroe	419	30	449



CIRCUIT PROBATE FILINGS, Continued
by Category and Circuit/County
 FY 2010-11

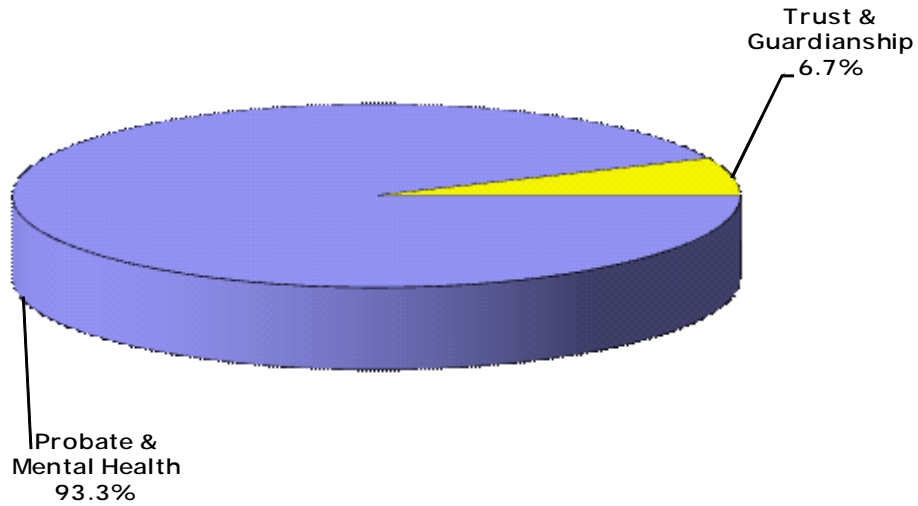
Circuit/County	Probate and Mental Health	Trust and Guardianship	Total
Circuit 17	7,954	495	8,449
Broward	7,954	495	8,449
Circuit 18	4,300	414	4,714
Brevard	2,465	255	2,720
Seminole	1,835	159	1,994
Circuit 19	3,925	234	4,159
Indian River	879	77	956
Martin	744	57	801
Okeechobee	152	10	162
St. Lucie	2,150	90	2,240
Circuit 20	5,980	505	6,485
Charlotte	1,672	98	1,770
Collier	1,595	159	1,754
Glades	23	3	26
Hendry	110	13	123
Lee	2,580	232	2,812
State Total	93,546	7,303	100,849

Circuit Probate ♦ Dispositions

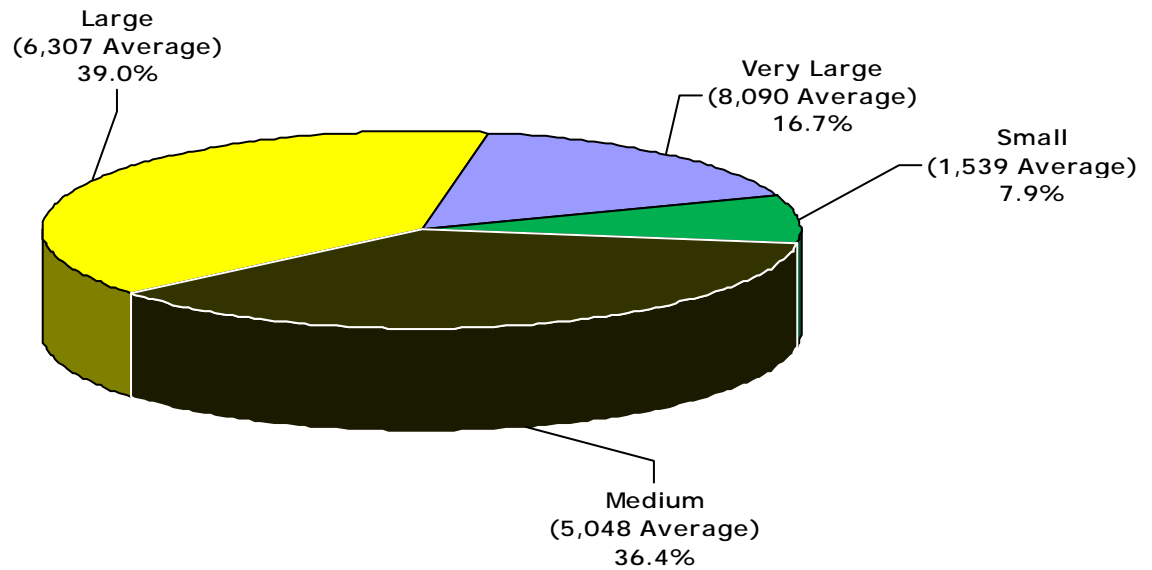
CIRCUIT PROBATE DISPOSITIONS
Statewide by Category, Case Type, and Month
FY 2010-11

Category/ Case Type	Jul	Aug	Sep	Oct	Nov	Dec	Jan	Feb	Mar	Apr	May	Jun	Total
A. Probate and Mental Health	7,992	8,384	8,275	7,773	7,182	7,139	6,882	6,518	8,103	6,923	7,652	7,760	90,583
1. Probate	4,513	4,429	4,872	4,176	3,925	3,780	3,670	3,419	4,276	3,468	3,979	4,135	48,642
2. Baker Act	2,328	2,777	2,310	2,314	2,307	2,486	2,212	2,158	2,659	2,431	2,527	2,438	28,947
3. Substance Abuse	783	781	747	911	659	579	670	628	803	705	805	845	8,916
4. Other Social Cases	368	397	346	372	291	294	330	313	365	319	341	342	4,078
B. Trust and Guardianship	609	597	562	516	509	530	487	468	586	516	522	566	6,468
1. Guardianship	542	537	515	474	464	454	428	409	510	463	476	503	5,775
2. Trust	67	60	47	42	45	76	59	59	76	53	46	63	693
Total	8,601	8,981	8,837	8,289	7,691	7,669	7,369	6,986	8,689	7,439	8,174	8,326	97,051

CIRCUIT PROBATE DISPOSITIONS by Category FY 2010-11



CIRCUIT PROBATE DISPOSITIONS by Circuit Size* FY 2010-11



*Small Circuits - 2nd, 3rd, 8th, 14th, 16th;
Medium Circuits - 1st, 5th, 7th, 10th, 12th, 18th, 19th;
Large Circuits - 4th, 6th, 9th, 13th, 15th, 20th;
Very Large Circuits - 11th, 17th (as defined in the Glossary).

6

Circuit Probate ♦ Dispositions

CIRCUIT PROBATE DISPOSITIONS
by Case Type and Circuit
 FY 2010-11

Circuit	Probate	Baker Act	Substance Abuse	Other Social Cases	Guardianship	Trust	Total
1	1,785	1,464	364	98	193	12	3,916
2	630	1,558	51	251	132	19	2,641
3	608	189	218	16	53	0	1,084
4	2,252	1,356	505	220	370	34	4,737
5	4,357	1,665	197	326	457	11	7,013
6	4,828	2,600	189	211	338	85	8,251
7	2,850	1,295	744	99	211	23	5,222
8	760	919	159	116	88	9	2,051
9	2,516	1,548	482	222	362	59	5,189
10	1,961	1,785	420	148	218	22	4,554
11	3,011	3,965	787	909	942	34	9,648
12	3,065	1,094	1,345	177	292	47	6,020
13	2,176	2,505	643	246	349	43	5,962
14	776	451	191	47	59	0	1,524
15	4,265	1,018	972	215	406	138	7,014
16	310	41	23	12	7	0	393
17	3,640	1,695	638	187	331	40	6,531
18	1,993	1,016	607	192	282	35	4,125
19	2,410	1,440	220	130	259	27	4,486
20	4,449	1,343	161	256	426	55	6,690
Total	48,642	28,947	8,916	4,078	5,775	693	97,051

CIRCUIT PROBATE DISPOSITIONS
by Category and Circuit/County
 FY 2010-11

Circuit/County	Probate and Mental Health	Trust and Guardianship	Total
Circuit 1	3,711	205	3,916
Escambia	2,508	100	2,608
Okaloosa	568	55	623
Santa Rosa	440	31	471
Walton	195	19	214
Circuit 2	2,490	151	2,641
Franklin	6	0	6
Gadsden	378	66	444
Jefferson	32	4	36
Leon	2,025	80	2,105
Liberty	15	0	15
Wakulla	34	1	35
Circuit 3	1,031	53	1,084
Columbia	376	19	395
Dixie	167	1	168
Hamilton	26	5	31
Lafayette	76	2	78
Madison	145	11	156
Suwannee	172	9	181
Taylor	69	6	75
Circuit 4	4,333	404	4,737
Clay	504	53	557
Duval	3,619	334	3,953
Nassau	210	17	227

Circuit Probate ♦ Dispositions

CIRCUIT PROBATE DISPOSITIONS, Continued
by Category and Circuit/County
 FY 2010-11

Circuit/County	Probate and Mental Health	Trust and Guardianship	Total
Circuit 5	6,545	468	7,013
Citrus	1,424	114	1,538
Hernando	1,685	113	1,798
Lake	1,477	80	1,557
Marion	1,619	143	1,762
Sumter	340	18	358
Circuit 6	7,828	423	8,251
Pasco	2,659	103	2,762
Pinellas	5,169	320	5,489
Circuit 7	4,988	234	5,222
Flagler	398	16	414
Putnam	542	19	561
St. Johns	594	50	644
Volusia	3,454	149	3,603
Circuit 8	1,954	97	2,051
Alachua	1,415	50	1,465
Baker	137	4	141
Bradford	86	7	93
Gilchrist	36	0	36
Levy	180	36	216
Union	100	0	100
Circuit 9	4,768	421	5,189
Orange	3,994	316	4,310
Osceola	774	105	879

CIRCUIT PROBATE DISPOSITIONS, Continued
by Category and Circuit/County
 FY 2010-11

Circuit/County	Probate and Mental Health	Trust and Guardianship	Total
Circuit 10	4,314	240	4,554
Hardee	71	16	87
Highlands	890	28	918
Polk	3,353	196	3,549
Circuit 11	8,672	976	9,648
Miami-Dade	8,672	976	9,648
Circuit 12	5,681	339	6,020
Desoto	84	11	95
Manatee	1,549	70	1,619
Sarasota	4,048	258	4,306
Circuit 13	5,570	392	5,962
Hillsborough	5,570	392	5,962
Circuit 14	1,465	59	1,524
Bay	960	17	977
Calhoun	42	2	44
Gulf	76	5	81
Holmes	73	6	79
Jackson	237	24	261
Washington	77	5	82
Circuit 15	6,470	544	7,014
Palm Beach	6,470	544	7,014
Circuit 16	386	7	393
Monroe	386	7	393

6

Circuit Probate ♦ Dispositions

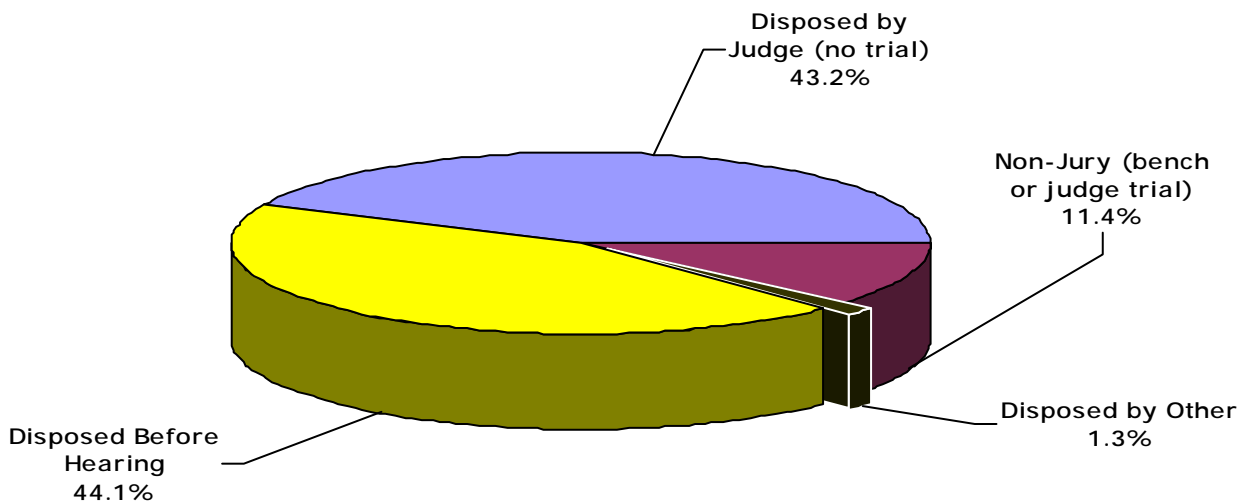
CIRCUIT PROBATE DISPOSITIONS, Continued
by Category and Circuit/County
 FY 2010-11

Circuit/County	Probate and Mental Health	Trust and Guardianship	Total
Circuit 17	6,160	371	6,531
Broward	6,160	371	6,531
Circuit 18	3,808	317	4,125
Brevard	2,056	153	2,209
Seminole	1,752	164	1,916
Circuit 19	4,200	286	4,486
Indian River	790	53	843
Martin	1,201	146	1,347
Okeechobee	137	3	140
St. Lucie	2,072	84	2,156
Circuit 20	6,209	481	6,690
Charlotte	1,601	79	1,680
Collier	1,799	153	1,952
Glades	26	0	26
Hendry	109	16	125
Lee	2,674	233	2,907
State Total	90,583	6,468	97,051

CIRCUIT PROBATE DISPOSITIONS
Statewide by Case Type and Disposition Type
 FY 2010-11

Disposition Type	Probate	Baker Act	Substance Abuse	Other Social Cases	Guardianship	Trust	Total
A. Disposed Before Hearing	23,275	15,578	2,465	602	658	250	42,828
B. Disposed by Judge (No Trial)	24,710	6,511	5,230	1,938	3,101	417	41,907
C. Disposed by Non-Jury	227	6,256	1,186	1,470	1,918	7	11,064
D. Disposed by Other	430	602	35	68	98	19	1,252
Total	48,642	28,947	8,916	4,078	5,775	693	97,051

CIRCUIT PROBATE DISPOSITIONS
by Disposition Type
 FY 2010-11



Circuit Probate ♦ Other Statistics

The Circuit Probate division also involves other statistics in the form of clearance rates and reopenings. **These data are provided by the 67 clerks of court. However, dispositions and special proceedings data are not audited for accuracy by the OSCA.**

Clearance Rates - The clearance rate is a useful measure of the responsiveness of a court to the demand for services, and is nationally recognized as a measure of court performance. The rate is determined by taking the total number of cases *disposed* divided by the total number of cases *filed* during a specific time period. If a court received 1,000 new cases a month and disposed of 900 cases within the same month, the clearance rate for that month would be 90%.

Reopenings - A reopening occurs when a case that has previously been reported as disposed is resubmitted to the court through a motion or petition.

CIRCUIT PROBATE CLEARANCE RATES
by Circuit
FY 2010-11

Circuit	Filings	Dispositions	Clearance Rates
1	4,255	3,916	92.0%
2	3,077	2,641	85.8%
3	1,041	1,084	104.1%
4	4,803	4,737	98.6%
5	7,037	7,013	99.7%
6	8,291	8,251	99.5%
7	5,268	5,222	99.1%
8	2,118	2,051	96.8%
9	4,921	5,189	105.4%
10	4,467	4,554	101.9%
11	10,335	9,648	93.4%
12	5,990	6,020	100.5%
13	5,784	5,962	103.1%
14	1,681	1,524	90.7%
15	7,525	7,014	93.2%
16	449	393	87.5%
17	8,449	6,531	77.3%
18	4,714	4,125	87.5%
19	4,159	4,486	107.9%
20	6,485	6,690	103.2%
Total	100,849	97,051	96.2%

Circuit Probate ♦ Other Statistics

CIRCUIT PROBATE SPECIAL PROCEEDINGS
by Circuit
 FY 2010-11

Circuit	Reopenings
1	3,622
2	1,085
3	35
4	1,727
5	4,040
6	7,593
7	2,160
8	396
9	4,825
10	2,620
11	21,539
12	4,574
13	4,954
14	665
15	6,126
16	52
17	305
18	3,351
19	1,720
20	4,054
Total	75,443

-This page intentionally left blank-