

County Criminal ♦ Overview

The County Criminal division includes the following three categories of criminal offenses: misdemeanors and criminal traffic, county and municipal ordinances, and driving under the influence. Within these categories are the following case types:

Misdemeanor and Criminal Traffic - misdemeanors, worthless checks, and criminal traffic offenses

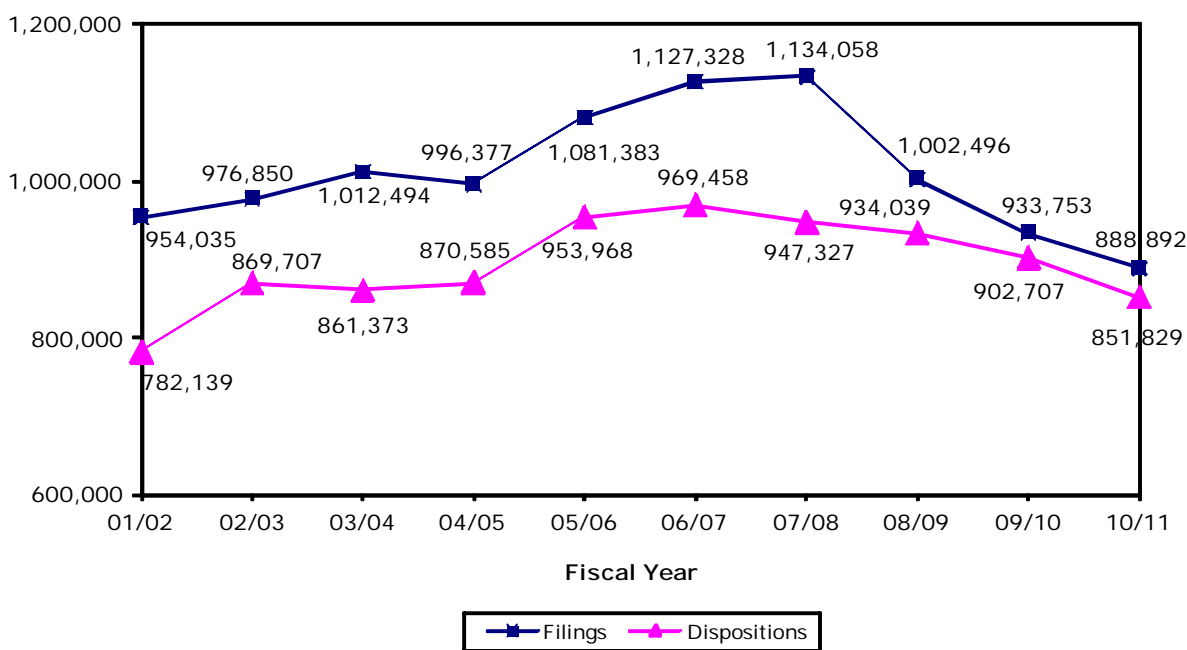
County and Municipal Ordinances - county ordinance and municipal ordinance offenses

Driving Under the Influence - driving under the influence (DUI) offenses

The Summary Reporting System does not directly capture criminal traffic and DUI cases. These data are reported independently by clerks of court to the Department of Highway Safety and Motor Vehicles (DHSMV). The DHSMV then provides these data to the Office of the State Courts Administrator.

In the County Criminal division, *Filings* correspond to each defendant against whom a sworn complaint, notice to appear, information, or indictment is filed. *Citations* correspond to each official summons to appear in court. *Dispositions* correspond to each defendant for whom a final judicial decision is rendered terminating a criminal proceeding by an acquittal, a dismissal, or a judgment stating the specific sentence (in the case of a conviction). *Jury Trials* are defined as trials in which a group of citizens is impaneled, selected and sworn to determine the issues of fact in a case.

COUNTY CRIMINAL FILINGS & DISPOSITIONS*
FY 2001-02 to FY 2010-11



*For fiscal year 2008-09 and fiscal year 2010-11, the decrease in county criminal filings occurred in misdemeanors, worthless checks, criminal traffic, county ordinances, municipal ordinances, and driving under the influence case types.

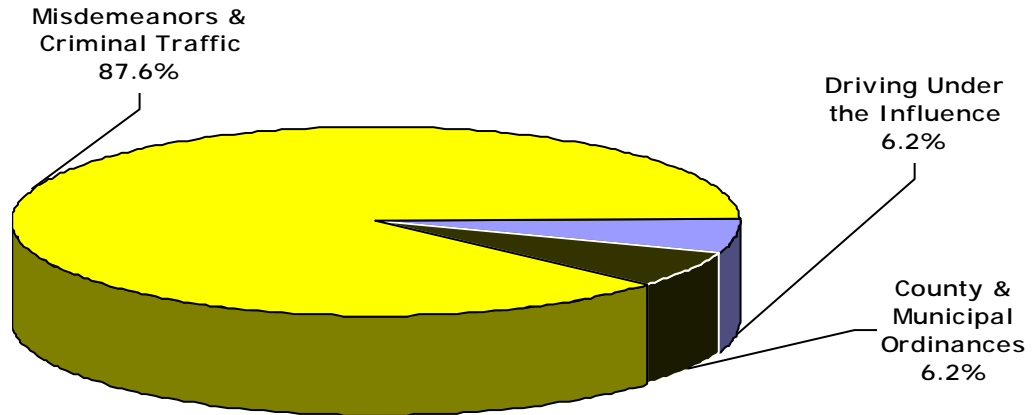


COUNTY CRIMINAL FILINGS
Statewide by Category, Case Type, and Month
FY 2010-11

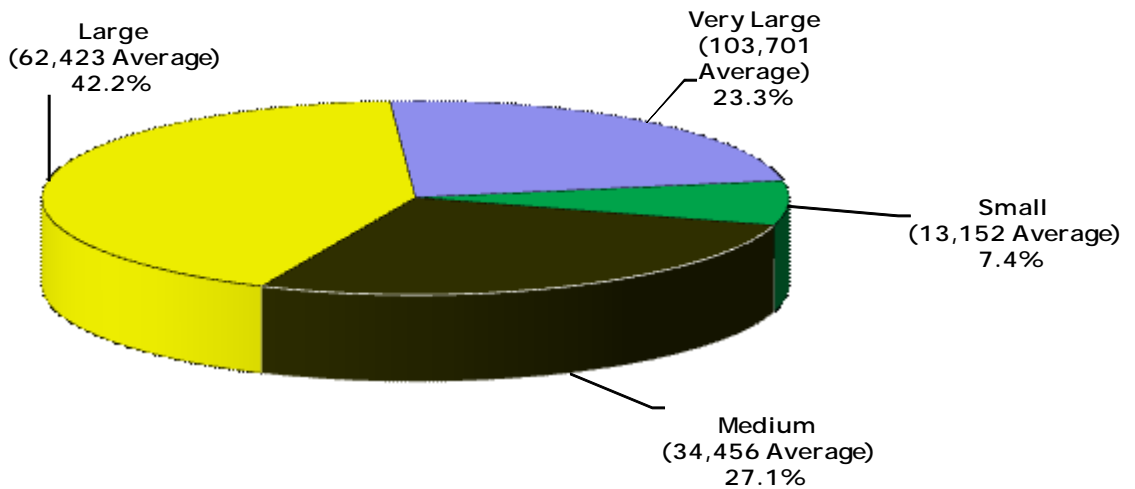
Category/ Case Type	Jul	Aug	Sep	Oct	Nov	Dec	Jan	Feb	Mar	Apr	May	Jun	Total
A. Misdemeanors and Criminal Traffic	68,788	69,171	67,332	66,959	61,755	56,360	62,253	61,626	70,454	63,764	67,419	62,874	778,755
1. Misdemeanors	29,627	29,043	28,213	28,461	26,060	24,048	26,217	25,746	32,651	28,910	30,335	28,806	338,117
2. Worthless Checks	1,229	1,199	977	1,012	1,032	906	870	1,097	994	755	987	775	11,833
3. Criminal Traffic	37,932	38,929	38,142	37,486	34,663	31,406	35,166	34,783	36,809	34,099	36,097	33,293	428,805
B. County and Municipal Ordinances	4,727	5,186	4,857	4,736	4,455	3,458	4,086	4,372	5,079	4,691	4,615	5,036	55,298
1. County Ordinances	1,868	2,058	1,722	1,666	1,649	1,426	1,489	1,889	1,786	1,771	1,739	1,936	20,999
2. Municipal Ordinances	2,859	3,128	3,135	3,070	2,806	2,032	2,597	2,483	3,293	2,920	2,876	3,100	34,299
C. Driving Under the Influence	4,680	4,583	4,479	4,805	4,338	4,631	4,638	4,770	4,760	4,458	4,578	4,119	54,839
1. Driving Under the Influence	4,680	4,583	4,479	4,805	4,338	4,631	4,638	4,770	4,760	4,458	4,578	4,119	54,839
Total	78,195	78,940	76,668	76,500	70,548	64,449	70,977	70,768	80,293	72,913	76,612	72,029	888,892

County Criminal ♦ Filings

COUNTY CRIMINAL FILINGS
by Category
FY 2010-11



COUNTY CRIMINAL FILINGS
by Circuit Size*
FY 2010-11



*Small Circuits - 2nd, 3rd, 8th, 14th, 16th;
Medium Circuits - 1st, 5th, 7th, 10th, 12th, 18th, 19th;
Large Circuits - 4th, 6th, 9th, 13th, 15th, 20th;
Very Large Circuits - 11th, 17th (as defined in the Glossary).

COUNTY CRIMINAL FILINGS
by Case Type and Circuit
 FY 2010-11

Circuit	Misdemeanors	Worthless Checks	Criminal Traffic	County Ordinances	Municipal Ordinances	Driving Under the Influence	Total
1	12,929	1,558	12,176	740	119	2,104	29,626
2	7,241	1,166	5,582	4	9	839	14,841
3	3,593	329	3,294	18	20	405	7,659
4	22,844	399	29,647	172	3,468	4,006	60,536
5	12,478	569	14,892	345	344	2,333	30,961
6	23,269	1,172	24,777	1,738	6,092	4,943	61,991
7	23,317	1,510	18,756	646	2,259	2,353	48,841
8	10,037	987	7,591	116	1,186	1,189	21,106
9	23,378	1	27,703	3,511	1,680	4,068	60,341
10	15,313	1,429	14,748	2,578	714	1,557	36,339
11	40,129	45	84,821	1,357	769	5,272	132,393
12	11,347	68	12,909	238	927	2,138	27,627
13	21,894	298	37,498	1,338	2,556	4,621	68,205
14	9,336	1,071	5,787	144	387	916	17,641
15	24,444	8	43,528	2,883	1,889	3,298	76,050
16	2,822	41	881	97	363	312	4,516
17	22,181	43	39,355	228	8,305	4,896	75,008
18	23,405	596	17,103	474	212	3,284	45,074
19	10,418	208	7,372	1,834	1,305	1,588	22,725
20	17,742	335	20,385	2,538	1,695	4,717	47,412
Total	338,117	11,833	428,805	20,999	34,299	54,839	888,892

7

County Criminal ❖ Filings

COUNTY CRIMINAL FILINGS
by Category and Circuit/County
 FY 2010-11

Circuit/ County	Misdemeanors and Criminal Traffic	County and Municipal Ordinances	Driving Under the Influence	Total
Circuit 1	26,663	859	2,104	29,626
Escambia	13,425	119	770	14,314
Okaloosa	6,766	30	626	7,422
Santa Rosa	4,525	435	512	5,472
Walton	1,947	275	196	2,418
Circuit 2	13,989	13	839	14,841
Franklin	850	8	45	903
Gadsden	2,126	1	135	2,262
Jefferson	470	0	37	507
Leon	9,488	2	506	9,996
Liberty	167	2	23	192
Wakulla	888	0	93	981
Circuit 3	7,216	38	405	7,659
Columbia	2,880	14	116	3,010
Dixie	519	2	23	544
Hamilton	596	0	34	630
Lafayette	173	0	14	187
Madison	954	0	42	996
Suwannee	1,052	4	103	1,159
Taylor	1,042	18	73	1,133
Circuit 4	52,890	3,640	4,006	60,536
Clay	6,554	8	486	7,048
Duval	43,986	3,461	3,280	50,727
Nassau	2,350	171	240	2,761

COUNTY CRIMINAL FILINGS, Continued
by Category and Circuit/County
 FY 2010-11

Circuit/ County	Misdemeanors and Criminal Traffic	County and Municipal Ordinances	Driving Under the Influence	Total
Circuit 5	27,939	689	2,333	30,961
Citrus	3,898	313	271	4,482
Hernando	4,543	5	388	4,936
Lake	8,282	135	658	9,075
Marion	9,340	173	906	10,419
Sumter	1,876	63	110	2,049
Circuit 6	49,218	7,830	4,943	61,991
Pasco	13,893	592	1,717	16,202
Pinellas	35,325	7,238	3,226	45,789
Circuit 7	43,583	2,905	2,353	48,841
Flagler	4,046	0	211	4,257
Putnam	3,568	17	150	3,735
St. Johns	4,906	393	321	5,620
Volusia	31,063	2,495	1,671	35,229
Circuit 8	18,615	1,302	1,189	21,106
Alachua	13,490	1,195	899	15,584
Baker	1,209	3	81	1,293
Bradford	1,316	0	73	1,389
Gilchrist	495	16	21	532
Levy	1,751	87	98	1,936
Union	354	1	17	372
Circuit 9	51,082	5,191	4,068	60,341
Orange	40,115	5,066	3,173	48,354
Osceola	10,967	125	895	11,987

7

County Criminal ❖ Filings

COUNTY CRIMINAL FILINGS, Continued
by Category and Circuit/County
 FY 2010-11

Circuit/ County	Misdemeanors and Criminal Traffic	County and Municipal Ordinances	Driving Under the Influence	Total
Circuit 10	31,490	3,292	1,557	36,339
Hardee	1,865	102	74	2,041
Highlands	2,707	1	230	2,938
Polk	26,918	3,189	1,253	31,360
Circuit 11	124,995	2,126	5,272	132,393
Miami-Dade	124,995	2,126	5,272	132,393
Circuit 12	24,324	1,165	2,138	27,627
Desoto	1,422	0	86	1,508
Manatee	11,956	340	767	13,063
Sarasota	10,946	825	1,285	13,056
Circuit 13	59,690	3,894	4,621	68,205
Hillsborough	59,690	3,894	4,621	68,205
Circuit 14	16,194	531	916	17,641
Bay	12,045	520	623	13,188
Calhoun	460	11	40	511
Gulf	384	0	62	446
Holmes	757	0	40	797
Jackson	1,954	0	113	2,067
Washington	594	0	38	632
Circuit 15	67,980	4,772	3,298	76,050
Palm Beach	67,980	4,772	3,298	76,050
Circuit 16	3,744	460	312	4,516
Monroe	3,744	460	312	4,516

COUNTY CRIMINAL FILINGS, Continued
by Category and Circuit/County
 FY 2010-11

Circuit/ County	Misdemeanors and Criminal Traffic	County and Municipal Ordinances	Driving Under the Influence	Total
Circuit 17	61,579	8,533	4,896	75,008
Broward	61,579	8,533	4,896	75,008
Circuit 18	41,104	686	3,284	45,074
Brevard	24,199	558	2,124	26,881
Seminole	16,905	128	1,160	18,193
Circuit 19	17,998	3,139	1,588	22,725
Indian River	3,385	25	325	3,735
Martin	5,727	1,457	618	7,802
Okeechobee	1,946	0	86	2,032
St. Lucie	6,940	1,657	559	9,156
Circuit 20	38,462	4,233	4,717	47,412
Charlotte	4,798	0	608	5,406
Collier	8,476	351	1,333	10,160
Glades	591	14	28	633
Hendry	2,984	67	199	3,250
Lee	21,613	3,801	2,549	27,963
State Total	778,755	55,298	54,839	888,892

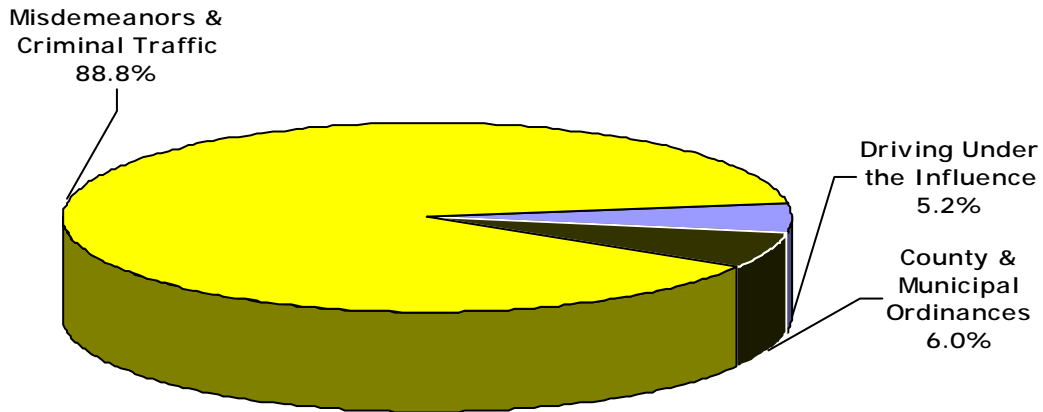
7

County Criminal ♦ Dispositions

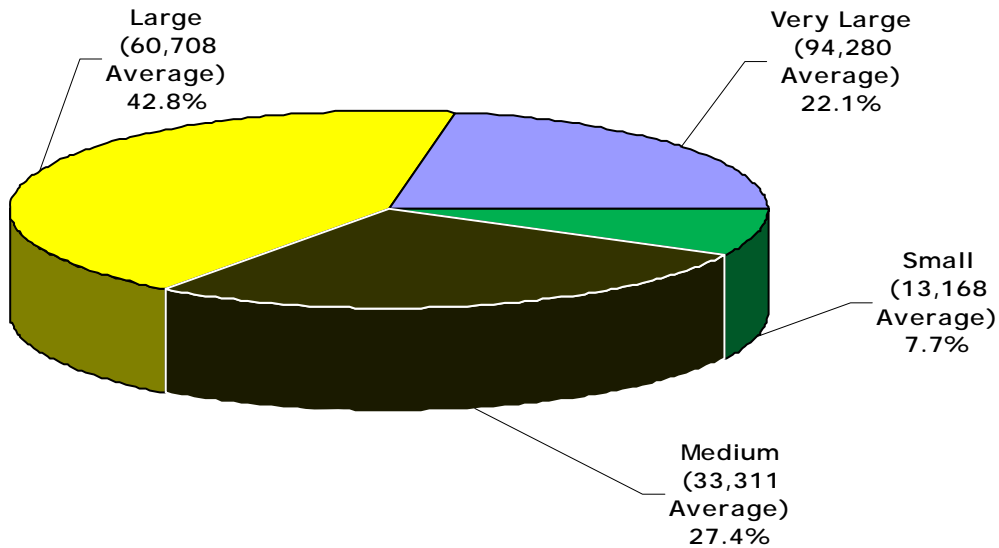
COUNTY CRIMINAL DISPOSITIONS
Statewide by Category, Case Type, and Month
FY 2010-11

Category/ Case Type	Jul	Aug	Sep	Oct	Nov	Dec	Jan	Feb	Mar	Apr	May	Jun	Total
A. Misdemeanors and Criminal Traffic	62,933	66,224	65,750	61,599	59,206	54,310	61,423	59,889	70,301	60,118	62,225	72,085	756,063
1. Misdemeanors	28,362	28,888	27,704	27,427	25,797	23,566	26,495	25,414	29,365	26,968	27,774	30,225	327,985
2. Worthless Checks	2,732	1,804	1,541	1,443	1,237	1,233	1,349	1,434	1,404	1,213	2,311	8,526	26,227
3. Criminal Traffic	31,839	35,532	36,505	32,729	32,172	29,511	33,579	33,041	39,532	31,937	32,140	33,334	401,851
B. County and Municipal Ordinances	4,745	4,825	4,693	4,324	3,865	3,692	3,936	3,964	4,760	4,035	4,253	4,314	51,406
1. County Ordinances	1,806	1,817	1,717	1,462	1,381	1,282	1,515	1,591	1,654	1,402	1,541	1,428	18,596
2. Municipal Ordinances	2,939	3,008	2,976	2,862	2,484	2,410	2,421	2,373	3,106	2,633	2,712	2,886	32,810
C. Driving Under the Influence	3,468	3,676	3,811	3,757	3,429	3,046	3,954	3,796	4,167	3,697	3,692	3,867	44,360
1. Driving Under the Influence	3,468	3,676	3,811	3,757	3,429	3,046	3,954	3,796	4,167	3,697	3,692	3,867	44,360
Total	71,146	74,725	74,254	69,680	66,500	61,048	69,313	67,649	79,228	67,850	70,170	80,266	851,829

COUNTY CRIMINAL DISPOSITIONS by Category FY 2010-11



COUNTY CRIMINAL DISPOSITIONS by Circuit Size* FY 2010-11



*Small Circuits - 2nd, 3rd, 8th, 14th, 16th;
Medium Circuits - 1st, 5th, 7th, 10th, 12th, 18th, 19th;
Large Circuits - 4th, 6th, 9th, 13th, 15th, 20th;
Very Large Circuits - 11th, 17th (as defined in the Glossary).

7

County Criminal ♦ Dispositions

COUNTY CRIMINAL DISPOSITIONS by Case Type and Circuit FY 2010-11

Circuit	Misdemeanors	Worthless Checks	Criminal Traffic	County Ordinances	Municipal Ordinances	Driving Under the Influence	Total
1	12,918	1,945	11,312	720	86	1,824	28,805
2	7,070	468	5,996	3	8	866	14,411
3	3,468	402	3,096	28	17	365	7,376
4	21,944	12,803	29,330	113	3,362	3,868	71,420
5	12,487	707	12,697	171	324	1,973	28,359
6	22,216	1,432	20,240	2,016	6,323	4,113	56,340
7	24,083	2,312	18,218	682	2,306	1,543	49,144
8	10,405	638	7,217	100	1,238	1,100	20,698
9	23,756	155	24,708	2,956	1,620	3,056	56,251
10	15,665	1,564	14,918	2,384	703	1,313	36,547
11	34,175	59	82,699	1,303	808	4,677	123,721
12	9,816	184	12,362	189	732	1,466	24,749
13	21,788	346	36,360	1,288	2,635	2,972	65,389
14	11,132	1,353	6,213	142	466	879	20,185
15	22,179	12	39,426	2,007	1,580	2,804	68,008
16	2,113	16	485	86	309	163	3,172
17	20,940	105	31,913	265	7,716	3,900	64,839
18	23,736	884	16,055	381	250	2,404	43,710
19	10,386	454	7,435	1,541	613	1,437	21,866
20	17,708	388	21,171	2,221	1,714	3,637	46,839
Total	327,985	26,227	401,851	18,596	32,810	44,360	851,829

COUNTY CRIMINAL DISPOSITIONS
by Category and Circuit/County
 FY 2010-11

Circuit/ County	Misdemeanors and Criminal Traffic	County and Municipal Ordinances	Driving Under the Influence	Total
Circuit 1	26,175	806	1,824	28,805
Escambia	12,776	103	671	13,550
Okaloosa	7,151	14	536	7,701
Santa Rosa	4,292	452	427	5,171
Walton	1,956	237	190	2,383
Circuit 2	13,534	11	866	14,411
Franklin	700	7	31	738
Gadsden	2,031	0	79	2,110
Jefferson	442	0	21	463
Leon	9,229	3	643	9,875
Liberty	188	1	15	204
Wakulla	944	0	77	1,021
Circuit 3	6,966	45	365	7,376
Columbia	2,885	21	110	3,016
Dixie	569	4	23	596
Hamilton	442	0	23	465
Lafayette	162	0	7	169
Madison	836	0	44	880
Suwannee	995	3	82	1,080
Taylor	1,077	17	76	1,170
Circuit 4	64,077	3,475	3,868	71,420
Clay	6,718	8	408	7,134
Duval	54,486	3,353	3,265	61,104
Nassau	2,873	114	195	3,182

County Criminal ♦ Dispositions

COUNTY CRIMINAL DISPOSITIONS, Continued
by Category and Circuit/County
 FY 2010-11

Circuit/ County	Misdemeanors and Criminal Traffic	County and Municipal Ordinances	Driving Under the Influence	Total
Circuit 5	25,891	495	1,973	28,359
Citrus	3,075	138	221	3,434
Hernando	4,526	5	327	4,858
Lake	7,541	138	584	8,263
Marion	8,868	164	759	9,791
Sumter	1,881	50	82	2,013
Circuit 6	43,888	8,339	4,113	56,340
Pasco	13,180	685	1,473	15,338
Pinellas	30,708	7,654	2,640	41,002
Circuit 7	44,613	2,988	1,543	49,144
Flagler	3,868	0	143	4,011
Putnam	3,729	13	140	3,882
St. Johns	5,243	545	187	5,975
Volusia	31,773	2,430	1,073	35,276
Circuit 8	18,260	1,338	1,100	20,698
Alachua	13,435	1,250	894	15,579
Baker	1,170	1	54	1,225
Bradford	1,215	0	38	1,253
Gilchrist	469	0	24	493
Levy	1,640	86	79	1,805
Union	331	1	11	343
Circuit 9	48,619	4,576	3,056	56,251
Orange	38,467	4,446	2,401	45,314
Osceola	10,152	130	655	10,937

COUNTY CRIMINAL DISPOSITIONS, Continued
by Category and Circuit/County
 FY 2010-11

Circuit/ County	Misdemeanors and Criminal Traffic	County and Municipal Ordinances	Driving Under the Influence	Total
Circuit 10	32,147	3,087	1,313	36,547
Hardee	1,843	100	59	2,002
Highlands	2,880	1	187	3,068
Polk	27,424	2,986	1,067	31,477
Circuit 11	116,933	2,111	4,677	123,721
Miami-Dade	116,933	2,111	4,677	123,721
Circuit 12	22,362	921	1,466	24,749
Desoto	1,200	0	41	1,241
Manatee	11,155	317	526	11,998
Sarasota	10,007	604	899	11,510
Circuit 13	58,494	3,923	2,972	65,389
Hillsborough	58,494	3,923	2,972	65,389
Circuit 14	18,698	608	879	20,185
Bay	14,763	606	668	16,037
Calhoun	416	2	22	440
Gulf	451	0	31	482
Holmes	643	0	32	675
Jackson	1,772	0	103	1,875
Washington	653	0	23	676
Circuit 15	61,617	3,587	2,804	68,008
Palm Beach	61,617	3,587	2,804	68,008
Circuit 16	2,614	395	163	3,172
Monroe	2,614	395	163	3,172

7

County Criminal ♦ Dispositions

COUNTY CRIMINAL DISPOSITIONS, Continued
by Category and Circuit/County
 FY 2010-11

Circuit/ County	Misdemeanors and Criminal Traffic	County and Municipal Ordinances	Driving Under the Influence	Total
Circuit 17	52,958	7,981	3,900	64,839
Broward	52,958	7,981	3,900	64,839
Circuit 18	40,675	631	2,404	43,710
Brevard	24,221	512	1,599	26,332
Seminole	16,454	119	805	17,378
Circuit 19	18,275	2,154	1,437	21,866
Indian River	3,011	21	290	3,322
Martin	6,200	1,466	526	8,192
Okeechobee	1,955	0	69	2,024
St. Lucie	7,109	667	552	8,328
Circuit 20	39,267	3,935	3,637	46,839
Charlotte	5,095	0	408	5,503
Collier	8,609	321	1,099	10,029
Glades	560	13	22	595
Hendry	2,722	25	174	2,921
Lee	22,281	3,576	1,934	27,791
State Total	756,063	51,406	44,360	851,829

COUNTY CRIMINAL DISPOSITIONS
Statewide by Case Type and Disposition Type
 FY 2010-11

Disposition Type	Misdemeanors	Worthless Checks	County Ordinances	Municipal Ordinances	Total
A. Before Trial	323,852	26,202	18,088	32,038	400,180
1. No File	48,730	280	283	3,027	52,320
2. Speedy Trial	26	0	0	1	27
3. Dismissed	61,162	5,798	4,482	4,997	76,439
4. Transferred	1,232	6	3	6	1,247
5. Plea	184,417	6,595	12,796	22,792	226,600
6. Other*	28,285	13,523	524	1,215	43,547
B. After Trial Non-Jury	2,560	21	493	763	3,837
1. Acquittal/Dismissal	545	6	123	129	803
2. Plea	1,101	12	76	314	1,503
3. Convictions	914	3	294	320	1,531
C. After Trial By Jury	1,573	4	15	9	1,601
1. Acquittal/Dismissal	879	1	8	3	891
2. Plea	121	2	3	4	130
3. Conviction	573	1	4	2	580
Total	327,985	26,227	18,596	32,810	405,618

COUNTY CRIMINAL TRAFFIC DISPOSITIONS
Statewide by Case Type and Disposition Type
 FY 2010-11

Disposition Type	Criminal Traffic	Driving Under the Influence	Total
A. Disposed by Judge (No Trial)	267,885	32,468	300,353
B. Disposed by Jury Trial	562	815	1,377
C. Disposed by Non-Jury Trial	32,681	5,085	37,766
D. Disposed by Other	100,723	5,992	106,715
Total	401,851	44,360	446,211

*The disposition category "Other" is used to report cases as disposed for: defendants placed on deferred prosecution or other pretrial diversion or probation program approved after an information or indictment is filed, defendants declared mentally or physically unable to stand trial, cases disposed upon estreatment of a bond, cases that are nolle prosequi (no further prosecution) for administrative reasons, etc.

County Criminal ♦ Dispositions

COUNTY CRIMINAL JURY TRIAL DISPOSITIONS*
by Circuit
FY 2010-11

Circuit (Circuit Seat)	Acquittals/Dismissals	Pleas	Convictions	Total
First (Pensacola)	56	2	37	95
Second (Tallahassee)	36	1	25	62
Third (Lake City)	6	0	1	7
Fourth (Jacksonville)	17	10	18	45
Fifth (Tavares)	32	9	20	61
Sixth (Clearwater)	78	2	63	143
Seventh (Daytona Beach)	20	9	15	44
Eighth (Gainesville)	22	4	23	49
Ninth (Orlando)	113	0	56	169
Tenth (Bartow)	45	3	25	73
Eleventh (Miami)	134	4	104	242
Twelfth (Sarasota)	20	5	20	45
Thirteenth (Tampa)	18	2	10	30
Fourteenth (Panama City)	6	0	4	10
Fifteenth (West Palm Beach)	53	20	13	86
Sixteenth (Key West)	8	2	10	20
Seventeenth (Ft. Lauderdale)	79	0	35	114
Eighteenth (Sanford)	87	29	57	173
Nineteenth (Ft. Pierce)	12	9	11	32
Twentieth (Ft. Myers)	49	19	33	101
Total	891	130	580	1,601

*Criminal Traffic and DUI dispositions are not included.

COUNTY CRIMINAL JURY TRIAL AND CONVICTION RATES*
by Circuit
FY 2010-11

Circuit (Circuit Seat)	By Jury - Acquittals/Dismissals, Pleas, and Convictions	Total Dispositions	Jury Trial Rates	Total Pleas and Convictions	Total Dispositions (excludes No Files, Transferred and Other)	Conviction Rates
First (Pensacola)	95	15,669	0.6%	10,272	12,719	80.8%
Second (Tallahassee)	62	7,549	0.8%	3,937	4,706	83.7%
Third (Lake City)	7	3,915	0.2%	2,370	3,092	76.6%
Fourth (Jacksonville)	45	38,222	0.1%	20,357	23,523	86.5%
Fifth (Tavares)	61	13,689	0.4%	9,143	10,250	89.2%
Sixth (Clearwater)	143	31,987	0.4%	24,399	25,877	94.3%
Seventh (Daytona Beach)	44	29,383	0.1%	14,877	21,085	70.6%
Eighth (Gainesville)	49	12,381	0.4%	5,115	7,372	69.4%
Ninth (Orlando)	169	28,487	0.6%	13,572	17,538	77.4%
Tenth (Bartow)	73	20,316	0.4%	12,074	15,427	78.3%
Eleventh (Miami)	242	36,345	0.7%	19,888	30,880	64.4%
Twelfth (Sarasota)	45	10,921	0.4%	6,412	7,109	90.2%
Thirteenth (Tampa)	30	26,057	0.1%	14,155	23,530	60.2%
Fourteenth (Panama City)	10	13,093	0.1%	5,453	7,313	74.6%
Fifteenth (West Palm Beach)	86	25,778	0.3%	12,503	23,747	52.7%
Sixteenth (Key West)	20	2,524	0.8%	2,024	2,150	94.1%
Seventeenth (Ft. Lauderdale)	114	29,026	0.4%	18,006	23,805	75.6%
Eighteenth (Sanford)	173	25,251	0.7%	14,822	20,611	71.9%
Nineteenth (Ft. Pierce)	32	12,994	0.2%	7,413	10,975	67.5%
Twentieth (Ft. Myers)	101	22,031	0.5%	13,552	16,795	80.7%
Total	1,601	405,618	0.4%	230,344	308,504	74.7%

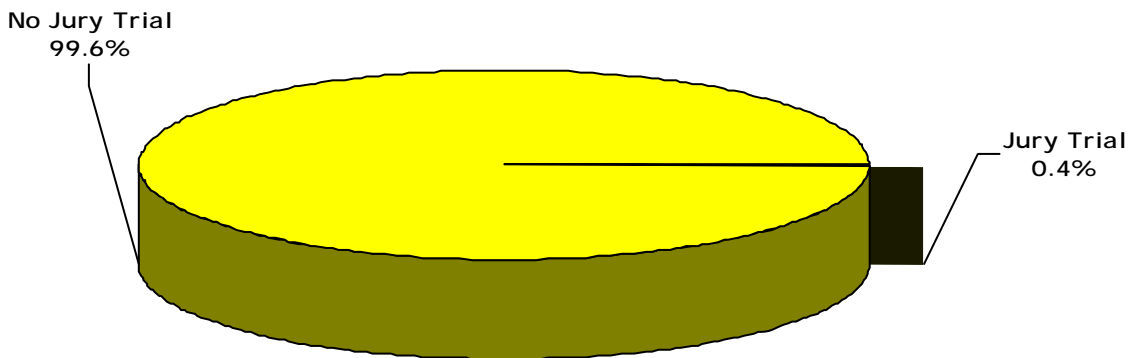
*Criminal Traffic and DUI dispositions are not included.



County Criminal ♦ Dispositions

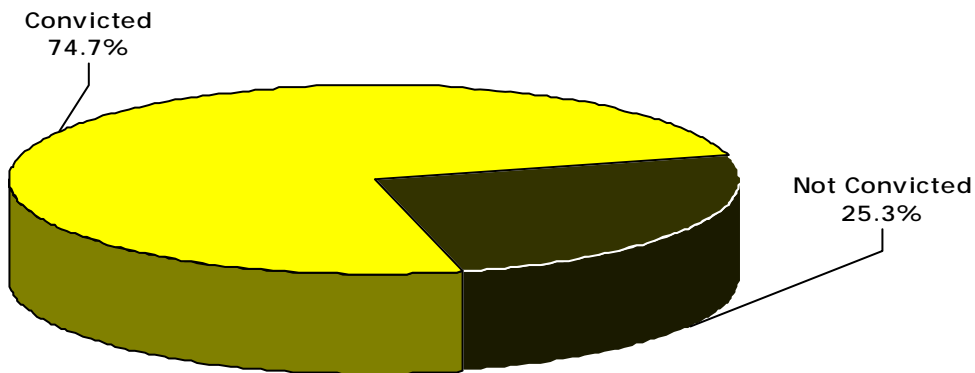
COUNTY CRIMINAL JURY TRIAL RATE

FY 2010-11



COUNTY CRIMINAL CONVICTION RATE

FY 2010-11



The County Criminal division also involves other statistics such as clearance rates, reopenings, bond hearings, adversary preliminary hearings, probation revocation hearings, and post conviction relief motions. **These data are provided by the 67 clerks of court. However, dispositions and special proceedings data are not audited for accuracy by the OSCA.**

Clearance Rates - The clearance rate is a useful measure of the responsiveness of a court to the demand for services, and is nationally recognized as a measure of court performance. The rate is determined by taking the total number of cases *disposed* divided by the total number of cases *filed* during a specific time period. If a court received 1,000 new cases a month and disposed of 900 cases within the same month, the clearance rate for that month would be 90%.

Reopenings - A reopening occurs when a case that has previously been reported as disposed is resubmitted to the court through a motion or petition.

Bond Hearings - A bond hearing is a hearing in which a county court judge considers a defendant's pretrial release status at a special hearing for the purpose of setting or modifying bond or other pretrial release.

Adversary Preliminary Hearings - An adversary preliminary hearing is a proceeding in which a judge considers evidence presented so that the court can determine whether there is sufficient cause to hold the accused for trial.

Probation Revocation Hearings - A probation revocation hearing is a proceeding in which a judge determines whether a defendant's probation should be modified or revoked following an alleged violation.

Post Conviction Relief Motions - A post conviction relief motion is a motion to vacate, set aside, or correct a sentence pursuant to rule 3.850, Florida Rules of Criminal Procedure.

County Criminal ❖ Other Statistics

COUNTY CRIMINAL CLEARANCE RATES
by Circuit
FY 2010-11

Circuit	Filings	Dispositions	Clearance Rates
1	29,626	28,805	97.2%
2	14,841	14,411	97.1%
3	7,659	7,376	96.3%
4	60,536	71,420	118.0%
5	30,961	28,359	91.6%
6	61,991	56,340	90.9%
7	48,841	49,144	100.6%
8	21,106	20,698	98.1%
9	60,341	56,251	93.2%
10	36,339	36,547	100.6%
11	132,393	123,721	93.4%
12	27,627	24,749	89.6%
13	68,205	65,389	95.9%
14	17,641	20,185	114.4%
15	76,050	68,008	89.4%
16	4,516	3,172	70.2%
17	75,008	64,839	86.4%
18	45,074	43,710	97.0%
19	22,725	21,866	96.2%
20	47,412	46,839	98.8%
Total	888,892	851,829	95.8%

COUNTY CRIMINAL SPECIAL PROCEEDINGS
by Circuit
 FY 2010-11

Circuit	Reopenings	Bond Hearings	Adversary Preliminary Hearings	Probation Revocation Hearings	Post Conviction Relief Motions	Total
1	498	55	0	2,757	48	3,358
2	854	8	0	868	3	1,733
3	213	0	0	652	1	866
4	714	102	1	1,341	40	2,198
5	924	9	0	2,087	4	3,024
6	295	2,736	1	4,288	9	7,329
7	524	2	0	2,440	4	2,970
8	1,977	342	0	1,771	8	4,098
9	998	190	0	955	10	2,153
10	2,319	8	2	1,703	8	4,040
11	0	84	0	580	566	1,230
12	1,026	118	0	2,173	2	3,319
13	3,756	1,307	0	1,109	0	6,172
14	741	0	0	915	1	1,657
15	472	0	0	1,541	76	2,089
16	0	0	0	1	0	1
17	687	110	0	1,933	447	3,177
18	3,856	125	0	2,925	5	6,911
19	501	46	0	2,324	5	2,876
20	716	154	0	2,994	109	3,973
Total	21,071	5,396	4	35,357	1,346	63,174