

Overall Statistics

Sections 26.031 and 34.022, Florida Statutes, specify the number of judges within each circuit and county. The following table reflects circuit and county judges authorized by the Florida Legislature for Fiscal Year 2011-12.

CIRCUIT AND COUNTY COURT JUDGES by Circuit FY 2011-12

Circuit (Circuit Seat)	Circuit Judges	County Judges	Total
First (Pensacola)	24	11	35
Second (Tallahassee)	16	10	26
Third (Lake City)	7	7	14
Fourth (Jacksonville)	35	20	55
Fifth (Tavares)	31	11	42
Sixth (Clearwater)	45	24	69
Seventh (Daytona Beach)	27	15	42
Eighth (Gainesville)	13	10	23
Ninth (Orlando)	43	22	65
Tenth (Bartow)	28	12	40
Eleventh (Miami)	80	43	123
Twelfth (Sarasota)	21	10	31
Thirteenth (Tampa)	45	17	62
Fourteenth (Panama City)	11	9	20
Fifteenth (West Palm Beach)	35	19	54
Sixteenth (Key West)	4	4	8
Seventeenth (Ft. Lauderdale)	58	32	90
Eighteenth (Sanford)	26	17	43
Nineteenth (Ft. Pierce)	19	10	29
Twentieth (Ft. Myers)	31	19	50
Total	599	322	921

CIRCUIT AND COUNTY COURT JUDGES*
by Circuit and Division
FY 2011-12

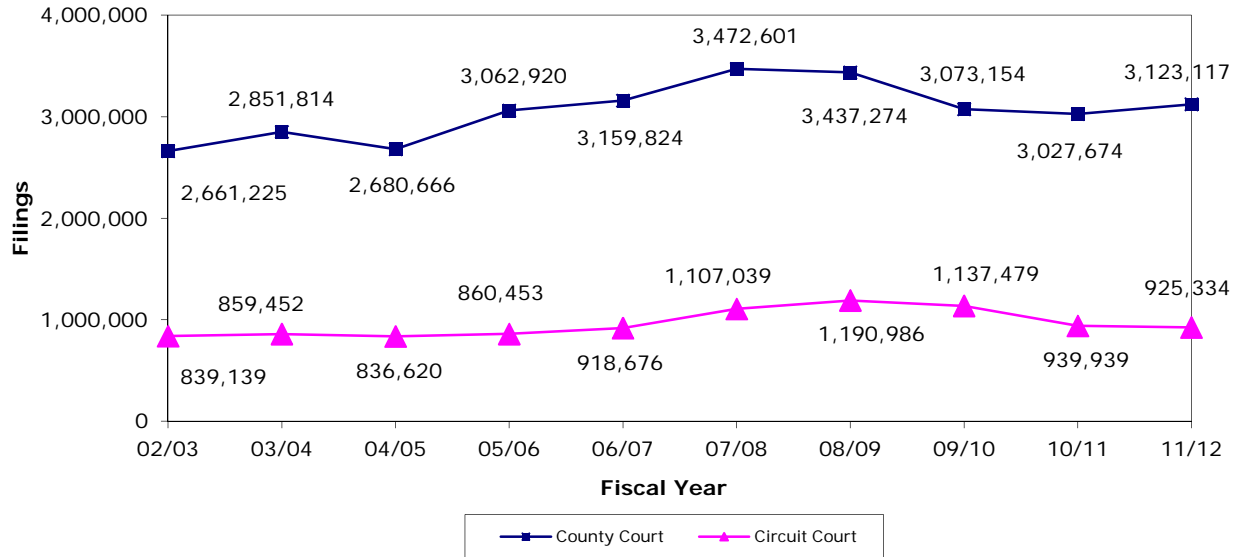
Circuit	Circuit Court						County Court				Total
	Administrative	Criminal	Civil	Family Court**	Probate	Total	Administrative	Criminal	Civil	Total	
1	0.4	7.6	5.2	9.8	1.0	24	0.0	7.5	3.5	11	35
2	0.6	5.4	4.2	5.2	0.7	16	0.4	6.1	3.5	10	26
3	0.3	2.1	1.9	2.5	0.2	7	0.1	4.3	2.7	7	14
4	1.5	9.0	10.2	13.0	1.3	35	0.2	13.6	6.2	20	55
5	0.0	8.9	6.7	13.5	2.0	31	0.0	6.0	5.0	11	42
6	0.8	13.7	11.5	16.4	2.8	45	0.0	13.9	10.1	24	69
7	0.1	8.5	6.0	10.0	2.4	27	0.1	8.7	6.2	15	42
8	0.6	4.4	2.9	4.5	0.7	13	0.2	6.2	3.7	10	23
9	1.0	15.0	10.5	15.0	1.5	43	0.3	17.0	4.8	22	65
10	0.6	9.0	6.5	10.4	1.6	28	0.1	8.1	3.8	12	40
11	2.7	26.5	24.4	22.5	4.0	80	2.1	22.9	18.0	43	123
12	0.5	6.8	4.8	7.4	1.5	21	0.0	6.9	3.1	10	31
13	1.8	14.4	11.8	16.1	1.1	45	0.3	8.6	8.1	17	62
14	0.4	2.9	2.9	4.4	0.3	11	0.0	4.5	4.5	9	20
15	1.0	8.0	12.0	11.2	2.8	35	0.0	10.4	8.6	19	54
16	0.0	0.8	1.4	1.5	0.2	4	0.0	2.8	1.2	4	8
17	1.0	19.0	16.5	19.0	2.5	58	0.0	19.5	12.5	32	90
18	0.5	9.9	5.2	9.3	1.2	26	0.0	12.6	4.4	17	43
19	0.2	7.1	3.9	7.2	0.6	19	0.0	5.7	4.3	10	29
20	0.5	9.0	8.3	11.1	2.2	31	0.2	12.6	6.2	19	50
Total	14.4	187.8	156.6	209.7	30.4	599	3.8	197.9	120.3	322	921

*These data are reported annually by each circuit in the judgeship needs application.

**Family Court includes Domestic Relations, Juvenile Delinquency, Juvenile Dependency, and Termination of Parental Rights.

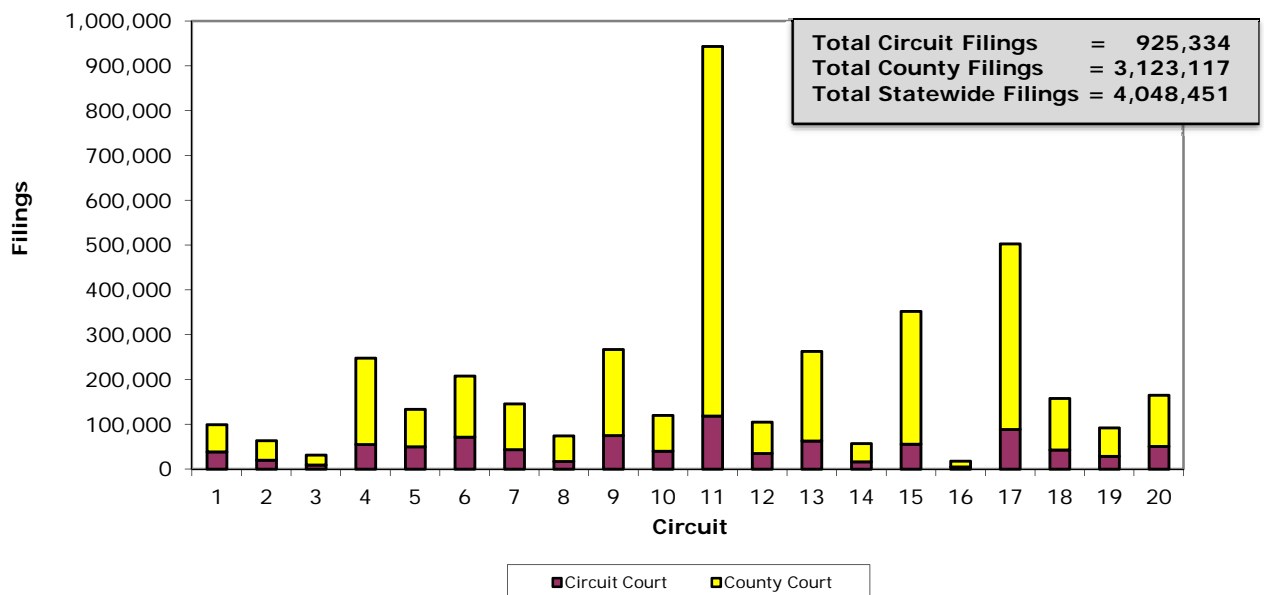
Overall Statistics ◆ **Filings**

CIRCUIT AND COUNTY COURT FILINGS*
FY 2002-03 to FY 2011-12



*For fiscal year 2006-07 through fiscal year 2011-12, the increase in circuit court filings is attributed to real property/mortgage foreclosure filings.

CIRCUIT AND COUNTY COURT FILINGS
by Circuit
FY 2011-12



CIRCUIT AND COUNTY COURT FILINGS
Statewide by Division and Month
FY 2011-12

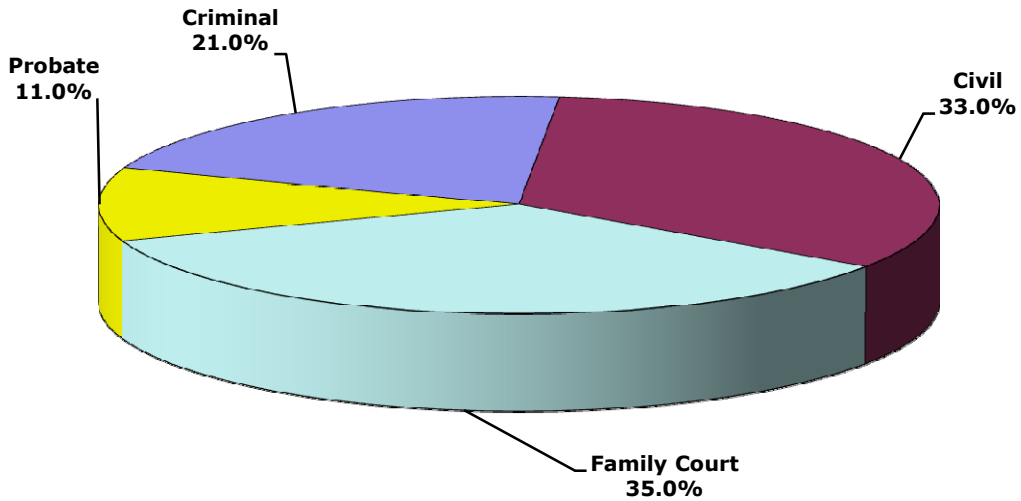
Division	Jul	Aug	Sep	Oct	Nov	Dec	Jan	Feb	Mar	Apr	May	Jun	Total
A. Circuit Court	72,040	82,105	76,776	78,315	74,777	74,625	72,763	74,851	83,815	78,359	80,655	76,253	925,334
1. Criminal	15,950	17,664	16,632	16,148	14,899	15,173	16,718	16,348	16,190	15,894	16,742	15,993	194,351
2. Civi	20,646	24,338	23,670	25,197	24,123	24,416	25,024	26,189	30,788	27,164	27,409	26,840	305,804
3. Family Court*	27,455	31,095	28,415	29,106	27,893	27,248	22,709	23,766	27,441	26,267	27,276	24,874	323,545
4. Probate	7,989	9,008	8,059	7,864	7,862	7,788	8,312	8,548	9,396	9,034	9,228	8,546	101,634
B. County Court	261,158	267,779	254,081	234,068	224,170	250,589	271,483	259,778	290,568	262,812	281,712	264,919	3,123,117
1. Criminal	72,501	73,952	70,688	65,212	62,890	68,036	71,441	70,067	79,769	71,270	76,901	70,559	853,286
2. Civil**	188,657	193,827	183,393	168,856	161,280	182,553	200,042	189,711	210,799	191,542	204,811	194,360	2,269,831
Total	333,198	349,884	330,857	312,383	298,947	325,214	344,246	334,629	374,383	341,171	362,367	341,172	4,048,451

*Family Court filings include Domestic Relations, Juvenile Delinquency, Juvenile Dependency, and Termination of Parental Rights.

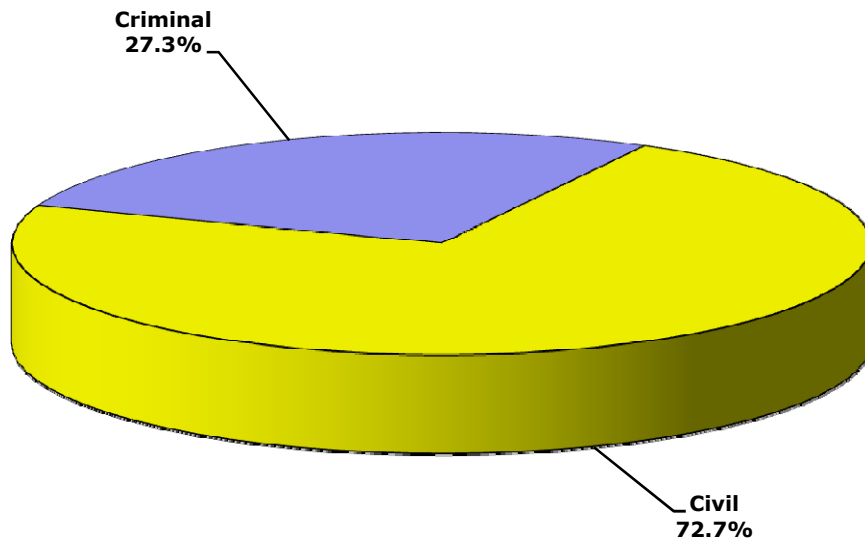
**These data do not include all Civil Traffic Infractions reported to the Department of Highway Safety and Motor Vehicles by the clerks of court. They only represent those Civil Traffic Infraction filings involving a judge or hearing officer.

Overall Statistics ◆ **Filings**

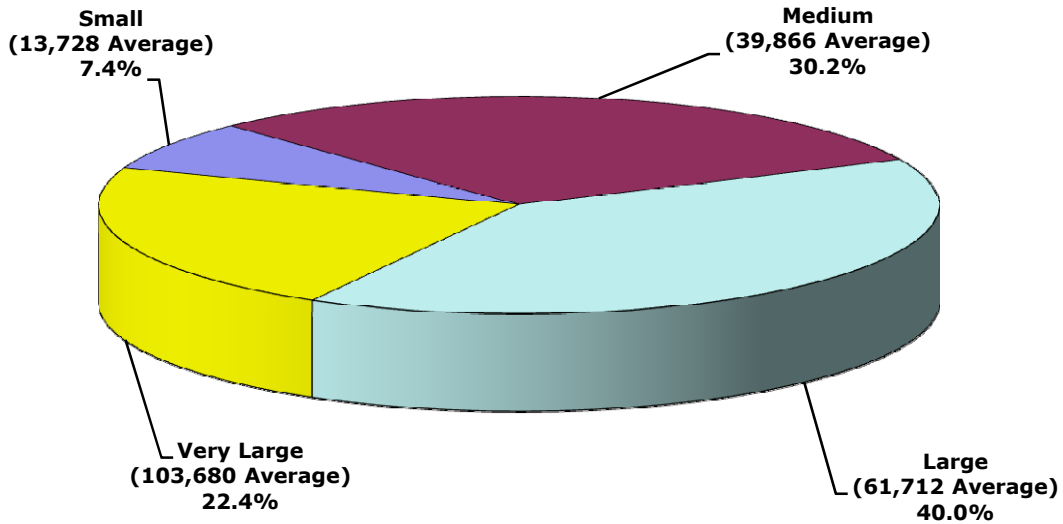
CIRCUIT COURT FILINGS
by Division
FY 2011-12



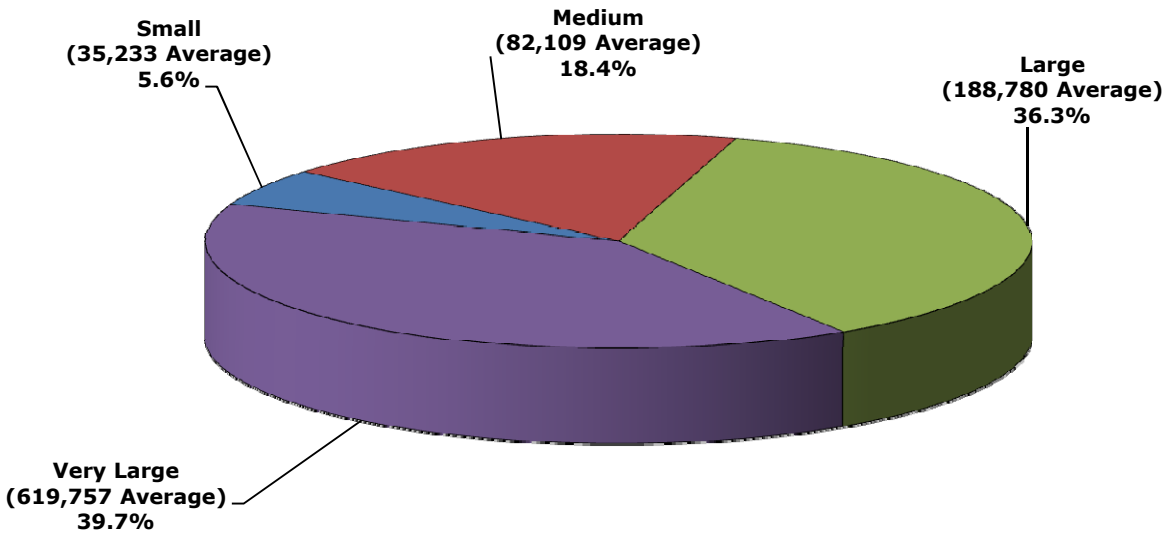
COUNTY COURT FILINGS
by Division
FY 2011-12



CIRCUIT COURT FILINGS
by Circuit Size*
FY 2011-12



COUNTY COURT FILINGS
by Circuit Size*
FY 2011-12



*Small Circuits - 2nd, 3rd, 8th, 14th, 16th;
Medium Circuits - 1st, 5th, 7th, 10th, 12th, 18th, 19th;
Large Circuits - 4th, 6th, 9th, 13th, 15th, 20th; and
Very Large Circuits - 11th, 17th (as defined in the Glossary).

Overall Statistics ◆ **Filings**

CIRCUIT AND COUNTY COURT FILINGS
by Circuit/County and Division
FY 2011-12

Circuit/County	Circuit Court					County Court			Total
	Criminal	Civil	Family Court*	Probate	Total	Criminal	Civil**	Total	
Circuit 1	10,698	7,975	15,357	4,622	38,652	28,670	32,007	60,677	99,329
Escambia	5,526	3,013	7,614	2,759	18,912	13,821	9,470	23,291	42,203
Okaloosa	2,391	2,257	4,108	985	9,741	6,775	11,673	18,448	28,189
Santa Rosa	1,784	1,486	2,662	640	6,572	4,879	7,137	12,016	18,588
Walton	997	1,219	973	238	3,427	3,195	3,727	6,922	10,349
Circuit 2	4,859	5,578	6,755	2,981	20,173	13,068	30,555	43,623	63,796
Franklin	273	263	262	84	882	890	875	1,765	2,647
Gadsden	669	776	930	468	2,843	2,109	6,141	8,250	11,093
Jefferson	258	118	215	81	672	514	1,997	2,511	3,183
Leon	3,201	3,949	4,610	2,188	13,948	8,427	19,468	27,895	41,843
Liberty	107	59	122	27	315	194	518	712	1,027
Wakulla	351	413	616	133	1,513	934	1,556	2,490	4,003
Circuit 3	2,478	1,782	4,316	1,103	9,679	7,661	14,080	21,741	31,420
Columbia	847	702	1,567	480	3,596	2,956	5,017	7,973	11,569
Dixie	183	92	337	81	693	478	1,085	1,563	2,256
Hamilton	142	224	297	63	726	640	1,183	1,823	2,549
Lafayette	40	62	143	35	280	194	274	468	748
Madison	295	151	379	130	955	957	2,965	3,922	4,877
Suwannee	686	377	1,036	217	2,316	1,360	1,976	3,336	5,652
Taylor	285	174	557	97	1,113	1,076	1,580	2,656	3,769
Circuit 4	11,859	16,085	22,066	5,033	55,043	56,502	136,084	192,586	247,629
Clay	2,671	2,292	3,707	507	9,177	6,354	10,932	17,286	26,463
Duval	8,568	12,942	17,135	4,252	42,897	47,563	122,065	169,628	212,525
Nassau	620	851	1,224	274	2,969	2,585	3,087	5,672	8,641

CIRCUIT AND COUNTY COURT FILINGS, Continued
by Circuit/County and Division
FY 2011-12

Circuit/County	Circuit Court					County Court			Total
	Criminal	Civil	Family Court*	Probate	Total	Criminal	Civil**	Total	
Circuit 5	10,546	16,413	16,651	6,656	50,266	30,170	53,296	83,466	133,732
Citrus	1,061	1,892	2,084	856	5,893	3,802	4,750	8,552	14,445
Hernando	2,000	3,628	3,007	1,801	10,436	4,775	11,552	16,327	26,763
Lake	2,872	4,247	4,543	1,704	13,366	9,377	17,906	27,283	40,649
Marion	3,792	4,778	6,167	1,901	16,638	10,211	14,798	25,009	41,647
Sumter	821	1,868	850	394	3,933	2,005	4,290	6,295	10,228
Circuit 6	17,517	22,191	22,987	8,542	71,237	58,540	77,857	136,397	207,634
Pasco	4,704	7,872	8,070	2,634	23,280	15,544	22,726	38,270	61,550
Pinellas	12,813	14,319	14,917	5,908	47,957	42,996	55,131	98,127	146,084
Circuit 7	9,691	13,049	15,628	5,302	43,670	47,284	54,576	101,860	145,530
Flagler	681	1,718	1,714	572	4,685	3,680	4,597	8,277	12,962
Putnam	1,425	681	1,947	366	4,419	4,283	3,218	7,501	11,920
St. Johns	1,226	2,541	2,889	781	7,437	5,742	9,140	14,882	22,319
Volusia	6,359	8,109	9,078	3,583	27,129	33,579	37,621	71,200	98,329
Circuit 8	4,851	3,351	6,963	2,163	17,328	19,119	37,984	57,103	74,431
Alachua	2,800	2,121	4,397	1,595	10,913	14,056	26,942	40,998	51,911
Baker	401	245	523	139	1,308	1,122	2,221	3,343	4,651
Bradford	775	263	534	86	1,658	1,481	5,732	7,213	8,871
Gilchrist	185	143	326	63	717	480	583	1,063	1,780
Levy	491	431	905	175	2,002	1,602	1,959	3,561	5,563
Union	199	148	278	105	730	378	547	925	1,655
Circuit 9	16,938	25,773	27,207	4,982	74,900	56,548	135,941	192,489	267,389
Orange	13,864	20,207	21,215	4,038	59,324	44,921	108,504	153,425	212,749
Osceola	3,074	5,566	5,992	944	15,576	11,627	27,437	39,064	54,640

Overall Statistics ◆ **Filings**

CIRCUIT AND COUNTY COURT FILINGS, Continued
by Circuit/County and Division
FY 2011-12

Circuit/County	Circuit Court					County Court			Total
	Criminal	Civil	Family Court*	Probate	Total	Criminal	Civil**	Total	
Circuit 10	10,003	9,311	16,546	4,360	40,220	34,545	45,335	79,880	120,100
Hardee	316	182	550	100	1,148	1,856	1,870	3,726	4,874
Highlands	935	1,052	1,773	900	4,660	2,569	4,588	7,157	11,817
Polk	8,752	8,077	14,223	3,360	34,412	30,120	38,877	68,997	103,409
Circuit 11	19,218	49,179	39,022	10,967	118,386	131,125	694,371	825,496	943,882
Miami-Dade	19,218	49,179	39,022	10,967	118,386	131,125	694,371	825,496	943,882
Circuit 12	6,713	10,823	11,030	6,258	34,824	27,702	42,422	70,124	104,948
Desoto	489	351	569	95	1,504	1,509	1,510	3,019	4,523
Manatee	2,694	4,459	5,105	1,752	14,010	12,451	14,223	26,674	40,684
Sarasota	3,530	6,013	5,356	4,411	19,310	13,742	26,689	40,431	59,741
Circuit 13	12,810	18,904	24,976	5,941	62,631	62,157	138,238	200,395	263,026
Hillsborough	12,810	18,904	24,976	5,941	62,631	62,157	138,238	200,395	263,026
Circuit 14	5,248	3,542	6,139	1,688	16,617	17,617	23,005	40,622	57,239
Bay	3,252	2,361	3,913	1,021	10,547	13,341	14,846	28,187	38,734
Calhoun	265	85	298	77	725	443	828	1,271	1,996
Gulf	276	234	260	75	845	449	429	878	1,723
Holmes	330	111	379	105	925	721	1,247	1,968	2,893
Jackson	756	380	895	301	2,332	1,976	4,199	6,175	8,507
Washington	369	371	394	109	1,243	687	1,456	2,143	3,386
Circuit 15	9,170	23,056	16,402	7,315	55,943	73,301	223,015	296,316	352,259
Palm Beach	9,170	23,056	16,402	7,315	55,943	73,301	223,015	296,316	352,259
Circuit 16	1,244	1,341	1,841	418	4,844	4,248	8,826	13,074	17,918
Monroe	1,244	1,341	1,841	418	4,844	4,248	8,826	13,074	17,918

CIRCUIT AND COUNTY COURT FILINGS, Continued
by Circuit/County and Division
FY 2011-12

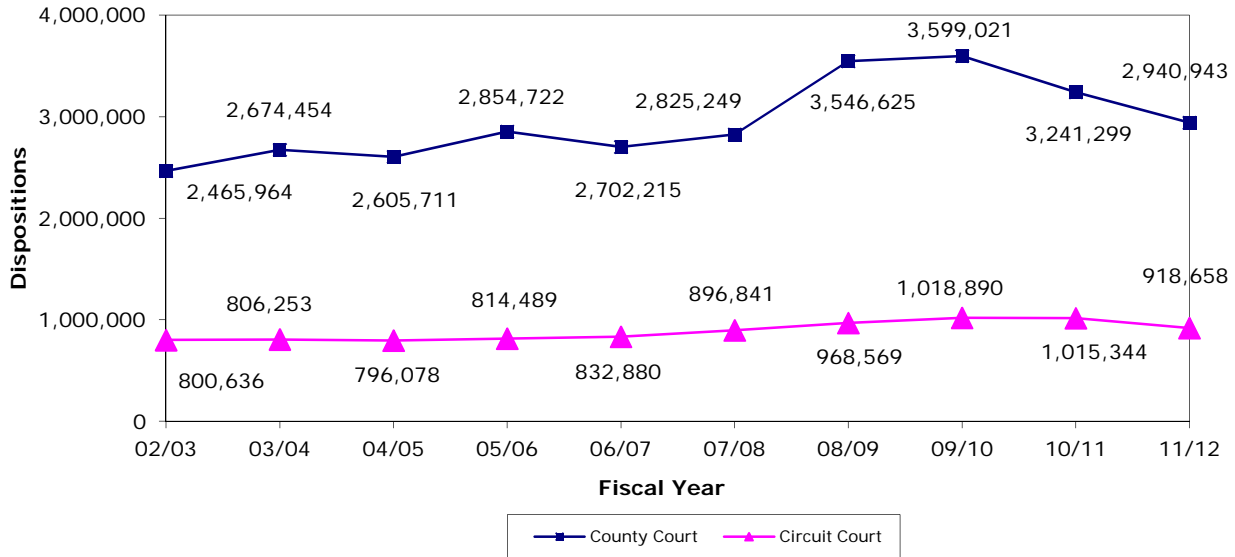
Circuit/County	Circuit Court					County Court			Total
	Criminal	Civil	Family Court*	Probate	Total	Criminal	Civil**	Total	
Circuit 17	16,979	35,150	28,387	8,457	88,973	72,596	341,421	414,017	502,990
Broward	16,979	35,150	28,387	8,457	88,973	72,596	341,421	414,017	502,990
Circuit 18	8,949	14,111	15,101	4,633	42,794	42,481	72,805	115,286	158,080
Brevard	5,859	7,836	9,289	2,696	25,680	24,252	32,633	56,885	82,565
Seminole	3,090	6,275	5,812	1,937	17,114	18,229	40,172	58,401	75,515
Circuit 19	5,674	9,423	9,764	3,776	28,637	22,267	41,202	63,469	92,106
Indian River	1,080	2,042	2,058	909	6,089	3,939	7,385	11,324	17,413
Martin	1,233	2,196	2,011	785	6,225	6,830	10,324	17,154	23,379
Okeechobee	630	529	757	159	2,075	1,833	1,716	3,549	5,624
St. Lucie	2,731	4,656	4,938	1,923	14,248	9,665	21,777	31,442	45,690
Circuit 20	8,906	18,767	16,407	6,437	50,517	47,685	66,811	114,496	165,013
Charlotte	1,899	2,640	2,435	1,752	8,726	5,639	7,371	13,010	21,736
Collier	1,480	4,561	3,713	1,741	11,495	10,361	18,660	29,021	40,516
Glades	158	78	188	44	468	517	1,389	1,906	2,374
Hendry	528	384	702	106	1,720	2,901	2,461	5,362	7,082
Lee	4,841	11,104	9,369	2,794	28,108	28,267	36,930	65,197	93,305
Total	194,351	305,804	323,545	101,634	925,334	853,286	2,269,831	3,123,117	4,048,451

*Family Court filings include Domestic Relations, Juvenile Delinquency, Juvenile Dependency, and Termination of Parental Rights.

**These data do not include all Civil Traffic Infractions reported to the Department of Highway Safety and Motor Vehicles by the clerks of court. They only represent those Civil Traffic Infraction filings involving a judge or hearing officer.

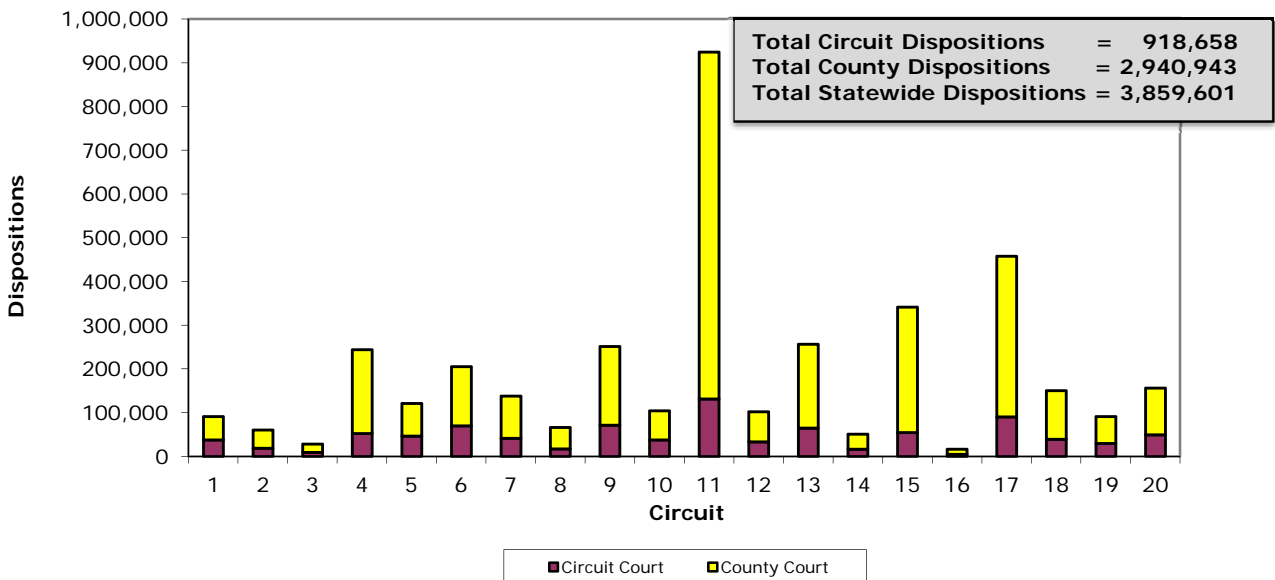
Overall Statistics ♦ Dispositions

**CIRCUIT AND COUNTY COURT DISPOSITIONS*
FY 2002-03 to FY 2011-12**



*For fiscal year 2008-09, the increase in county court dispositions is attributed to a refinement in the methodology used to calculate civil traffic infraction activity. Termination of Parental Rights dispositions are included for fiscal year 2010-11 forward. The reporting of these dispositions began in January 2010.

**CIRCUIT AND COUNTY COURT DISPOSITIONS
by Circuit
FY 2011-12**



CIRCUIT AND COUNTY COURT DISPOSITIONS
Statewide by Division and Month
FY 2011-12

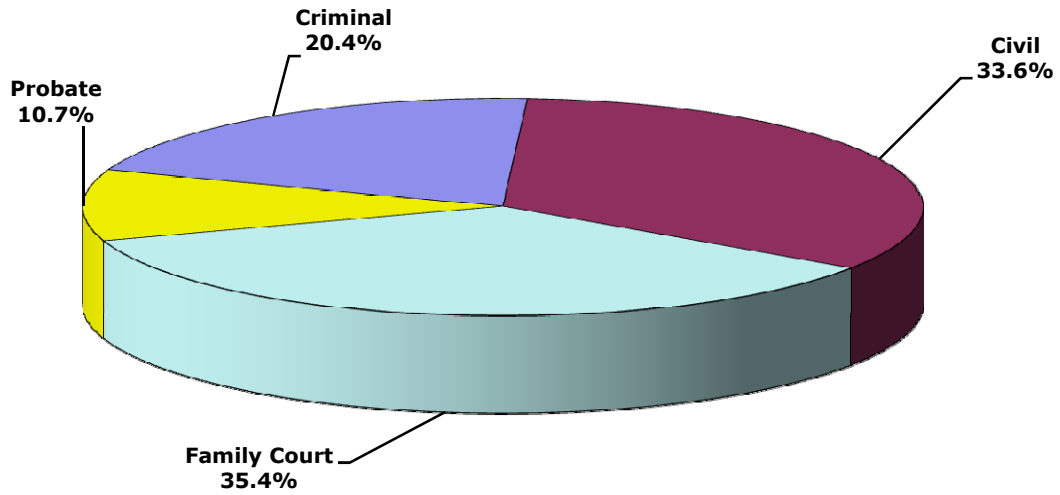
Division	Jul	Aug	Sep	Oct	Nov	Dec	Jan	Feb	Mar	Apr	May	Jun	Total
A. Circuit Court	72,842	81,076	77,525	80,348	74,184	70,156	76,587	77,339	78,219	75,957	80,668	73,757	918,658
1. Criminal	14,475	16,074	15,809	15,861	15,451	12,761	16,455	16,599	16,390	15,869	16,435	15,151	187,330
2. Civi	24,750	25,929	25,628	28,835	24,308	25,903	25,562	25,746	24,642	25,826	25,622	25,662	308,413
3. Family Court*	26,278	30,396	28,239	27,771	26,931	24,167	26,444	26,976	28,429	26,114	28,274	24,846	324,865
4. Probate	7,339	8,677	7,849	7,881	7,494	7,325	8,126	8,018	8,758	8,148	10,337	8,098	98,050
B. County Court	230,626	268,082	247,597	251,339	225,654	230,982	245,793	239,900	262,053	246,956	247,815	244,146	2,940,943
1. Criminal	60,969	73,848	66,851	65,503	61,728	58,784	68,576	67,786	74,304	69,980	67,049	67,451	802,829
2. Civil**	169,657	194,234	180,746	185,836	163,926	172,198	177,217	172,114	187,749	176,976	180,766	176,695	2,138,114
Total	303,468	349,158	325,122	331,687	299,838	301,138	322,380	317,239	340,272	322,913	328,483	317,903	3,859,601

*Family Court dispositions include Domestic Relations, Juvenile Delinquency, Juvenile Dependency, and Termination of Parental Rights. The reporting of Termination of Parental Rights dispositions began in January 2010.

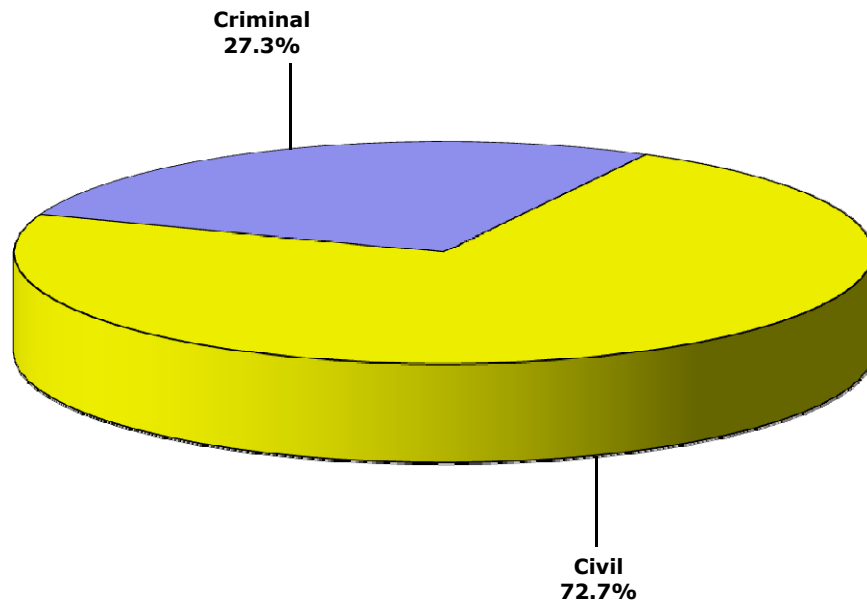
**These data do not include all Civil Traffic Infractions reported to the Department of Highway Safety and Motor Vehicles by the clerks of court. They only represent those Civil Traffic Infraction dispositions involving a judge or hearing officer.

Overall Statistics ♦ Dispositions

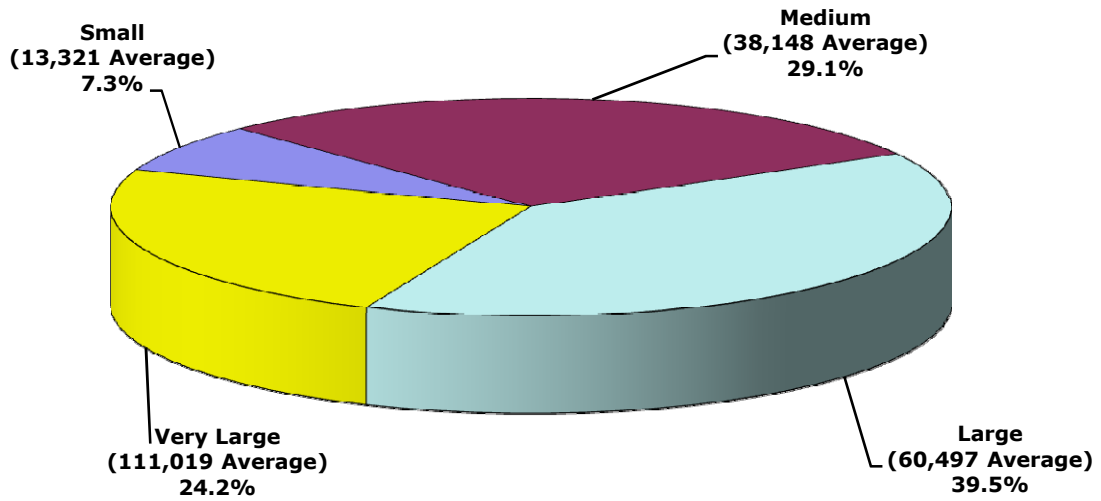
CIRCUIT COURT DISPOSITIONS
by Division
FY 2011-12



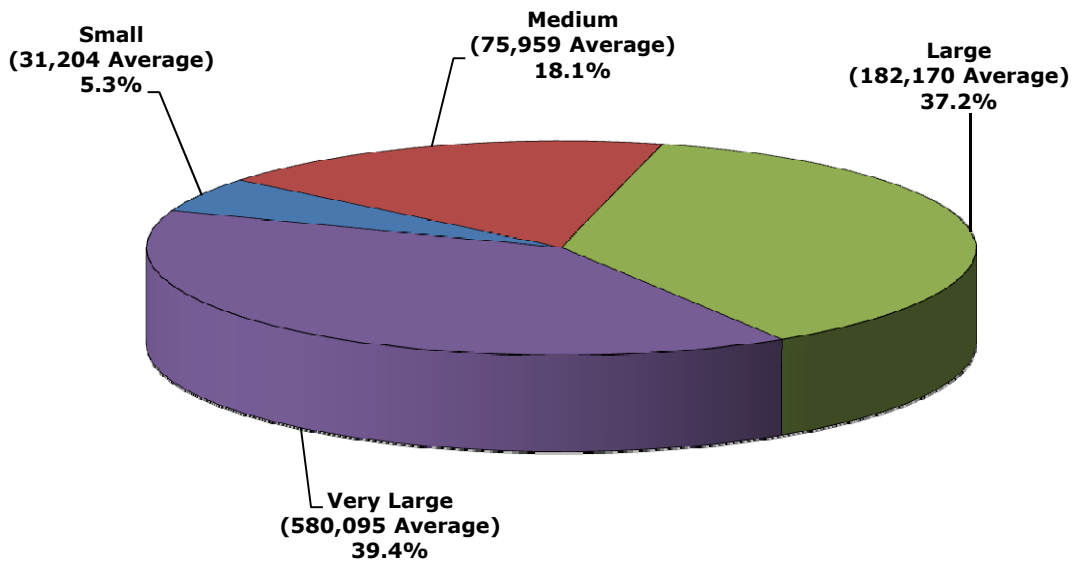
COUNTY COURT DISPOSITIONS
by Division
FY 2011-12



CIRCUIT COURT DISPOSITIONS by Circuit Size* FY 2011-12



COUNTY COURT DISPOSITIONS by Circuit Size* FY 2011-12



*Small Circuits - 2nd, 3rd, 8th, 14th, 16th;
Medium Circuits - 1st, 5th, 7th, 10th, 12th, 18th, 19th;
Large Circuits - 4th, 6th, 9th, 13th, 15th, 20th; and
Very Large Circuits - 11th, 17th (as defined in the Glossary).

Overall Statistics ◆ Dispositions

CIRCUIT AND COUNTY COURT DISPOSITIONS
by Circuit/County and Division
FY 2011-12

Circuit/County	Circuit Court					County Court			Total
	Criminal	Civil	Family Court*	Probate	Total	Criminal	Civil**	Total	
Circuit 1	9,947	6,835	15,331	5,990	38,103	28,029	24,880	52,909	91,012
Escambia	5,068	2,809	7,812	2,731	18,420	13,268	8,815	22,083	40,503
Okaloosa	2,242	1,618	3,900	2,443	10,203	7,358	8,773	16,131	26,334
Santa Rosa	1,655	1,069	2,673	593	5,990	4,616	3,800	8,416	14,406
Walton	982	1,339	946	223	3,490	2,787	3,492	6,279	9,769
Circuit 2	4,908	4,830	6,336	2,738	18,812	12,655	29,075	41,730	60,542
Franklin	306	372	300	28	1,006	812	837	1,649	2,655
Gadsden	592	916	953	491	2,952	1,880	6,194	8,074	11,026
Jefferson	222	48	154	20	444	441	1,970	2,411	2,855
Leon	3,358	3,146	4,231	2,153	12,888	8,487	17,936	26,423	39,311
Liberty	112	41	119	18	290	191	443	634	924
Wakulla	318	307	579	28	1,232	844	1,695	2,539	3,771
Circuit 3	2,357	1,368	4,334	889	8,948	7,092	12,398	19,490	28,438
Columbia	853	546	1,717	445	3,561	2,853	4,833	7,686	11,247
Dixie	148	31	255	54	488	459	1,025	1,484	1,972
Hamilton	132	190	294	30	646	523	797	1,320	1,966
Lafayette	57	57	138	34	286	173	273	446	732
Madison	282	123	369	106	880	821	2,070	2,891	3,771
Suwannee	599	310	1,153	133	2,195	1,274	1,859	3,133	5,328
Taylor	286	111	408	87	892	989	1,541	2,530	3,422
Circuit 4	11,964	14,300	21,612	4,802	52,678	53,576	138,006	191,582	244,260
Clay	2,909	1,762	3,373	461	8,505	5,957	11,326	17,283	25,788
Duval	8,265	11,763	16,949	4,112	41,089	45,149	123,719	168,868	209,957
Nassau	790	775	1,290	229	3,084	2,470	2,961	5,431	8,515

CIRCUIT AND COUNTY COURT DISPOSITIONS, Continued
by Circuit/County and Division
FY 2011-12

Circuit/County	Circuit Court					County Court			Total
	Criminal	Civil	Family Court*	Probate	Total	Criminal	Civil**	Total	
Circuit 5	10,646	13,400	16,669	6,184	46,899	27,976	46,603	74,579	121,478
Citrus	1,221	1,432	2,110	844	5,607	2,974	4,667	7,641	13,248
Hernando	1,988	2,836	2,858	1,595	9,277	4,813	10,579	15,392	24,669
Lake	2,551	3,649	4,256	1,728	12,184	8,128	16,941	25,069	37,253
Marion	4,141	3,759	6,642	1,671	16,213	10,228	12,100	22,328	38,541
Sumter	745	1,724	803	346	3,618	1,833	2,316	4,149	7,767
Circuit 6	16,921	22,017	22,501	8,636	70,075	53,152	81,987	135,139	205,214
Pasco	4,220	7,474	7,997	2,655	22,346	14,563	25,351	39,914	62,260
Pinellas	12,701	14,543	14,504	5,981	47,729	38,589	56,636	95,225	142,954
Circuit 7	8,964	11,750	15,824	5,091	41,629	44,627	51,800	96,427	138,056
Flagler	817	1,444	1,851	416	4,528	3,707	3,584	7,291	11,819
Putnam	1,397	650	1,961	285	4,293	4,168	2,800	6,968	11,261
St. Johns	1,449	2,432	2,783	788	7,452	5,870	10,086	15,956	23,408
Volusia	5,301	7,224	9,229	3,602	25,356	30,882	35,330	66,212	91,568
Circuit 8	4,596	3,087	7,574	2,081	17,338	18,369	30,421	48,790	66,128
Alachua	2,766	2,033	4,820	1,633	11,252	13,684	22,350	36,034	47,286
Baker	381	167	589	85	1,222	1,154	2,060	3,214	4,436
Bradford	665	227	599	97	1,588	1,474	2,898	4,372	5,960
Gilchrist	130	137	356	38	661	371	571	942	1,603
Levy	493	359	921	130	1,903	1,345	1,968	3,313	5,216
Union	161	164	289	98	712	341	574	915	1,627
Circuit 9	14,940	23,864	27,697	4,965	71,466	51,629	128,660	180,289	251,755
Orange	12,020	18,172	20,968	4,014	55,174	41,476	102,432	143,908	199,082
Osceola	2,920	5,692	6,729	951	16,292	10,153	26,228	36,381	52,673

Overall Statistics ◆ Dispositions

CIRCUIT AND COUNTY COURT DISPOSITIONS, Continued
by Circuit/County and Division
FY 2011-12

Circuit/County	Circuit Court					County Court			Total
	Criminal	Civil	Family Court*	Probate	Total	Criminal	Civil**	Total	
Circuit 10	7,070	8,641	17,732	4,435	37,878	29,646	37,008	66,654	104,532
Hardee	266	187	533	101	1,087	1,881	960	2,841	3,928
Highlands	667	907	2,019	857	4,450	2,456	3,426	5,882	10,332
Polk	6,137	7,547	15,180	3,477	32,341	25,309	32,622	57,931	90,272
Circuit 11	20,440	63,594	36,779	10,596	131,409	126,006	667,254	793,260	924,669
Miami-Dade	20,440	63,594	36,779	10,596	131,409	126,006	667,254	793,260	924,669
Circuit 12	6,524	10,078	10,650	5,961	33,213	27,027	41,733	68,760	101,973
Desoto	398	266	667	86	1,417	1,296	1,175	2,471	3,888
Manatee	2,801	4,113	4,514	1,664	13,092	12,533	13,000	25,533	38,625
Sarasota	3,325	5,699	5,469	4,211	18,704	13,198	27,558	40,756	59,460
Circuit 13	13,960	20,423	24,850	5,721	64,954	61,445	130,409	191,854	256,808
Hillsborough	13,960	20,423	24,850	5,721	64,954	61,445	130,409	191,854	256,808
Circuit 14	5,557	3,517	6,328	1,514	16,916	18,301	15,919	34,220	51,136
Bay	3,615	2,585	4,159	920	11,279	14,524	10,157	24,681	35,960
Calhoun	234	64	293	38	629	373	831	1,204	1,833
Gulf	261	225	195	75	756	392	264	656	1,412
Holmes	331	113	417	84	945	801	719	1,520	2,465
Jackson	652	345	864	274	2,135	1,637	2,927	4,564	6,699
Washington	464	185	400	123	1,172	574	1,021	1,595	2,767
Circuit 15	9,866	22,813	15,154	6,666	54,499	70,423	216,454	286,877	341,376
Palm Beach	9,866	22,813	15,154	6,666	54,499	70,423	216,454	286,877	341,376
Circuit 16	906	1,394	1,866	425	4,591	2,883	8,907	11,790	16,381
Monroe	906	1,394	1,866	425	4,591	2,883	8,907	11,790	16,381

CIRCUIT AND COUNTY COURT DISPOSITIONS, Continued
by Circuit/County and Division
FY 2011-12

Circuit/County	Circuit Court					County Court			Total
	Criminal	Civil	Family Court*	Probate	Total	Criminal	Civil**	Total	
Circuit 17	15,558	36,424	31,518	7,129	90,629	63,477	303,453	366,930	457,559
Broward	15,558	36,424	31,518	7,129	90,629	63,477	303,453	366,930	457,559
Circuit 18	8,338	11,996	14,874	4,253	39,461	40,841	70,275	111,116	150,577
Brevard	5,162	5,766	8,950	2,226	22,104	23,075	31,050	54,125	76,229
Seminole	3,176	6,230	5,924	2,027	17,357	17,766	39,225	56,991	74,348
Circuit 19	5,621	10,096	10,604	3,530	29,851	20,800	40,466	61,266	91,117
Indian River	1,034	2,084	2,506	824	6,448	3,668	6,766	10,434	16,882
Martin	1,110	2,092	1,975	744	5,921	6,290	10,566	16,856	22,777
Okeechobee	612	439	707	167	1,925	1,899	1,247	3,146	5,071
St. Lucie	2,865	5,481	5,416	1,795	15,557	8,943	21,887	30,830	46,387
Circuit 20	8,247	17,986	16,632	6,444	49,309	44,875	62,406	107,281	156,590
Charlotte	2,190	2,076	2,913	1,707	8,886	5,588	6,989	12,577	21,463
Collier	1,480	5,156	3,386	1,715	11,737	9,942	14,891	24,833	36,570
Glades	179	102	172	24	477	477	1,229	1,706	2,183
Hendry	489	290	705	103	1,587	2,606	2,487	5,093	6,680
Lee	3,909	10,362	9,456	2,895	26,622	26,262	36,810	63,072	89,694
Total	187,330	308,413	324,865	98,050	918,658	802,829	2,138,114	2,940,943	3,859,601

*Family Court dispositions include Domestic Relations, Juvenile Delinquency, Juvenile Dependency, and Termination of Parental Rights. The reporting of Termination of Parental Rights dispositions began in January 2010.

**These data do not include all Civil Traffic Infractions reported to the Department of Highway Safety and Motor Vehicles by the clerks of court. They only represent those Civil Traffic Infraction dispositions involving a judge or hearing officer.