

Circuit Civil ◆ **Overview**

The Circuit Civil division includes the following four categories of civil cases: professional malpractice and product liability, auto and other negligence, contracts, and other circuit civil. Within these categories are the following case types:

Professional Malpractice and Product Liability - business, medical, and other professional malpractice, and product liability

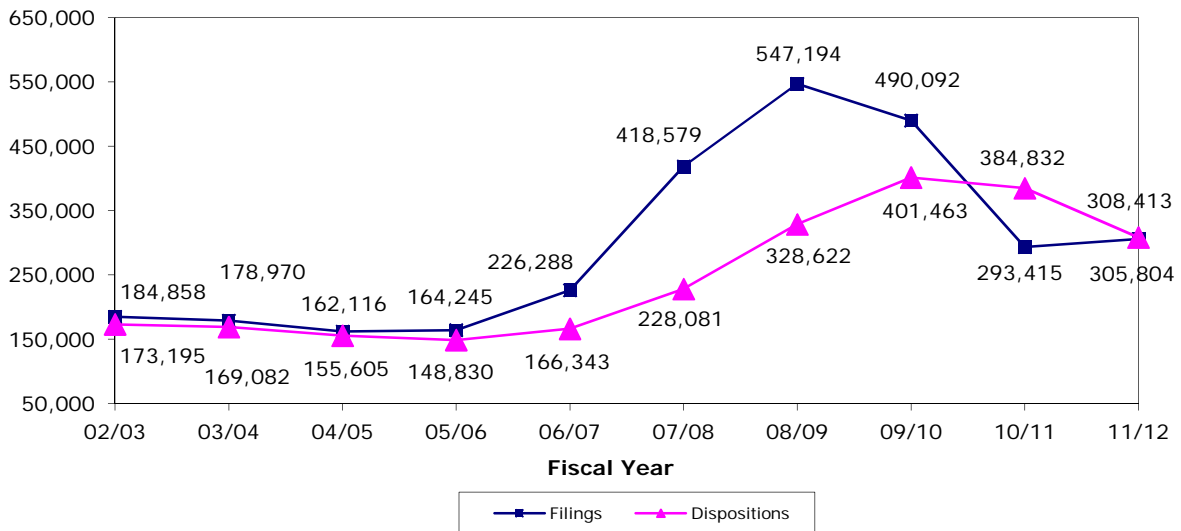
Auto and Other Negligence - auto negligence and other negligence (examples of other negligence include: business governance, business torts, environmental/toxic tort, and other similar events)

Contracts - condominium, contract and indebtedness, commercial, homestead residential, non-homestead residential, other real property/mortgage foreclosure actions, and other similar events

Other Circuit Civil - eminent domain and other (examples of other include: antitrust/trade regulation, business transactions, constitutional challenge – statute or ordinance, corporate trusts, and other similar events)

In the Circuit Civil division, *Filings* correspond to each complaint or petition filed. *Dispositions* correspond to each complaint or petition disposed. *Jury Trials* are defined as trials in which a group of citizens is impaneled, selected, and sworn to determine the issues of fact in a case.

**CIRCUIT CIVIL FILINGS AND DISPOSITIONS
FY 2002-03 to FY 2011-12***



*Fiscal Year 2006-07 to fiscal year 2011-12 circuit civil filings increase driven by real property/mortgage foreclosure.

CIRCUIT CIVIL FILINGS
Statewide by Category/Case Type and Month
FY 2011-12

Category/ Case Type	Jul	Aug	Sep	Oct	Nov	Dec	Jan	Feb	Mar	Apr	May	Jun	Total
A. Professional Malpractice and Product Liability	167	218	225	190	158	200	174	199	210	178	194	200	2,313
1. Professional Malpractice	113	149	156	131	105	116	124	139	156	129	142	128	1,588
a. Business	8	7	6	4	9	8	11	16	6	15	13	7	110
b. Medical	93	117	107	104	77	81	89	76	125	84	96	93	1,142
c. Other Professional	12	25	43	23	19	27	24	47	25	30	33	28	336
2. Product Liability	54	69	69	59	53	84	50	60	54	49	52	72	725
B. Auto and Other Negligence	2,783	3,139	2,913	2,943	2,679	2,750	2,937	3,109	3,297	2,920	3,091	3,034	35,595
1. Auto Negligence	1,748	1,961	1,796	1,906	1,681	1,720	1,834	1,952	2,005	1,801	1,955	1,885	22,244
2. Other Negligence	1,035	1,178	1,117	1,037	998	1,030	1,103	1,157	1,292	1,119	1,136	1,149	13,351
a. Business Governance	6	9	8	4	6	7	30	11	4	8	11	9	113
b. Business Tort	58	74	85	56	55	56	67	78	74	66	68	65	802
c. Environmental/ Toxic Tort	7	7	13	24	10	10	13	10	8	9	9	7	127
d. Third Party Indemnification	6	8	4	2	0	1	2	0	5	0	3	4	35
e. Construction Defect	19	17	12	21	13	17	20	20	10	9	20	14	192
f. Mass Tort	0	1	1	1	4	0	0	1	2	6	5	4	25
g. Negligent Security	17	17	21	12	16	28	20	20	29	14	19	11	224
h. Nursing Home Negligence	27	44	32	28	25	33	46	45	42	44	55	40	461
i. Premises Liability Commercial	441	509	456	451	422	454	418	481	510	461	481	516	5,600
j. Premises Liability Residential	48	68	68	56	56	65	70	78	83	58	75	67	792
k. Other	406	424	417	382	391	359	417	413	525	444	390	412	4,980

Circuit Civil ◆ **Filings**

CIRCUIT CIVIL FILINGS, Continued
Statewide by Category/Case Type and Month
FY 2011-12

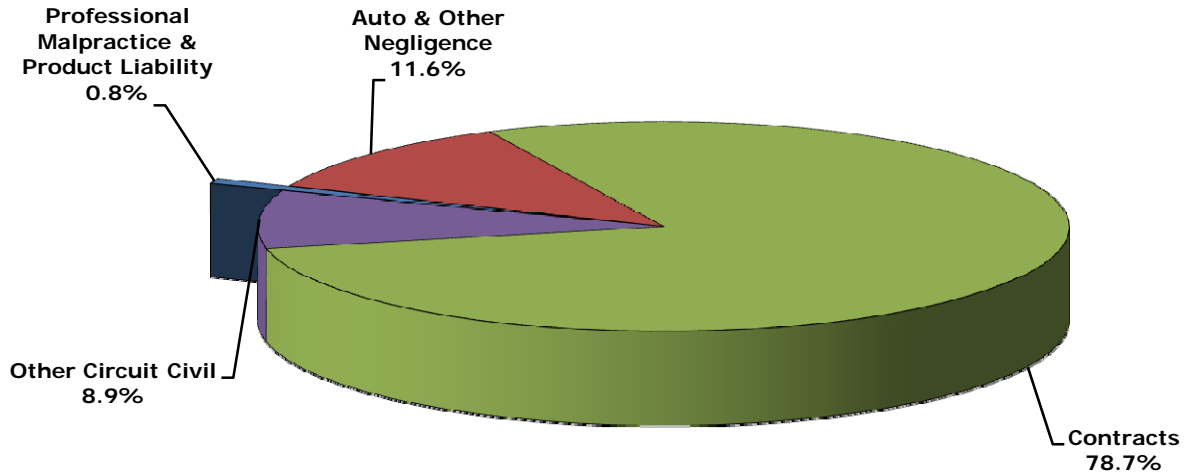
Category/ Case Type	Jul	Aug	Sep	Oct	Nov	Dec	Jan	Feb	Mar	Apr	May	Jun	Total
C. Contracts	15,492	18,358	18,196	19,742	19,114	19,348	19,762	20,864	24,920	21,716	21,863	21,265	240,640
1. Condominium	216	351	255	197	188	247	240	232	259	200	216	271	2,872
2. Contract and Indebtedness	4,260	4,970	4,734	4,292	4,264	3,920	4,239	4,294	4,237	3,962	3,819	4,126	51,117
3. Real Property/ Mortgage Foreclosure	11,016	13,037	13,207	15,253	14,662	15,181	15,283	16,338	20,424	17,554	17,828	16,868	186,651
a. Commercial Foreclosure	461	523	456	423	438	464	478	442	407	369	365	383	5,209
1) <=\$50,000	26	30	17	30	34	25	23	34	50	32	17	31	349
2) \$50,001 - \$249,999	108	146	113	98	128	139	105	110	102	93	110	93	1,345
3) >=\$250,000	327	347	326	295	276	300	350	298	255	244	238	259	3,515
b. Homestead Residential Foreclosure	5,983	7,147	7,521	8,884	8,641	8,939	8,905	9,525	12,231	10,395	10,626	10,060	108,857
1) <=\$50,000	330	371	394	416	392	382	429	419	507	477	495	498	5,110
2) \$50,001 - \$249,999	4,292	5,180	5,506	6,290	6,129	6,358	6,290	6,978	9,113	7,654	7,702	7,238	78,730
3) >=\$250,000	1,361	1,596	1,621	2,178	2,120	2,199	2,186	2,128	2,611	2,264	2,429	2,324	25,017
c. Non-Homestead Residential Foreclosure	3,519	4,134	3,979	4,830	4,490	4,732	4,884	5,194	6,633	5,755	5,666	5,438	59,254
1) <=\$50,000	302	397	343	360	348	409	346	373	486	417	391	402	4,574
2) \$50,001 - \$249,999	2,393	2,747	2,665	3,308	3,056	3,172	3,356	3,658	4,640	4,030	3,923	3,727	40,675
3) >=\$250,000	824	990	971	1,162	1,086	1,151	1,182	1,163	1,507	1,308	1,352	1,309	14,005
d. Other Real Property Actions	1,053	1,233	1,251	1,116	1,093	1,046	1,016	1,177	1,153	1,035	1,171	987	13,331
1) <=\$50,000	924	1,085	1,101	966	950	898	843	1,024	986	894	986	858	11,515
2) \$50,001 - \$249,999	103	123	117	124	122	118	123	119	142	106	162	106	1,465
3) >=\$250,000	26	25	33	26	21	30	50	34	25	35	23	23	351

CIRCUIT CIVIL FILINGS, Continued
Statewide by Category/Case Type and Month
FY 2011-12

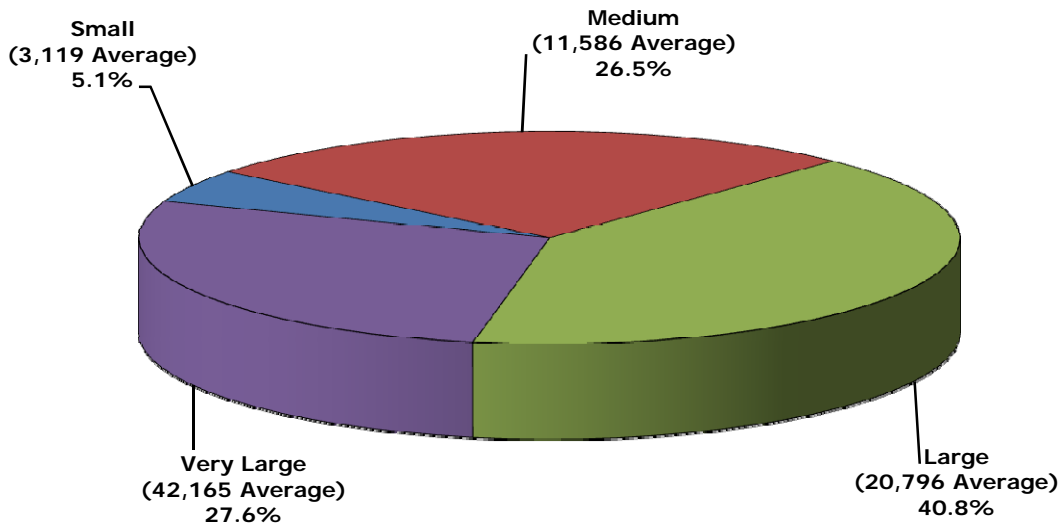
Category/ Case Type	Jul	Aug	Sep	Oct	Nov	Dec	Jan	Feb	Mar	Apr	May	Jun	Total
D. Other Circuit Civil	2,204	2,623	2,336	2,322	2,172	2,118	2,151	2,017	2,361	2,350	2,261	2,341	27,256
1. Eminent Domain	39	38	59	38	26	28	36	56	52	102	102	61	637
2. Other	2,165	2,585	2,277	2,284	2,146	2,090	2,115	1,961	2,309	2,248	2,159	2,280	26,619
a. Antitrust/ Trade Regulation	1	0	4	5	3	4	7	8	7	8	9	10	66
b. Business Transaction	214	212	180	219	250	235	176	200	251	212	234	248	2,631
c. Constitutional Challenge Statute or Ordinance	12	13	4	12	7	17	6	12	16	8	13	9	129
d. Constitutional Challenge Proposed Amendment	4	3	0	2	0	0	3	1	0	2	0	0	15
e. Corporate Trust	0	0	0	0	1	1	0	1	0	2	1	0	6
f. Discrimination Employment or Other	106	123		121	113	95	95	77	96	119	113	119	1,278
g. Insurance Claim	403	430	365	384	321	383	468	367	502	481	357	337	4,798
h. Intellectual Property	3	6	3	1	7	5	6	2	2	4	3	3	45
i. Libel/Slander	23	30	31	29	27	36	23	22	28	27	27	40	343
j. Share Holder Derivative Action	3	9	4	6	2	5	3	8	3	3	14	9	69
k. Securities Litigation	9	7	10	7	3	6	5	3	4	4	6	5	69
l. Trade Secret	3	8	5	11	6	6	6	6	10	3	10	9	83
m. Trust Litigation	34	25	25	30	21	17	25	29	34	25	27	31	323
n. Other	1,350	1,719	1,545	1,457	1,385	1,280	1,292	1,225	1,356	1,350	1,345	1,460	16,764
Total	20,646	24,338	23,670	25,197	24,123	24,416	25,024	26,189	30,788	27,164	27,409	26,840	305,804

Circuit Civil ♦ Filings

**CIRCUIT CIVIL FILINGS
by Category
FY 2011-12**



**CIRCUIT CIVIL FILINGS
by Circuit Size*
FY 2011-12**



*Small Circuits - 2nd, 3rd, 8th, 14th, 16th;
 Medium Circuits - 1st, 5th, 7th, 10th, 12th, 18th, 19th;
 Large Circuits - 4th, 6th, 9th, 13th, 15th, 20th; and
 Very Large Circuits - 11th, 17th (as defined in the Glossary).

CIRCUIT CIVIL FILINGS
by Circuit and Case Type
FY 2011-12

Circuit	Professional Malpractice	Product Liability	Auto Negligence	Other Negligence	Condominium	Contract and Indebtedness	Real Property/ Mortgage Foreclosure	Eminent Domain	Other	Total
1	36	25	567	277	9	1,068	5,325	1	667	7,975
2	32	11	309	160	4	660	2,322	6	2,074	5,578
3	10	1	95	40	1	208	914	6	507	1,782
4	79	26	1,471	779	16	2,013	10,506	52	1,143	16,085
5	69	31	787	449	1	2,588	10,251	82	2,155	16,413
6	117	35	2,320	802	29	3,500	14,057	67	1,264	22,191
7	71	24	771	517	20	1,537	9,208	7	894	13,049
8	20	2	222	167	1	507	1,929	0	503	3,351
9	123	39	2,055	1,077	154	3,495	17,417	80	1,333	25,773
10	42	19	667	286	6	1,087	6,545	11	648	9,311
11	231	157	2,568	2,713	2,180	10,880	24,609	54	5,787	49,179
12	58	23	743	339	36	1,762	7,114	34	714	10,823
13	172	49	2,659	950	27	3,331	10,396	18	1,302	18,904
14	25	11	157	151	11	503	2,276	4	404	3,542
15	140	74	2,028	1,245	124	4,484	13,503	13	1,445	23,056
16	10	4	78	91	18	254	735	0	151	1,341
17	163	79	2,267	1,744	125	6,763	20,652	19	3,338	35,150
18	66	32	899	443	20	1,962	10,028	72	589	14,111
19	53	30	555	396	35	1,337	6,212	14	791	9,423
20	71	53	1,026	725	55	3,178	12,652	97	910	18,767
Total	1,588	725	22,244	13,351	2,872	51,117	186,651	637	26,619	305,804

Circuit Civil ◆ Filings

**CIRCUIT CIVIL FILINGS
by Circuit/County and Category
FY 2011-12**

Circuit/County	Professional Malpractice and Product Liability	Auto and Other Negligence	Contracts	Other Circuit Civil	Total
Circuit 1	61	844	6,402	668	7,975
Escambia	31	455	2,243	284	3,013
Okaloosa	20	219	1,851	167	2,257
Santa Rosa	5	104	1,243	134	1,486
Walton	5	66	1,065	83	1,219
Circuit 2	43	469	2,986	2,080	5,578
Franklin	1	7	217	38	263
Gadsden	1	55	266	454	776
Jefferson	0	21	74	23	118
Leon	39	349	2,094	1,467	3,949
Liberty	0	6	35	18	59
Wakulla	2	31	300	80	413
Circuit 3	11	135	1,123	513	1,782
Columbia	2	74	478	148	702
Dixie	0	3	66	23	92
Hamilton	0	3	69	152	224
Lafayette	1	4	33	24	62
Madison	0	11	112	28	151
Suwannee	4	25	253	95	377
Taylor	4	15	112	43	174
Circuit 4	105	2,250	12,535	1,195	16,085
Clay	6	191	1,965	130	2,292
Duval	96	1,968	9,905	973	12,942
Nassau	3	91	665	92	851

CIRCUIT CIVIL FILINGS, Continued
by Circuit/County and Category
FY 2011-12

Circuit/County	Professional Malpractice and Product Liability	Auto and Other Negligence	Contracts	Other Circuit Civil	Total
Circuit 5	100	1,236	12,840	2,237	16,413
Citrus	17	133	1,644	98	1,892
Hernando	20	307	3,068	233	3,628
Lake	27	302	3,701	217	4,247
Marion	29	421	4,014	314	4,778
Sumter	7	73	413	1,375	1,868
Circuit 6	152	3,122	17,586	1,331	22,191
Pasco	33	794	6,468	577	7,872
Pinellas	119	2,328	11,118	754	14,319
Circuit 7	95	1,288	10,765	901	13,049
Flagler	4	125	1,524	65	1,718
Putnam	13	58	553	57	681
St. Johns	12	232	2,017	280	2,541
Volusia	66	873	6,671	499	8,109
Circuit 8	22	389	2,437	503	3,351
Alachua	19	270	1,554	278	2,121
Baker	0	22	170	53	245
Bradford	0	33	171	59	263
Gilchrist	0	11	119	13	143
Levy	1	26	351	53	431
Union	2	27	72	47	148
Circuit 9	162	3,132	21,066	1,413	25,773
Orange	139	2,609	16,367	1,092	20,207
Osceola	23	523	4,699	321	5,566

Circuit Civil ◆ Filings

CIRCUIT CIVIL FILINGS, Continued
by Circuit/County and Category
FY 2011-12

Circuit/County	Professional Malpractice and Product Liability	Auto and Other Negligence	Contracts	Other Circuit Civil	Total
Circuit 10	61	953	7,638	659	9,311
Hardee	3	21	105	53	182
Highlands	11	75	918	48	1,052
Polk	47	857	6,615	558	8,077
Circuit 11	388	5,281	37,669	5,841	49,179
Miami-Dade	388	5,281	37,669	5,841	49,179
Circuit 12	81	1,082	8,912	748	10,823
Desoto	1	24	218	108	351
Manatee	23	518	3,691	227	4,459
Sarasota	57	540	5,003	413	6,013
Circuit 13	221	3,609	13,754	1,320	18,904
Hillsborough	221	3,609	13,754	1,320	18,904
Circuit 14	36	308	2,790	408	3,542
Bay	24	205	1,968	164	2,361
Calhoun	1	2	52	30	85
Gulf	1	10	167	56	234
Holmes	0	6	87	18	111
Jackson	2	29	257	92	380
Washington	8	56	259	48	371
Circuit 15	214	3,273	18,111	1,458	23,056
Palm Beach	214	3,273	18,111	1,458	23,056
Circuit 16	14	169	1,007	151	1,341
Monroe	14	169	1,007	151	1,341

CIRCUIT CIVIL FILINGS, Continued
by Circuit/County and Category
FY 2011-12

Circuit/County	Professional Malpractice and Product Liability	Auto and Other Negligence	Contracts	Other Circuit Civil	Total
Circuit 17	242	4,011	27,540	3,357	35,150
Broward	242	4,011	27,540	3,357	35,150
Circuit 18	98	1,342	12,010	661	14,111
Brevard	53	751	6,644	388	7,836
Seminole	45	591	5,366	273	6,275
Circuit 19	83	951	7,584	805	9,423
Indian River	17	198	1,748	79	2,042
Martin	16	220	1,459	501	2,196
Okeechobee	13	55	394	67	529
St. Lucie	37	478	3,983	158	4,656
Circuit 20	124	1,751	15,885	1,007	18,767
Charlotte	21	194	2,219	206	2,640
Collier	26	437	3,866	232	4,561
Glades	0	5	60	13	78
Hendry	5	32	322	25	384
Lee	72	1,083	9,418	531	11,104
Total	2,313	35,595	240,640	27,256	305,804

Circuit Civil ♦ Dispositions

CIRCUIT CIVIL DISPOSITIONS
Statewide by Category/Case Type and Month
FY 2011-12

Category/ Case Type	Jul	Aug	Sep	Oct	Nov	Dec	Jan	Feb	Mar	Apr	May	Jun	Total
A. Professional Malpractice and Product Liability	220	295	1,008	438	164	255	374	181	244	421	201	201	4,002
1. Professional Malpractice	139	132	108	125	104	129	125	105	106	121	130	129	1,453
a. Business	4	7	4	3	5	5	11	10	4	3	2	6	64
b. Medical	54	49	50	61	49	70	64	46	55	60	75	70	703
c. Other Professional	31	25	11	24	13	23	20	29	27	32	26	28	289
d. General Professional Malpractice*	50	51	43	37	37	31	30	20	20	26	27	25	397
2. Product Liability	81	163	900	313	60	126	249	76	138	300	71	72	2,549
B. Auto and Other Negligence	2,553	3,006	2,714	3,039	2,601	2,644	2,826	2,575	2,771	2,669	2,837	2,773	33,008
1. Auto Negligence	1,547	1,808	1,620	1,817	1,552	1,604	1,699	1,506	1,688	1,649	1,698	1,694	19,882
2. Other Negligence	1,006	1,198	1,094	1,222	1,049	1,040	1,127	1,069	1,083	1,020	1,139	1,079	13,126
a. Business Governance	5	7	4	7	2	5	5	9	4	4	24	1	77
b. Business Tort	32	36	32	30	40	33	31	41	45	45	37	48	450
c. Environmental/ Toxic Tort	7	4	4	8	4	6	3	5	13	10	4	3	71
d. Third Party Indemnification	5	6	1	1	2	4	3	1	3	1	4	6	37
e. Construction Defect	7	3	4	5	7	7	10	5	7	14	10	10	89
f. Mass Tort	1	0	0	1	0	0	2	0	1	0	1	1	7
g. Negligent Security	11	13	5	17	15	4	13	13	11	10	4	15	131
h. Nursing Home Negligence	6	8	12	13	10	17	23	15	19	13	21	19	176
i. Premises Liability Commercial	207	320	273	280	280	287	347	300	347	301	363	353	3,658
j. Premises Liability Residential	21	43	48	52	42	26	48	48	53	38	52	56	527
k. Other	380	423	391	429	370	371	409	384	380	408	415	408	4,768
l. General Other Negligence*	324	335	320	379	277	280	233	248	200	176	204	159	3,135

CIRCUIT CIVIL DISPOSITIONS, Continued
Statewide by Category/Case Type and Month
FY 2011-12

Category/ Case Type	Jul	Aug	Sep	Oct	Nov	Dec	Jan	Feb	Mar	Apr	May	Jun	Total
C. Contracts	19,319	19,957	19,391	22,488	19,094	20,404	20,067	20,414	19,403	20,565	20,223	20,363	241,688
1. Condominium	223	225	238	278	232	234	229	243	262	223	243	290	2,920
2. Contract and Indebtedness	5,736	5,277	5,490	5,861	4,887	5,495	4,806	5,092	4,953	5,091	4,599	4,834	62,121
3. Real Property/ Mortgage Foreclosure	13,360	14,455	13,663	16,349	13,975	14,675	15,032	15,079	14,188	15,251	15,381	15,239	176,647
a. Commercial Foreclosure	364	447	412	442	405	394	438	434	445	444	417	416	5,058
1) <=\$50,000	22	27	27	41	19	13	20	35	39	36	30	32	341
2) \$50,001 - \$249,999	106	115	114	119	119	119	82	119	100	113	85	104	1,295
3) >=\$250,000	236	305	271	282	267	262	336	280	306	295	302	280	3,422
b. Homestead Residential Foreclosure	4,233	4,536	4,378	5,225	4,451	4,834	5,264	5,363	5,156	5,816	6,031	5,653	60,940
1) < \$50,000	265	284	257	292	272	289	305	341	272	321	331	337	3,566
2) \$50,001 - \$249,999	3,005	3,250	3,152	3,742	3,125	3,379	3,730	3,832	3,715	4,217	4,387	4,030	43,564
3) >=\$250,000	963	1,002	969	1,191	1,054	1,166	1,229	1,190	1,169	1,278	1,313	1,286	13,810
c. Non-Homestead Residential Foreclosure	2,613	2,998	2,828	3,363	2,982	3,191	3,346	3,623	3,349	3,715	3,783	3,464	39,255
1) <=\$50,000	256	292	242	297	279	284	292	310	268	306	299	295	3,420
2) \$50,001 - \$249,999	1,700	1,923	1,929	2,234	1,963	2,168	2,252	2,475	2,275	2,537	2,547	2,415	26,418
3) >=\$250,000	657	783	657	832	740	739	802	838	806	872	937	754	9,417
d. Other Real Property Actions	774	785	803	897	932	771	943	932	940	937	945	886	10,545
1) <=\$50,000	609	651	675	794	814	682	810	820	809	828	818	775	9,085
2) \$50,001 - \$249,999	79	103	92	82	99	68	95	91	99	96	97	90	1,091
3) >=\$250,000	86	31	36	21	19	21	38	21	32	13	30	21	369
e. General Real Property/ Mortgage Foreclosure*	5,376	5,689	5,242	6,422	5,205	5,485	5,041	4,727	4,298	4,339	4,205	4,820	60,849

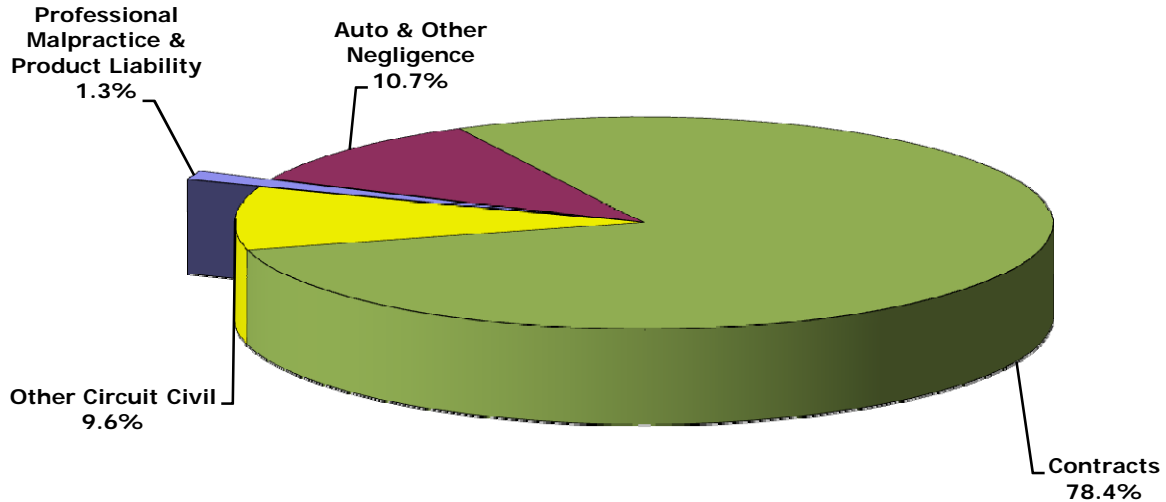
Circuit Civil ◆ **Dispositions**

CIRCUIT CIVIL DISPOSITIONS, Continued
Statewide by Category/Case Type and Month
FY 2011-12

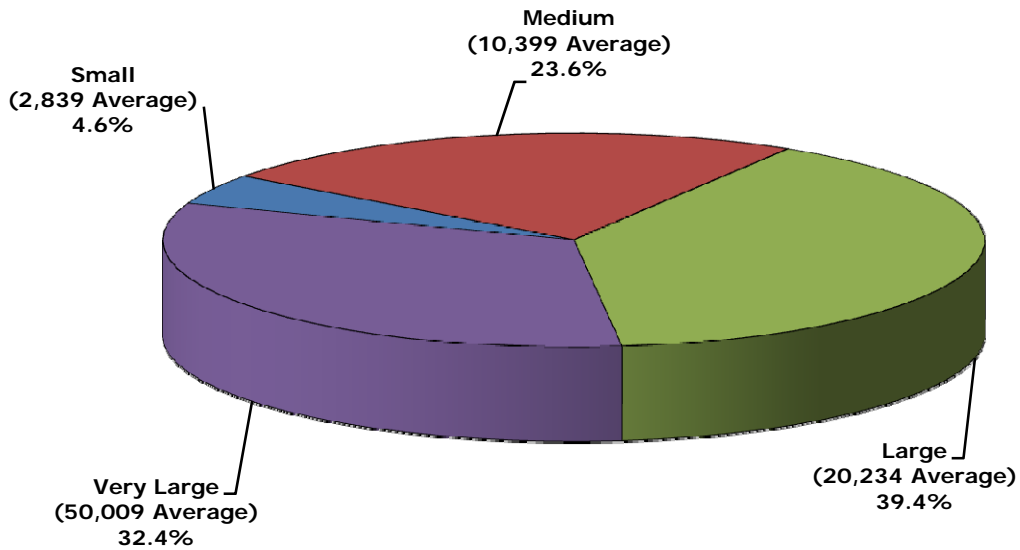
Category/ Case Type	Jul	Aug	Sep	Oct	Nov	Dec	Jan	Feb	Mar	Apr	May	Jun	Total
D. Other Circuit Civil	2,658	2,671	2,515	2,870	2,449	2,600	2,295	2,576	2,224	2,171	2,361	2,325	29,715
1. Eminent Domain	32	33	27	34	18	21	30	41	40	32	30	38	376
2. Other	2,626	2,638	2,488	2,836	2,431	2,579	2,265	2,535	2,184	2,139	2,331	2,287	29,339
a. Antitrust/ Trade Regulation	3	2	3	6	2	1	0	7	3	2	12	3	44
b. Business Transaction	181	185	154	190	122	285	114	237	195	166	226	185	2,240
c. Constitutional Challenge Statute or Ordinance	3	3	6	5	4	4	8	4	11	12	7	5	72
d. Constitutional Challenge Proposed Amendment	0	2	0	3	3	1	0	3	0	0	1	0	13
e. Corporate Trust	0	0	1	1	0	0	0	1	1	1	0	0	5
f. Discrimination Employment or Other	62	70	77	76	68	76	72	76	57	71	75	68	848
g. Insurance Claim	247	293	261	278	272	278	302	282	293	304	276	332	3,418
h. Intellectual Property	4	2	5	1	3	3	3	4	3	3	2	1	34
i. Libel/Slander	15	13	16	17	20	10	12	18	20	13	29	19	202
j. Share Holder Derivative Action	1	4	3	1	4	3	3	3	0	4	6	2	34
k. Securities Litigation	1	5	1	3	6	1	2	3	3	7	4	4	40
l. Trade Secret	5	7	6	4	2	5	4	7	6	3	6	1	56
m. Trust Litigation	14	10	14	20	15	9	13	26	12	22	24	19	198
n. Other	1,457	1,497	1,468	1,621	1,390	1,348	1,290	1,340	1,289	1,139	1,350	1,388	16,577
o. General Other Civil*	633	545	473	610	520	555	442	524	291	392	313	260	5,558
Total	24,750	25,929	25,628	28,835	24,308	25,903	25,562	25,746	24,642	25,826	25,622	25,662	308,413

*The Summary Reporting System began capturing more detailed case type data in January 2010. Unfortunately, the capability for reporting each disposition for these detailed case types may not be attained until January 2013. As a result, four case types (General Professional Malpractice, General Other Negligence, General Real Property/Mortgage Foreclosure, and General Other Civil) were created to capture the dispositions for the detailed case types that cannot be discerned at this time.

CIRCUIT CIVIL DISPOSITIONS
by Category
FY 2011-12



CIRCUIT CIVIL DISPOSITIONS
by Circuit Size*
FY 2011-12



*Small Circuits - 2nd, 3rd, 8th, 14th, 16th;
Medium Circuits - 1st, 5th, 7th, 10th, 12th, 18th, 19th;
Large Circuits - 4th, 6th, 9th, 13th, 15th, 20th; and
Very Large Circuits - 11th, 17th (as defined in the Glossary).

Circuit Civil ♦ Dispositions

**CIRCUIT CIVIL DISPOSITIONS
by Circuit and Case Type
FY 2011-12**

Circuit	Professional Malpractice	Product Liability	Auto Negligence	Other Negligence	Condominium	Contract and Indebtedness	Real Property/ Mortgage Foreclosure	Eminent Domain	Other	Total
1	35	120	512	217	22	1,248	4,063	6	612	6,835
2	34	19	256	141	4	652	1,843	17	1,864	4,830
3	10	3	71	44	0	207	578	5	450	1,368
4	112	1,180	1,562	892	28	2,867	6,224	40	1,395	14,300
5	51	26	691	383	3	2,254	7,908	36	2,048	13,400
6	109	27	1,935	1,145	20	3,772	12,890	8	2,111	22,017
7	55	27	680	507	29	1,945	7,499	0	1,008	11,750
8	32	30	242	176	0	630	1,477	1	499	3,087
9	93	22	1,838	996	48	3,777	15,504	81	1,505	23,864
10	41	9	636	270	6	1,317	5,657	19	686	8,641
11	238	339	2,318	2,793	2,273	14,590	34,542	41	6,460	63,594
12	57	20	611	352	22	1,817	6,433	3	763	10,078
13	127	41	2,384	725	22	3,854	11,877	0	1,393	20,423
14	16	12	154	157	13	597	2,185	2	381	3,517
15	133	72	1,848	1,092	130	5,229	12,608	15	1,686	22,813
16	5	1	61	87	14	297	765	1	163	1,394
17	131	485	1,951	1,662	204	8,828	19,354	0	3,809	36,424
18	46	19	785	422	15	2,161	7,949	32	567	11,996
19	69	51	529	387	33	1,475	6,701	6	845	10,096
20	59	46	818	678	34	4,604	10,590	63	1,094	17,986
Total	1,453	2,549	19,882	13,126	2,920	62,121	176,647	376	29,339	308,413

CIRCUIT CIVIL DISPOSITIONS
by Circuit/County and Category
FY 2011-12

Circuit/County	Professional Malpractice and Product Liability	Auto and Other Negligence	Contracts	Other Circuit Civil	Total
Circuit 1	155	729	5,333	618	6,835
Escambia	128	417	1,960	304	2,809
Okaloosa	14	170	1,292	142	1,618
Santa Rosa	5	86	875	103	1,069
Walton	8	56	1,206	69	1,339
Circuit 2	53	397	2,499	1,881	4,830
Franklin	0	16	308	48	372
Gadsden	7	72	306	531	916
Jefferson	0	7	29	12	48
Leon	45	274	1,593	1,234	3,146
Liberty	0	6	17	18	41
Wakulla	1	22	246	38	307
Circuit 3	13	115	785	455	1,368
Columbia	7	69	340	130	546
Dixie	0	0	25	6	31
Hamilton	2	7	41	140	190
Lafayette	0	4	28	25	57
Madison	1	5	85	32	123
Suwannee	2	27	196	85	310
Taylor	1	3	70	37	111
Circuit 4	1,292	2,454	9,119	1,435	14,300
Clay	14	168	1,438	142	1,762
Duval	1,275	2,210	7,082	1,196	11,763
Nassau	3	76	599	97	775

Circuit Civil ◆ Dispositions

CIRCUIT CIVIL DISPOSITIONS, Continued
by Circuit/County and Category
FY 2011-12

Circuit/County	Professional Malpractice and Product Liability	Auto and Other Negligence	Contracts	Other Circuit Civil	Total
Circuit 5	77	1,074	10,165	2,084	13,400
Citrus	10	122	1,198	102	1,432
Hernando	12	241	2,387	196	2,836
Lake	28	270	3,174	177	3,649
Marion	24	376	3,071	288	3,759
Sumter	3	65	335	1,321	1,724
Circuit 6	136	3,080	16,682	2,119	22,017
Pasco	17	905	5,426	1,126	7,474
Pinellas	119	2,175	11,256	993	14,543
Circuit 7	82	1,187	9,473	1,008	11,750
Flagler	6	122	1,224	92	1,444
Putnam	11	60	460	119	650
St. Johns	20	183	2,014	215	2,432
Volusia	45	822	5,775	582	7,224
Circuit 8	62	418	2,107	500	3,087
Alachua	57	311	1,367	298	2,033
Baker	0	18	117	32	167
Bradford	1	24	137	65	227
Gilchrist	0	8	122	7	137
Levy	1	22	297	39	359
Union	3	35	67	59	164
Circuit 9	115	2,834	19,329	1,586	23,864
Orange	104	2,384	14,464	1,220	18,172
Osceola	11	450	4,865	366	5,692

CIRCUIT CIVIL DISPOSITIONS, Continued
by Circuit/County and Category
FY 2011-12

Circuit/County	Professional Malpractice and Product Liability	Auto and Other Negligence	Contracts	Other Circuit Civil	Total
Circuit 10	50	906	6,980	705	8,641
Hardee	4	18	123	42	187
Highlands	11	69	757	70	907
Polk	35	819	6,100	593	7,547
Circuit 11	577	5,111	51,405	6,501	63,594
Miami-Dade	577	5,111	51,405	6,501	63,594
Circuit 12	77	963	8,272	766	10,078
Desoto	0	11	201	54	266
Manatee	23	403	3,472	215	4,113
Sarasota	54	549	4,599	497	5,699
Circuit 13	168	3,109	15,753	1,393	20,423
Hillsborough	168	3,109	15,753	1,393	20,423
Circuit 14	28	311	2,795	383	3,517
Bay	19	200	2,167	199	2,585
Calhoun	0	5	37	22	64
Gulf	0	7	157	61	225
Holmes	1	6	83	23	113
Jackson	4	35	230	76	345
Washington	4	58	121	2	185
Circuit 15	205	2,940	17,967	1,701	22,813
Palm Beach	205	2,940	17,967	1,701	22,813
Circuit 16	6	148	1,076	164	1,394
Monroe	6	148	1,076	164	1,394

Circuit Civil ◆ Dispositions

CIRCUIT CIVIL DISPOSITIONS, Continued
by Circuit/County and Category
FY 2011-12

Circuit/County	Professional Malpractice and Product Liability	Auto and Other Negligence	Contracts	Other Circuit Civil	Total
Circuit 17	616	3,613	28,386	3,809	36,424
Broward	616	3,613	28,386	3,809	36,424
Circuit 18	65	1,207	10,125	599	11,996
Brevard	35	614	4,836	281	5,766
Seminole	30	593	5,289	318	6,230
Circuit 19	120	916	8,209	851	10,096
Indian River	39	181	1,759	105	2,084
Martin	21	259	1,336	476	2,092
Okeechobee	12	51	331	45	439
St. Lucie	48	425	4,783	225	5,481
Circuit 20	105	1,496	15,228	1,157	17,986
Charlotte	13	132	1,745	186	2,076
Collier	27	343	4,524	262	5,156
Glades	0	8	73	21	102
Hendry	4	35	223	28	290
Lee	61	978	8,663	660	10,362
Total	4,002	33,008	241,688	29,715	308,413

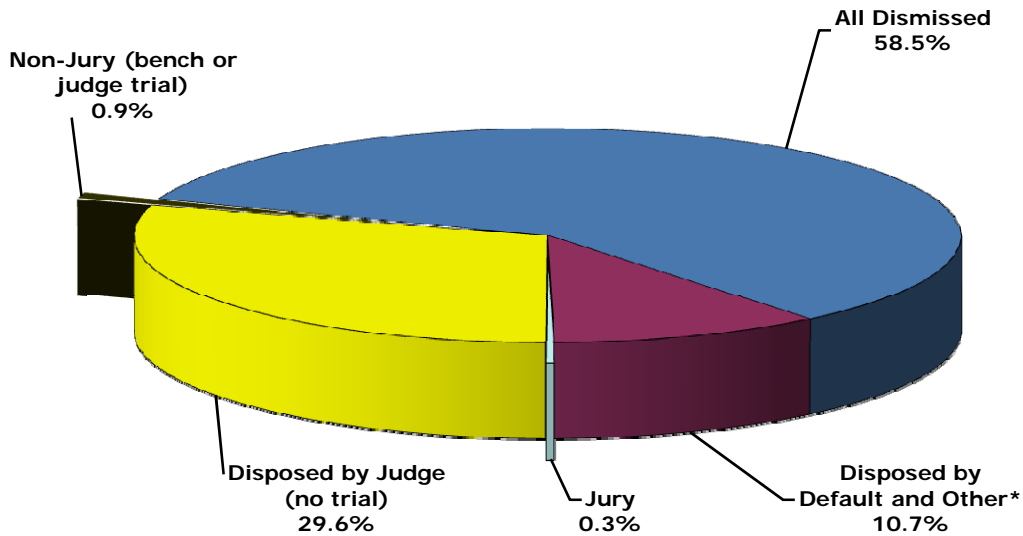
CIRCUIT CIVIL DISPOSITION
Statewide by Disposition Type and Case Type
FY 2011-12

Disposition Type	Professional Malpractice	Product Liability	Auto Negligence	Other Negligence	Condo-minium	Contract and Indebtedness	Real Property/ Mortgage Foreclosure	Eminent Domain	Other	Total
A. Dismissed Before Hearing	498	571	10,669	5,541	1,115	23,674	70,944	52	9,760	122,824
1. Pursuant to Settlement	125	67	2,868	1,257	471	4,917	15,617	8	1,714	27,044
2. Pursuant to Mediated Settlement	33	7	919	336	6	342	350	0	144	2,137
3. Other Before Hearing	340	497	6,882	3,948	638	18,415	54,977	44	7,902	93,643
B. Dismissed After Hearing	615	1,342	6,007	5,148	553	13,543	23,303	40	7,101	57,652
1. Pursuant to Settlement	100	42	1,210	801	159	1,982	3,883	8	1,055	9,240
2. Pursuant to Mediated Settlement	52	7	621	443	11	537	428	3	261	2,363
3. Other After Hearing	463	1,293	4,176	3,904	383	11,024	18,992	29	5,785	46,049
C. Disposed by Default	6	2	352	111	121	7,841	12,590	2	1,114	22,139
D. Disposed by Judge (no trial)	205	416	1,794	1,440	1,077	13,248	63,992	275	8,781	91,228
E. Disposed by Non-Jury	1	1	16	23	4	183	2,506	1	114	2,849
F. Disposed by Jury	50	8	353	233	2	117	87	0	97	947
G. Disposed by Other*	78	209	691	630	48	3,515	3,225	6	2,372	10,774
Total	1,453	2,549	19,882	13,126	2,920	62,121	176,647	376	29,339	308,413

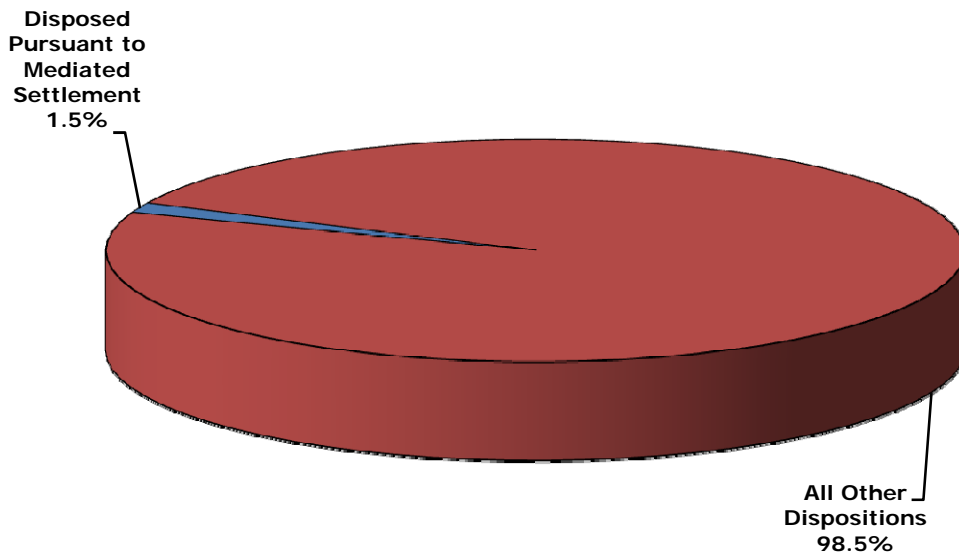
*The disposition category "Disposed by Other" is used to report cases as disposed when they are: consolidated into a primary case, transferred or have a change of venue, disposed upon estreatment of a bond, etc.

Circuit Civil ♦ Dispositions

**CIRCUIT CIVIL DISPOSITIONS
by Dispositions Type
FY 2011-12**



**CASES DISPOSED PURSUANT TO MEDIATED SETTLEMENT
by Dispositions Type
FY 2011-12**



*The disposition category "Disposed by Other" is used to report cases as disposed when they are: consolidated into a primary case, transferred or have a change of venue, disposed upon estreature of a bond, etc.

CIRCUIT CIVIL JURY TRIAL RATES
by Circuit
FY 2011-12

Circuit (Circuit Seat)	Disposed by Jury	Total Dispositions	Jury Trial Rates
First (Pensacola)	18	6,835	0.3%
Second (Tallahassee)	2	4,830	0.0%
Third (Lake City)	3	1,368	0.2%
Fourth (Jacksonville)	21	14,300	0.1%
Fifth (Tavares)	16	13,400	0.1%
Sixth (Clearwater)	127	22,017	0.6%
Seventh (Daytona Beach)	28	11,750	0.2%
Eighth (Gainesville)	22	3,087	0.7%
Ninth (Orlando)	49	23,864	0.2%
Tenth (Bartow)	36	8,641	0.4%
Eleventh (Miami)	260	63,594	0.4%
Twelfth (Sarasota)	31	10,078	0.3%
Thirteenth (Tampa)	24	20,423	0.1%
Fourteenth (Panama City)	1	3,517	0.0%
Fifteenth (West Palm Beach)	104	22,813	0.5%
Sixteenth (Key West)	4	1,394	0.3%
Seventeenth (Ft. Lauderdale)	115	36,424	0.3%
Eighteenth (Sanford)	28	11,996	0.2%
Nineteenth (Ft. Pierce)	39	10,096	0.4%
Twentieth (Ft. Myers)	19	17,986	0.1%
Total	947	308,413	0.3%

Circuit Civil ♦ Other Statistics

The Circuit Civil division also includes other statistics such as clearance rates, reopenings, appeals filed from county court, and involuntary civil commitment of sexually violent predators. **These data are provided by the 67 clerks of court. However, dispositions and special proceedings data are not audited for accuracy by the OSCA.**

Clearance Rates - The clearance rate is a useful measure of the responsiveness of a court to the demand for services, and is nationally recognized as a measure of court performance. The rate is determined by taking the total number of cases *disposed* divided by the total number of cases *filed* during a specific time period. If a court received 1,000 new cases a month and disposed of 900 cases within the same month, the clearance rate for that month would be 90%. A 100% clearance rate means that a court is disposing of at least as many cases as have been filed during the reporting period. Thus, where clearance rates exceed 100%, those circuits are actually disposing of cases more quickly than cases are being filed for the period in question.

Reopenings - A reopening occurs when a case that has previously been reported as disposed is resubmitted to the court through a motion or petition.

Appeals Filed From County Court - An appeal filed from county court is a request that a case be removed from the county court and sent to the circuit court for review.

Involuntary Civil Commitment of Sexually Violent Predators (ICCSVP) - An involuntary civil commitment of sexually violent predators occurs when a petition is filed as described in Chapter 394, Florida Statutes.

CIRCUIT CIVIL CLEARANCE RATES
by Circuit
FY 2011-12

Circuit	Filings	Dispositions	Clearance Rates
1	7,975	6,835	85.7%
2	5,578	4,830	86.6%
3	1,782	1,368	76.8%
4	16,085	14,300	88.9%
5	16,413	13,400	81.6%
6	22,191	22,017	99.2%
7	13,049	11,750	90.0%
8	3,351	3,087	92.1%
9	25,773	23,864	92.6%
10	9,311	8,641	92.8%
11	49,179	63,594	129.3%
12	10,823	10,078	93.1%
13	18,904	20,423	108.0%
14	3,542	3,517	99.3%
15	23,056	22,813	98.9%
16	1,341	1,394	104.0%
17	35,150	36,424	103.6%
18	14,111	11,996	85.0%
19	9,423	10,096	107.1%
20	18,767	17,986	95.8%
Total	305,804	308,413	100.9%

Circuit Civil ◆ Other Statistics

CIRCUIT CIVIL SPECIAL PROCEEDINGS
by Circuit
FY 2011-12

Circuit	Reopenings	Appeals Filed From County Court	Total
1	3,175	47	3,222
2	1,135	16	1,151
3	220	4	224
4	7,646	28	7,674
5	7,008	83	7,091
6	7,818	54	7,872
7	5,306	37	5,343
8	1,398	19	1,417
9	23,636	77	23,713
10	5,025	11	5,036
11	37,717	274	37,991
12	6,779	29	6,808
13	5,391	42	5,433
14	1,331	7	1,338
15	15,468	66	15,534
16	567	6	573
17	39,810	292	40,102
18	9,306	42	9,348
19	4,050	28	4,078
20	14,985	28	15,013
Total	197,771	1,190	198,961

**INVOLUNTARY CIVIL COMMITMENT OF
SEXUALLY VIOLENT PREDATORS
Statewide by Category/Case Type and Month
FY 2011-12**

Category/ Case Type	Jul	Aug	Sep	Oct	Nov	Dec	Jan	Feb	Mar	Apr	May	Jun	Total
A. Total Sexually Violent Predator Petitions Filed	9	11	13	18	8	5	13	8	4	8	4	9	110
B. Total Probable Cause Hearings	2	11	4	7	5	1	5	8	1	3	3	7	57
1. Non-Adversarial Determinations	2	8	3	7	4	0	3	6	0	3	2	6	44
2. Adversarial Hearing	0	3	1	0	1	1	2	2	1	0	1	1	13
C. Total Sexually Violent Predator Petitions Disposed	10	7	4	13	9	17	20	14	11	18	16	16	155
1. Dismissed by the State Attorney	3	1	0	3	2	1	1	0	2	3	0	1	17
2. Dismissed by Judge	2	0	0	2	1	5	8	8	2	6	9	4	47
3. Dismissed by Judge/Non-Jury Trial	1	2	1	3	2	3	2	3	4	2	0	5	28
a. Not Sexually Violent Predators	0	0	0	0	0	0	0	0	0	0	0	0	0
b. Sexually Violent Predators without Conditional Release	1	2	0	3	2	2	2	2	2	0	0	5	21
c. Sexually Violent Predators Released Conditionally	0	0	1	0	0	0	0	0	2	1	0	0	4
d. Sexually Violent Predators Released Unconditionally	0	0	0	0	0	1	0	1	0	1	0	0	3

Circuit Civil ◆ Involuntary Civil Commitment

**INVOLUNTARY CIVIL COMMITMENT OF
SEXUALLY VIOLENT PREDATORS, Continued
Statewide by Category/Case Type and Month
FY 2011-12**

Category/ Case Type	Jul	Aug	Sep	Oct	Nov	Dec	Jan	Feb	Mar	Apr	May	Jun	Total
4. Disposed by Jury Trial	3	2	2	3	1	7	8	3	2	5	4	4	44
a. Not Sexually Violent Predators	0	0	0	0	1	2	1	0	0	2	0	2	8
b. Sexually Violent Predators without Conditional Release	3	1	2	3	0	5	7	3	2	3	3	2	34
c. Sexually Violent Predators Released Conditionally	0	0	0	0	0	0	0	0	0	0	1	0	1
d. Sexually Violent Predators Released Unconditionally	0	1	0	0	0	0	0	0	0	0	0	0	1
5. Disposed by Other	1	2	1	2	3	1	1	0	1	1	3	1	17
6. Sexually Violent Predators Committed for Failure to Comply with Conditions of Release	0	0	0	0	0	0	0	0	0	1	0	1	2
D. Total Retrials	0	0	0	1	0	0	2	0	0	0	0	0	3
E. Total Examination/ Reviews, Hearings and Trials	57	66	57	69	71	47	78	68	66	72	109	61	821
1. Examinations/ Reviews	36	58	41	59	59	31	58	52	51	57	75	55	632
2. Probable Cause Hearings	19	7	15	9	10	14	15	16	13	9	30	4	161
3. Trials for Release Status Subsequent to Examination	2	1	1	1	2	2	5	0	2	6	4	2	28
a. Granted	0	1	0	1	1	1	2	0	1	5	1	1	14
b. Denied	1	1	1	0	1	1	3	0	1	1	3	2	15

**INVOLUNTARY CIVIL COMMITMENT OF
SEXUALLY VIOLENT PREDATORS, Continued
Statewide by Category/Case Type and Month
FY 2011-12**

Category/ Case Type	Jul	Aug	Sep	Oct	Nov	Dec	Jan	Feb	Mar	Apr	May	Jun	Total
F. Total Petitions for Released Filed	1	4	3	3	1	2	5	7	2	2	6	2	38
1. Filed with Authorization by Department of Children and Families	0	1	1	0	0	0	2	3	0	1	1	1	10
a. Granted	1	1	1	0	0	0	2	1	0	0	0	0	6
b. Denied	0	0	0	0	0	0	0	2	0	1	1	1	5
2. Filed without Authorization by Department of Children and Families	0	2	2	3	1	1	2	3	1	1	3	1	20
a. Granted	0	1	1	1	0	0	0	0	1	1	0	0	5
b. Denied	0	0	0	2	0	0	1	0	0	1	1	0	5
3. Filed Pursuant to a Right of Habeas Corpus	1	1	0	0	0	1	1	1	1	0	1	0	7
a. Granted	0	0	0	0	0	0	0	0	0	0	0	0	0
b. Denied	1	0	0	0	0	0	1	0	2	1	0	0	5