

## Circuit Family Court ♦ Overview

The Circuit Family Court includes Domestic Relations, Juvenile Delinquency, and Juvenile Dependency. The Circuit Family Court comprises the following seven categories of family court cases: simplified dissolution, dissolution, child support, other domestic relations, domestic violence, juvenile delinquency, and juvenile dependency. Within these categories are the following case types:

**Simplified Dissolution** - simplified dissolution of marriage

**Dissolution** - dissolution of marriage

**Child Support** - child support (IV-D and non IV-D), and Uniform Interstate Family Support Act (UIFSA) (IV-D and non IV-D)

**Other Domestic Relations** - adoption arising out of Chapter 63, name change, paternity/disestablishment of paternity, and other family court

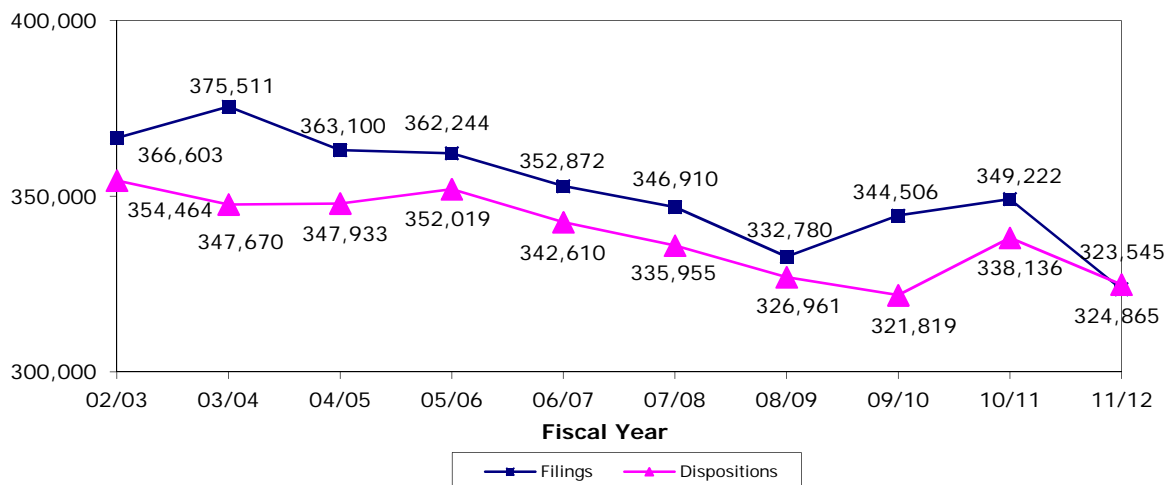
**Domestic Violence** - domestic violence, repeat violence, sexual violence, and dating violence

**Juvenile Delinquency** - delinquency

**Juvenile Dependency** - dependency, termination of parental rights (TPR) arising out of Chapter 39, and Children in Need of Services and Families in Need of Services (CINS/FINS)

In the Circuit Family Court, *Filings* correspond to each complaint or petition filed. *Dispositions* correspond to each complaint or petition disposed. *Jury Trials* are defined as trials in which a group of citizens is impaneled, selected and sworn to determine the issues of fact in a case.

### CIRCUIT FAMILY COURT FILINGS AND DISPOSITIONS FY 2002-03 to FY 2011-12\*



\*The Summary Reporting System began capturing the number of dispositions in Termination of Parental Rights (TPR) cases in January 2010. The filings and dispositions in TPR cases are not included for fiscal year 2002-03 through fiscal year 2009-10.

**CIRCUIT FAMILY COURT FILINGS**  
**Statewide by Category/Case Type and Month**  
**FY 2011-12**

Category/ Case Type	Jul	Aug	Sep	Oct	Nov	Dec	Jan	Feb	Mar	Apr	May	Jun	Total
<b>A. Simplified Dissolution</b>	<b>530</b>	<b>557</b>	<b>503</b>	<b>566</b>	<b>558</b>	<b>532</b>	<b>616</b>	<b>774</b>	<b>783</b>	<b>700</b>	<b>688</b>	<b>693</b>	<b>7,500</b>
1. Simplified Dissolution	530	557	503	566	558	532	616	774	783	700	688	693	7,500
<b>B. Dissolution</b>	<b>6,970</b>	<b>7,505</b>	<b>7,170</b>	<b>6,975</b>	<b>6,497</b>	<b>6,066</b>	<b>6,427</b>	<b>8,075</b>	<b>8,756</b>	<b>7,653</b>	<b>7,601</b>	<b>7,184</b>	<b>86,879</b>
1. Dissolution	6,970	7,505	7,170	6,975	6,497	6,066	6,427	8,075	8,756	7,653	7,601	7,184	86,879
<b>C. Child Support</b>	<b>4,262</b>	<b>5,061</b>	<b>4,751</b>	<b>5,181</b>	<b>5,165</b>	<b>5,006</b>	<b>1,011</b>	<b>706</b>	<b>1,831</b>	<b>2,277</b>	<b>2,063</b>	<b>1,762</b>	<b>39,076</b>
1. Child Support	3,737	4,475	4,193	4,624	4,701	4,534	924	650	1,684	2,055	1,870	1,617	35,064
a. IV-D	3,698	4,353	4,111	4,531	4,609	4,462	882	632	1,659	2,030	1,816	1,576	34,359
b. Non-IV-D	39	122	82	93	92	72	42	18	25	25	54	41	705
2. UIFSA	525	586	558	557	464	472	87	56	147	222	193	145	4,012
a. IV-D	522	579	549	551	454	464	86	54	146	219	193	143	3,960
b. Non-IV-D	3	7	9	6	10	8	1	2	1	3	0	2	52
<b>D. Other Domestic Relations</b>	<b>4,031</b>	<b>4,751</b>	<b>4,225</b>	<b>4,049</b>	<b>4,103</b>	<b>4,045</b>	<b>2,819</b>	<b>2,754</b>	<b>3,402</b>	<b>3,272</b>	<b>3,235</b>	<b>3,211</b>	<b>43,897</b>
1. Other Family Court	801	1,036	807	768	721	678	722	670	747	797	802	837	9,386
2. Adoption Arising out of Chapter 63	329	437	391	373	434	408	319	366	427	392	400	392	4,668
3. Name Change	519	579	447	445	395	406	545	593	665	512	581	530	6,217
4. Paternity/ Disestablishment of Paternity	2,382	2,699	2,580	2,463	2,553	2,553	1,233	1,125	1,563	1,571	1,452	1,452	23,626

---

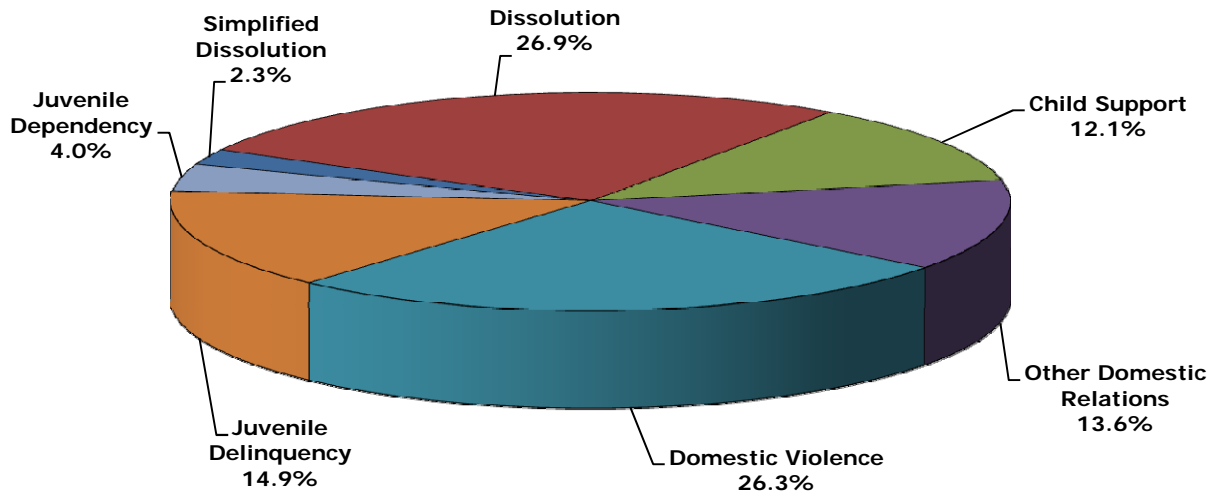
**Circuit Family Court ◆ Filings**


---

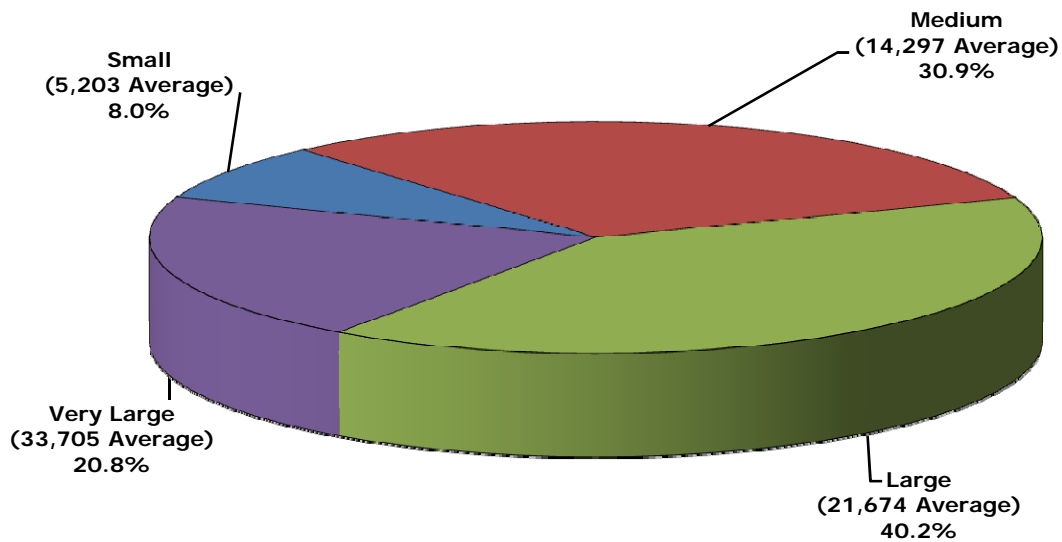
**CIRCUIT FAMILY COURT FILINGS, Continued**  
**Statewide by Category/Case Type and Month**  
**FY 2011-12**

Category/ Case Type	Jul	Aug	Sep	Oct	Nov	Dec	Jan	Feb	Mar	Apr	May	Jun	Total
<b>E. Domestic Violence</b>	<b>7,040</b>	<b>8,064</b>	<b>7,202</b>	<b>7,287</b>	<b>6,477</b>	<b>6,417</b>	<b>6,846</b>	<b>6,506</b>	<b>7,240</b>	<b>7,362</b>	<b>7,802</b>	<b>6,786</b>	<b>85,029</b>
1. Domestic Violence	4,778	5,453	4,733	4,661	4,253	4,273	4,536	4,291	4,723	4,723	5,016	4,522	55,962
2. Dating Violence	344	429	364	537	314	342	363	366	388	340	401	360	4,548
3. Repeat Violence	1,846	2,096	2,024	2,012	1,838	1,722	1,864	1,772	2,040	2,205	2,310	1,842	23,571
4. Sexual Violence	72	86	81	77	72	80	83	77	89	94	75	62	948
<b>F. Juvenile Delinquency</b>	<b>3,585</b>	<b>4,021</b>	<b>3,511</b>	<b>3,908</b>	<b>4,043</b>	<b>4,095</b>	<b>3,987</b>	<b>3,875</b>	<b>4,280</b>	<b>3,910</b>	<b>4,772</b>	<b>4,209</b>	<b>48,196</b>
1. Juvenile Delinquency	3,585	4,021	3,511	3,908	4,043	4,095	3,987	3,875	4,280	3,910	4,772	4,209	48,196
<b>G. Juvenile Dependency</b>	<b>1,037</b>	<b>1,136</b>	<b>1,053</b>	<b>1,140</b>	<b>1,050</b>	<b>1,087</b>	<b>1,003</b>	<b>1,076</b>	<b>1,149</b>	<b>1,093</b>	<b>1,115</b>	<b>1,029</b>	<b>12,968</b>
1. Juvenile Dependency	774	890	818	885	807	835	796	824	897	816	849	804	9,995
2. Termination of Parental Rights	263	246	235	255	243	252	207	252	252	277	266	225	2,973
<b>Total</b>	<b>27,455</b>	<b>31,095</b>	<b>28,415</b>	<b>29,106</b>	<b>27,893</b>	<b>27,248</b>	<b>22,709</b>	<b>23,766</b>	<b>27,441</b>	<b>26,267</b>	<b>27,276</b>	<b>24,874</b>	<b>323,545</b>

**CIRCUIT FAMILY COURT FILINGS**  
by Category  
FY 2011-12



**CIRCUIT FAMILY COURT FILINGS**  
by Circuit Size\*  
FY 2011-12



\*Small Circuits - 2nd, 3rd, 8th, 14th, 16th;  
 Medium Circuits - 1st, 5th, 7th, 10th, 12th, 18th, 19th;  
 Large Circuits - 4th, 6th, 9th, 13th, 15th, 20th; and  
 Very Large Circuits - 11th, 17th (as defined in the Glossary).

## Circuit Family Court ◆ Filings

**CIRCUIT FAMILY COURT FILINGS**  
by Circuit and Case Type  
FY 2011-12

Circuit	Simplified Dissolution	Dissolution	Child Support	UIFSA	Other Domestic Relation	Domestic Violence	Repeat Violence	Juvenile Delinquency	Juvenile Dependency	Termination of Parental Rights	Total
1	485	3,301	1,767	228	1,817	2,989	1,882	2,064	654	170	15,357
2	247	1,418	744	96	1,181	1,075	744	995	186	69	6,755
3	93	874	722	67	525	812	549	544	107	23	4,316
4	252	5,689	3,409	207	1,841	3,993	2,552	3,349	500	274	22,066
5	292	4,357	2,497	152	2,273	2,884	1,227	2,186	659	124	16,651
6	890	4,921	2,108	67	3,031	4,888	2,547	3,138	1,113	284	22,987
7	240	4,004	1,357	277	2,213	2,878	1,380	2,507	531	241	15,628
8	248	1,322	1,349	101	1,138	983	512	1,048	191	71	6,963
9	499	7,616	2,875	265	4,025	4,144	2,344	4,639	615	185	27,207
10	250	2,894	2,440	283	1,982	3,153	1,581	3,296	545	122	16,546
11	522	14,051	3,741	610	6,141	5,691	2,568	4,642	730	326	39,022
12	320	2,578	1,484	505	1,281	2,075	988	1,306	397	96	11,030
13	459	6,137	1,870	313	3,418	4,990	2,602	3,880	1,012	295	24,976
14	96	1,641	810	189	665	1,154	371	906	239	68	6,139
15	693	5,202	1,584	146	2,996	2,205	883	2,058	471	164	16,402
16	70	1,011	28	14	121	243	167	132	47	8	1,841
17	977	8,472	1,811	4	3,612	5,392	2,976	4,448	577	118	28,387
18	329	4,130	1,649	118	2,249	2,485	1,172	2,407	469	93	15,101
19	185	2,392	1,043	255	1,316	1,327	562	2,075	459	150	9,764
20	353	4,869	1,776	115	2,072	2,601	1,460	2,576	493	92	16,407
<b>Total</b>	<b>7,500</b>	<b>86,879</b>	<b>35,064</b>	<b>4,012</b>	<b>43,897</b>	<b>55,962</b>	<b>29,067</b>	<b>48,196</b>	<b>9,995</b>	<b>2,973</b>	<b>323,545</b>

**CIRCUIT FAMILY COURT FILINGS**  
by Circuit/County and Category  
FY 2011-12

Circuit/County	Simplified Dissolution	Dissolution	Child Support	Other Domestic Relations	Domestic Violence	Juvenile Delinquency	Juvenile Dependency	Total
<b>Circuit 1</b>	<b>485</b>	<b>3,301</b>	<b>1,995</b>	<b>1,817</b>	<b>4,871</b>	<b>2,064</b>	<b>824</b>	<b>15,357</b>
Escambia	161	1,238	872	1,006	2,805	1,125	407	7,614
Okaloosa	186	1,072	713	371	1,099	442	225	4,108
Santa Rosa	90	755	284	311	648	420	154	2,662
Walton	48	236	126	129	319	77	38	973
<b>Circuit 2</b>	<b>247</b>	<b>1,418</b>	<b>840</b>	<b>1,181</b>	<b>1,819</b>	<b>995</b>	<b>255</b>	<b>6,755</b>
Franklin	17	57	44	27	70	33	14	262
Gadsden	20	184	133	131	290	157	15	930
Jefferson	6	43	70	15	58	14	9	215
Leon	169	956	487	936	1,190	671	201	4,610
Liberty	10	43	10	7	40	7	5	122
Wakulla	25	135	96	65	171	113	11	616
<b>Circuit 3</b>	<b>93</b>	<b>874</b>	<b>789</b>	<b>525</b>	<b>1,361</b>	<b>544</b>	<b>130</b>	<b>4,316</b>
Columbia	43	365	268	202	443	176	70	1,567
Dixie	3	92	41	56	113	31	1	337
Hamilton	5	44	64	43	103	24	14	297
Lafayette	6	38	20	26	46	7	0	143
Madison	9	65	124	28	98	53	2	379
Suwannee	21	159	184	102	351	191	28	1,036
Taylor	6	111	88	68	207	62	15	557
<b>Circuit 4</b>	<b>252</b>	<b>5,689</b>	<b>3,616</b>	<b>1,841</b>	<b>6,545</b>	<b>3,349</b>	<b>774</b>	<b>22,066</b>
Clay	42	1,005	548	298	727	927	160	3,707
Duval	181	4,359	2,974	1,449	5,267	2,326	579	17,135
Nassau	29	325	94	94	551	96	35	1,224

**Circuit Family Court ◆ Filings**

**CIRCUIT FAMILY COURT FILINGS, Continued**  
**by Circuit/County and Category**  
**FY 2011-12**

<b>Circuit/County</b>	<b>Simplified Dissolution</b>	<b>Dissolution</b>	<b>Child Support</b>	<b>Other Domestic Relations</b>	<b>Domestic Violence</b>	<b>Juvenile Delinquency</b>	<b>Juvenile Dependency</b>	<b>Total</b>
<b>Circuit 5</b>	<b>292</b>	<b>4,357</b>	<b>2,649</b>	<b>2,273</b>	<b>4,111</b>	<b>2,186</b>	<b>783</b>	<b>16,651</b>
Citrus	38	626	339	301	427	204	149	2,084
Hernando	29	675	590	224	935	440	114	3,007
Lake	65	1,319	697	688	804	777	193	4,543
Marion	130	1,531	883	907	1,710	714	292	6,167
Sumter	30	206	140	153	235	51	35	850
<b>Circuit 6</b>	<b>890</b>	<b>4,921</b>	<b>2,175</b>	<b>3,031</b>	<b>7,435</b>	<b>3,138</b>	<b>1,397</b>	<b>22,987</b>
Pasco	297	1,680	747	1,069	2,713	1,087	477	8,070
Pinellas	593	3,241	1,428	1,962	4,722	2,051	920	14,917
<b>Circuit 7</b>	<b>240</b>	<b>4,004</b>	<b>1,634</b>	<b>2,213</b>	<b>4,258</b>	<b>2,507</b>	<b>772</b>	<b>15,628</b>
Flagler	31	396	117	185	537	350	98	1,714
Putnam	9	362	327	306	582	276	85	1,947
St. Johns	0	989	466	309	394	613	118	2,889
Volusia	200	2,257	724	1,413	2,745	1,268	471	9,078
<b>Circuit 8</b>	<b>248</b>	<b>1,322</b>	<b>1,450</b>	<b>1,138</b>	<b>1,495</b>	<b>1,048</b>	<b>262</b>	<b>6,963</b>
Alachua	162	792	781	864	944	680	174	4,397
Baker	32	101	129	42	88	113	18	523
Bradford	15	136	90	83	127	58	25	534
Gilchrist	8	80	99	43	79	10	7	326
Levy	24	169	304	68	189	115	36	905
Union	7	44	47	38	68	72	2	278
<b>Circuit 9</b>	<b>499</b>	<b>7,616</b>	<b>3,140</b>	<b>4,025</b>	<b>6,488</b>	<b>4,639</b>	<b>800</b>	<b>27,207</b>
Orange	424	5,915	2,294	3,400	5,113	3,556	513	21,215
Osceola	75	1,701	846	625	1,375	1,083	287	5,992

**CIRCUIT FAMILY COURT FILINGS, Continued**  
**by Circuit/County and Category**  
**FY 2011-12**

Circuit/County	Simplified Dissolution	Dissolution	Child Support	Other Domestic Relations	Domestic Violence	Juvenile Delinquency	Juvenile Dependency	Total
<b>Circuit 10</b>	<b>250</b>	<b>2,894</b>	<b>2,723</b>	<b>1,982</b>	<b>4,734</b>	<b>3,296</b>	<b>667</b>	<b>16,546</b>
Hardee	8	89	88	120	107	129	9	550
Highlands	30	321	365	207	293	486	71	1,773
Polk	212	2,484	2,270	1,655	4,334	2,681	587	14,223
<b>Circuit 11</b>	<b>522</b>	<b>14,051</b>	<b>4,351</b>	<b>6,141</b>	<b>8,259</b>	<b>4,642</b>	<b>1,056</b>	<b>39,022</b>
Miami-Dade	522	14,051	4,351	6,141	8,259	4,642	1,056	39,022
<b>Circuit 12</b>	<b>320</b>	<b>2,578</b>	<b>1,989</b>	<b>1,281</b>	<b>3,063</b>	<b>1,306</b>	<b>493</b>	<b>11,030</b>
Desoto	17	105	157	23	186	50	31	569
Manatee	122	1,080	967	644	1,457	644	191	5,105
Sarasota	181	1,393	865	614	1,420	612	271	5,356
<b>Circuit 13</b>	<b>459</b>	<b>6,137</b>	<b>2,183</b>	<b>3,418</b>	<b>7,592</b>	<b>3,880</b>	<b>1,307</b>	<b>24,976</b>
Hillsborough	459	6,137	2,183	3,418	7,592	3,880	1,307	24,976
<b>Circuit 14</b>	<b>96</b>	<b>1,641</b>	<b>999</b>	<b>665</b>	<b>1,525</b>	<b>906</b>	<b>307</b>	<b>6,139</b>
Bay	81	1,058	574	486	797	700	217	3,913
Calhoun	0	79	40	36	90	45	8	298
Gulf	6	67	44	13	97	29	4	260
Holmes	5	119	56	36	127	27	9	379
Jackson	4	229	202	63	292	63	42	895
Washington	0	89	83	31	122	42	27	394
<b>Circuit 15</b>	<b>693</b>	<b>5,202</b>	<b>1,730</b>	<b>2,996</b>	<b>3,088</b>	<b>2,058</b>	<b>635</b>	<b>16,402</b>
Palm Beach	693	5,202	1,730	2,996	3,088	2,058	635	16,402
<b>Circuit 16</b>	<b>70</b>	<b>1,011</b>	<b>42</b>	<b>121</b>	<b>410</b>	<b>132</b>	<b>55</b>	<b>1,841</b>
Monroe	70	1,011	42	121	410	132	55	1,841



**Circuit Family Court ◆ Filings**

**CIRCUIT FAMILY COURT FILINGS, Continued**  
**by Circuit/County and Category**  
**FY 2011-12**

<b>Circuit/County</b>	<b>Simplified Dissolution</b>	<b>Dissolution</b>	<b>Child Support</b>	<b>Other Domestic Relations</b>	<b>Domestic Violence</b>	<b>Juvenile Delinquency</b>	<b>Juvenile Dependency</b>	<b>Total</b>
<b>Circuit 17</b>	<b>977</b>	<b>8,472</b>	<b>1,815</b>	<b>3,612</b>	<b>8,368</b>	<b>4,448</b>	<b>695</b>	<b>28,387</b>
Broward	977	8,472	1,815	3,612	8,368	4,448	695	28,387
<b>Circuit 18</b>	<b>329</b>	<b>4,130</b>	<b>1,767</b>	<b>2,249</b>	<b>3,657</b>	<b>2,407</b>	<b>562</b>	<b>15,101</b>
Brevard	86	2,455	1,072	1,404	2,476	1,375	421	9,289
Seminole	243	1,675	695	845	1,181	1,032	141	5,812
<b>Circuit 19</b>	<b>185</b>	<b>2,392</b>	<b>1,298</b>	<b>1,316</b>	<b>1,889</b>	<b>2,075</b>	<b>609</b>	<b>9,764</b>
Indian River	56	566	252	298	382	373	131	2,058
Martin	43	581	249	270	454	328	86	2,011
Okeechobee	19	132	65	97	164	200	80	757
St. Lucie	67	1,113	732	651	889	1,174	312	4,938
<b>Circuit 20</b>	<b>353</b>	<b>4,869</b>	<b>1,891</b>	<b>2,072</b>	<b>4,061</b>	<b>2,576</b>	<b>585</b>	<b>16,407</b>
Charlotte	103	544	325	252	648	475	88	2,435
Collier	171	1,130	407	395	833	608	169	3,713
Glades	10	31	25	16	71	31	4	188
Hendry	15	129	179	89	135	116	39	702
Lee	54	3,035	955	1,320	2,374	1,346	285	9,369
<b>Total</b>	<b>7,500</b>	<b>86,879</b>	<b>39,076</b>	<b>43,897</b>	<b>85,029</b>	<b>48,196</b>	<b>12,968</b>	<b>323,545</b>

**CIRCUIT FAMILY COURT DISPOSITIONS**  
**Statewide by Category/Case Type and Month**  
**FY 2011-12**

Category/ Case Type	Jul	Aug	Sep	Oct	Nov	Dec	Jan	Feb	Mar	Apr	May	Jun	Total
<b>A. Simplified Dissolution</b>	<b>492</b>	<b>483</b>	<b>604</b>	<b>530</b>	<b>550</b>	<b>513</b>	<b>536</b>	<b>621</b>	<b>673</b>	<b>688</b>	<b>771</b>	<b>677</b>	<b>7,138</b>
1. Simplified Dissolution	492	483	604	530	550	513	536	621	673	688	771	677	7,138
<b>B. Dissolution</b>	<b>6,793</b>	<b>7,453</b>	<b>7,560</b>	<b>7,124</b>	<b>7,186</b>	<b>5,995</b>	<b>6,596</b>	<b>6,848</b>	<b>7,276</b>	<b>7,092</b>	<b>8,067</b>	<b>7,037</b>	<b>85,027</b>
1. Dissolution	6,793	7,453	7,560	7,124	7,186	5,995	6,596	6,848	7,276	7,092	8,067	7,037	85,027
<b>C. Child Support</b>	<b>3,916</b>	<b>4,607</b>	<b>4,381</b>	<b>4,183</b>	<b>3,900</b>	<b>3,723</b>	<b>3,812</b>	<b>3,781</b>	<b>4,127</b>	<b>2,743</b>	<b>2,179</b>	<b>2,164</b>	<b>43,516</b>
1. Child Support	3,588	4,218	4,024	3,779	3,546	3,454	3,636	3,599	3,945	2,575	2,040	2,056	40,460
a. IV-D	3,462	4,105	3,902	3,581	3,411	3,287	3,506	3,526	3,817	2,496	1,979	1,974	39,046
b. Non-IV-D	55	50	46	82	86	65	77	44	74	55	43	54	731
c. General Child Support*	71	63	76	116	49	102	53	29	54	24	18	28	683
2. UIFSA	328	389	357	404	354	269	176	182	182	168	139	108	3,056
a. IV-D	313	381	344	384	322	260	161	169	172	163	135	107	2,911
b. Non IV-D	5	4	9	9	12	4	6	4	8	1	0	1	63
c. General UIFSA*	10	4	4	11	20	5	9	9	2	4	4	0	82
<b>D. Other Domestic Relations</b>	<b>3,306</b>	<b>3,948</b>	<b>3,637</b>	<b>3,568</b>	<b>3,347</b>	<b>3,343</b>	<b>3,240</b>	<b>3,231</b>	<b>3,677</b>	<b>3,235</b>	<b>3,386</b>	<b>3,123</b>	<b>41,041</b>
1. Other Family Court	574	672	606	587	559	558	584	616	690	590	577	570	7,183
2. Adoption Arising out of Chapter 63	326	453	372	335	406	487	256	277	354	369	401	363	4,399
3. Name Change	425	549	525	459	471	407	473	459	560	515	602	472	5,917
4. Paternity/ Disestablishment of Paternity	1,867	2,168	2,069	2,049	1,845	1,766	1,868	1,850	2,037	1,727	1,773	1,686	22,705
5. General Other Domestic Relations*	114	106	65	138	66	125	59	29	36	34	33	32	837

**Circuit Family Court ♦ Dispositions**

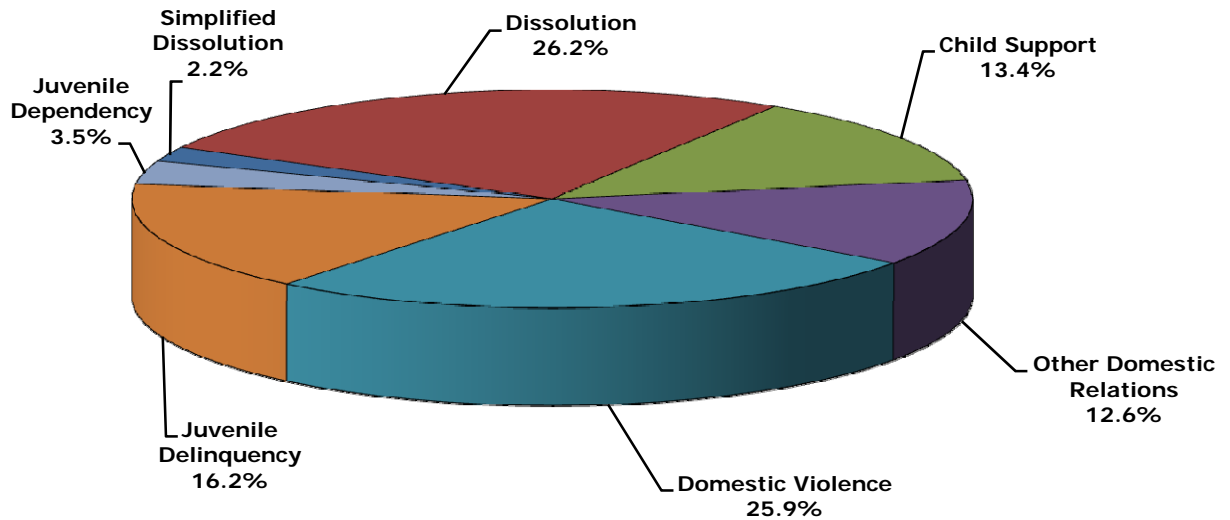
**CIRCUIT FAMILY COURT DISPOSITIONS, Continued**  
**Statewide by Category/Case Type and Month**  
**FY 2011-12**

Category/ Case Type	Jul	Aug	Sep	Oct	Nov	Dec	Jan	Feb	Mar	Apr	May	Jun	Total
<b>E. Domestic Violence</b>	<b>6,756</b>	<b>8,001</b>	<b>6,999</b>	<b>7,097</b>	<b>6,778</b>	<b>6,235</b>	<b>6,687</b>	<b>6,732</b>	<b>7,119</b>	<b>7,028</b>	<b>7,922</b>	<b>6,739</b>	<b>84,093</b>
1. Domestic Violence	4,605	5,439	4,619	4,676	4,443	4,140	4,453	4,425	4,638	4,550	5,078	4,471	55,537
2. Dating Violence	329	395	384	355	335	302	346	373	381	344	397	356	4,297
3. Repeat Violence	1,736	2,057	1,900	1,968	1,895	1,743	1,804	1,864	2,009	2,062	2,348	1,842	23,228
4. Sexual Violence	80	85	77	80	82	49	82	70	91	72	99	69	936
5. General Repeat Violence*	6	25	19	18	23	1	2	0	0	0	0	1	95
<b>F. Juvenile Delinquency</b>	<b>4,154</b>	<b>4,859</b>	<b>4,189</b>	<b>4,308</b>	<b>4,206</b>	<b>3,551</b>	<b>4,609</b>	<b>4,747</b>	<b>4,563</b>	<b>4,390</b>	<b>4,943</b>	<b>4,227</b>	<b>52,746</b>
1. Juvenile Delinquency	4,154	4,859	4,189	4,308	4,206	3,551	4,609	4,747	4,563	4,390	4,943	4,227	52,746
<b>G. Juvenile Dependency</b>	<b>861</b>	<b>1,045</b>	<b>869</b>	<b>961</b>	<b>964</b>	<b>807</b>	<b>964</b>	<b>1,016</b>	<b>994</b>	<b>938</b>	<b>1,006</b>	<b>879</b>	<b>11,304</b>
1. Juvenile Dependency	656	816	677	760	711	621	779	795	772	717	792	665	8,761
2. Termination of Parental Rights**	195	228	192	200	252	185	184	221	218	218	213	213	2,519
3. General Juvenile Dependency*	10	1	0	1	1	1	1	0	4	3	1	1	24
<b>Total</b>	<b>26,278</b>	<b>30,396</b>	<b>28,239</b>	<b>27,771</b>	<b>26,931</b>	<b>24,167</b>	<b>26,444</b>	<b>26,976</b>	<b>28,429</b>	<b>26,114</b>	<b>28,274</b>	<b>24,846</b>	<b>324,865</b>

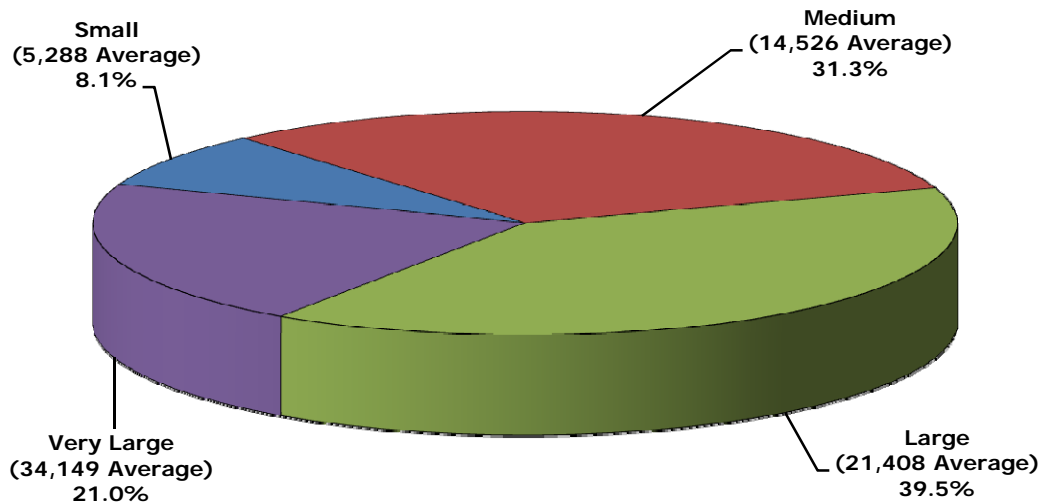
\*The Summary Reporting System began capturing more detailed case type data in January 2010. Unfortunately, the capability for reporting each disposition for these detailed case types may not be attained until January 2013. As a result, five case types (General Child Support, General UIFSA, General Other Domestic Relations, General Repeat Violence, and General Juvenile Dependency) were created to capture the dispositions for the detailed case types that cannot be discerned at this time.

\*\*Termination of Parental Rights dispositions are included for fiscal year 2011-12. The reporting of these dispositions began in January 2010.

**CIRCUIT FAMILY COURT DISPOSITIONS  
by Category  
FY 2011-12**



**CIRCUIT FAMILY COURT DISPOSITIONS  
by Circuit Size\*  
FY 2011-12**



\*Small Circuits - 2nd, 3rd, 8th, 14th, 16th;  
 Medium Circuits - 1st, 5th, 7th, 10th, 12th, 18th, 19th;  
 Large Circuits - 4th, 6th, 9th, 13th, 15th, 20th; and  
 Very Large Circuits - 11th, 17th (as defined in the Glossary).

**Circuit Family Court ♦ Dispositions**

**CIRCUIT FAMILY COURT DISPOSITIONS**  
**by Circuit and Case Type**  
**FY 2011-12**

Circuit	Simplified Dissolution	Dissolution	Child Support	UIFSA	Other Domestic Relation	Domestic Violence	Repeat Violence	Juvenile Delinquency	Juvenile Dependency	Termination of Parental Rights*	Total
1	481	3,372	1,994	233	1,862	2,958	1,843	1,855	586	147	15,331
2	247	1,445	687	69	990	1,020	692	944	197	45	6,336
3	92	888	951	76	542	809	447	461	58	10	4,334
4	210	5,570	3,500	281	1,564	4,086	2,555	3,191	408	247	21,612
5	260	4,261	2,929	149	2,272	2,773	1,174	2,241	508	102	16,669
6	872	4,731	2,585	113	2,904	4,880	2,529	2,577	1,023	287	22,501
7	219	4,041	1,613	236	2,388	2,820	1,357	2,483	480	187	15,824
8	242	1,372	1,842	71	1,331	1,004	509	999	158	46	7,574
9	440	6,674	3,780	309	4,339	4,009	2,122	5,391	553	80	27,697
10	235	3,097	2,870	271	2,307	3,103	1,582	3,624	497	146	17,732
11	527	14,082	3,269	149	3,810	6,018	2,775	4,855	727	567	36,779
12	285	2,427	1,548	467	823	2,067	973	1,641	300	119	10,650
13	421	5,850	2,391	19	3,539	4,783	2,448	4,453	727	219	24,850
14	80	1,436	944	79	509	1,126	351	1,572	185	46	6,328
15	647	5,124	1,451	147	2,228	2,143	849	2,234	315	16	15,154
16	76	979	45	0	117	243	170	196	34	6	1,866
17	1,011	8,680	3,531	24	4,543	5,419	2,973	4,734	592	11	31,518
18	281	3,863	1,649	145	1,869	2,477	1,184	2,759	566	81	14,874
19	181	2,319	1,152	119	1,283	1,291	556	3,165	447	91	10,604
20	331	4,816	1,729	99	1,821	2,508	1,467	3,371	424	66	16,632
<b>Total</b>	<b>7,138</b>	<b>85,027</b>	<b>40,460</b>	<b>3,056</b>	<b>41,041</b>	<b>55,537</b>	<b>28,556</b>	<b>52,746</b>	<b>8,785</b>	<b>2,519</b>	<b>324,865</b>

\*Termination of Parental Rights dispositions are included for fiscal year 2011-12. The reporting of these dispositions began in January 2010.

**CIRCUIT FAMILY COURT DISPOSITIONS**  
**by Circuit/County and Category**  
**FY 2011-12**

Circuit/County	Simplified Dissolution	Dissolution	Child Support	Other Domestic Relations	Domestic Violence	Juvenile Delinquency	Juvenile Dependency*	Total
<b>Circuit 1</b>	<b>481</b>	<b>3,372</b>	<b>2,227</b>	<b>1,862</b>	<b>4,801</b>	<b>1,855</b>	<b>733</b>	<b>15,331</b>
Escambia	163	1,409	1,074	1,124	2,802	797	443	7,812
Okaloosa	175	1,011	730	360	1,020	473	131	3,900
Santa Rosa	90	726	294	264	658	493	148	2,673
Walton	53	226	129	114	321	92	11	946
<b>Circuit 2</b>	<b>247</b>	<b>1,445</b>	<b>756</b>	<b>990</b>	<b>1,712</b>	<b>944</b>	<b>242</b>	<b>6,336</b>
Franklin	17	66	82	23	77	29	6	300
Gadsden	20	198	112	125	296	185	17	953
Jefferson	3	44	18	6	60	16	7	154
Leon	169	959	411	770	1,077	653	192	4,231
Liberty	10	38	13	14	34	7	3	119
Wakulla	28	140	120	52	168	54	17	579
<b>Circuit 3</b>	<b>92</b>	<b>888</b>	<b>1,027</b>	<b>542</b>	<b>1,256</b>	<b>461</b>	<b>68</b>	<b>4,334</b>
Columbia	46	373	389	233	436	196	44	1,717
Dixie	4	77	20	40	98	16	0	255
Hamilton	6	38	72	46	113	19	0	294
Lafayette	6	28	32	19	39	12	2	138
Madison	8	63	128	31	101	32	6	369
Suwannee	17	211	311	135	340	125	14	1,153
Taylor	5	98	75	38	129	61	2	408
<b>Circuit 4</b>	<b>210</b>	<b>5,570</b>	<b>3,781</b>	<b>1,564</b>	<b>6,641</b>	<b>3,191</b>	<b>655</b>	<b>21,612</b>
Clay	40	969	616	263	708	748	29	3,373
Duval	141	4,247	3,071	1,175	5,382	2,341	592	16,949
Nassau	29	354	94	126	551	102	34	1,290

**Circuit Family Court ◆ Dispositions**

**CIRCUIT FAMILY COURT DISPOSITIONS, Continued**  
**by Circuit/County and Category**  
**FY 2011-12**

<b>Circuit/County</b>	<b>Simplified Dissolution</b>	<b>Dissolution</b>	<b>Child Support</b>	<b>Other Domestic Relations</b>	<b>Domestic Violence</b>	<b>Juvenile Delinquency</b>	<b>Juvenile Dependency*</b>	<b>Total</b>
<b>Circuit 5</b>	<b>260</b>	<b>4,261</b>	<b>3,078</b>	<b>2,272</b>	<b>3,947</b>	<b>2,241</b>	<b>610</b>	<b>16,669</b>
Citrus	37	622	375	314	439	214	109	2,110
Hernando	25	637	566	171	874	450	135	2,858
Lake	50	1,247	710	653	792	649	155	4,256
Marion	120	1,541	1,289	993	1,609	881	209	6,642
Sumter	28	214	138	141	233	47	2	803
<b>Circuit 6</b>	<b>872</b>	<b>4,731</b>	<b>2,698</b>	<b>2,904</b>	<b>7,409</b>	<b>2,577</b>	<b>1,310</b>	<b>22,501</b>
Pasco	285	1,595	835	1,138	2,741	971	432	7,997
Pinellas	587	3,136	1,863	1,766	4,668	1,606	878	14,504
<b>Circuit 7</b>	<b>219</b>	<b>4,041</b>	<b>1,849</b>	<b>2,388</b>	<b>4,177</b>	<b>2,483</b>	<b>667</b>	<b>15,824</b>
Flagler	30	438	97	221	481	542	42	1,851
Putnam	6	348	361	348	581	250	67	1,961
St. Johns	0	979	559	263	374	509	99	2,783
Volusia	183	2,276	832	1,556	2,741	1,182	459	9,229
<b>Circuit 8</b>	<b>242</b>	<b>1,372</b>	<b>1,913</b>	<b>1,331</b>	<b>1,513</b>	<b>999</b>	<b>204</b>	<b>7,574</b>
Alachua	159	873	1,021	1,069	962	596	140	4,820
Baker	32	93	187	34	88	146	9	589
Bradford	14	128	130	93	129	86	19	599
Gilchrist	6	78	124	50	78	20	0	356
Levy	22	152	379	49	190	94	35	921
Union	9	48	72	36	66	57	1	289
<b>Circuit 9</b>	<b>440</b>	<b>6,674</b>	<b>4,089</b>	<b>4,339</b>	<b>6,131</b>	<b>5,391</b>	<b>633</b>	<b>27,697</b>
Orange	367	5,106	3,114	3,672	4,846	3,479	384	20,968
Osceola	73	1,568	975	667	1,285	1,912	249	6,729

**CIRCUIT FAMILY COURT DISPOSITIONS, Continued  
by Circuit/County and Category  
FY 2011-12**

<b>Circuit/County</b>	<b>Simplified Dissolution</b>	<b>Dissolution</b>	<b>Child Support</b>	<b>Other Domestic Relations</b>	<b>Domestic Violence</b>	<b>Juvenile Delinquency</b>	<b>Juvenile Dependency*</b>	<b>Total</b>
<b>Circuit 10</b>	<b>235</b>	<b>3,097</b>	<b>3,141</b>	<b>2,307</b>	<b>4,685</b>	<b>3,624</b>	<b>643</b>	<b>17,732</b>
Hardee	5	104	81	111	112	116	4	533
Highlands	30	378	362	249	285	641	74	2,019
Polk	200	2,615	2,698	1,947	4,288	2,867	565	15,180
<b>Circuit 11</b>	<b>527</b>	<b>14,082</b>	<b>3,418</b>	<b>3,810</b>	<b>8,793</b>	<b>4,855</b>	<b>1,294</b>	<b>36,779</b>
Miami-Dade	527	14,082	3,418	3,810	8,793	4,855	1,294	36,779
<b>Circuit 12</b>	<b>285</b>	<b>2,427</b>	<b>2,015</b>	<b>823</b>	<b>3,040</b>	<b>1,641</b>	<b>419</b>	<b>10,650</b>
Desoto	11	127	167	30	257	52	23	667
Manatee	99	961	1,072	197	1,394	645	146	4,514
Sarasota	175	1,339	776	596	1,389	944	250	5,469
<b>Circuit 13</b>	<b>421</b>	<b>5,850</b>	<b>2,410</b>	<b>3,539</b>	<b>7,231</b>	<b>4,453</b>	<b>946</b>	<b>24,850</b>
Hillsborough	421	5,850	2,410	3,539	7,231	4,453	946	24,850
<b>Circuit 14</b>	<b>80</b>	<b>1,436</b>	<b>1,023</b>	<b>509</b>	<b>1,477</b>	<b>1,572</b>	<b>231</b>	<b>6,328</b>
Bay	70	895	497	367	770	1,428	132	4,159
Calhoun	0	87	53	36	86	20	11	293
Gulf	3	43	46	4	84	14	1	195
Holmes	3	110	93	33	130	32	16	417
Jackson	4	200	221	48	309	35	47	864
Washington	0	101	113	21	98	43	24	400
<b>Circuit 15</b>	<b>647</b>	<b>5,124</b>	<b>1,598</b>	<b>2,228</b>	<b>2,992</b>	<b>2,234</b>	<b>331</b>	<b>15,154</b>
Palm Beach	647	5,124	1,598	2,228	2,992	2,234	331	15,154
<b>Circuit 16</b>	<b>76</b>	<b>979</b>	<b>45</b>	<b>117</b>	<b>413</b>	<b>196</b>	<b>40</b>	<b>1,866</b>
Monroe	76	979	45	117	413	196	40	1,866



**Circuit Family Court ◆ Dispositions**

**CIRCUIT FAMILY COURT DISPOSITIONS, Continued**  
**by Circuit/County and Category**  
**FY 2011-12**

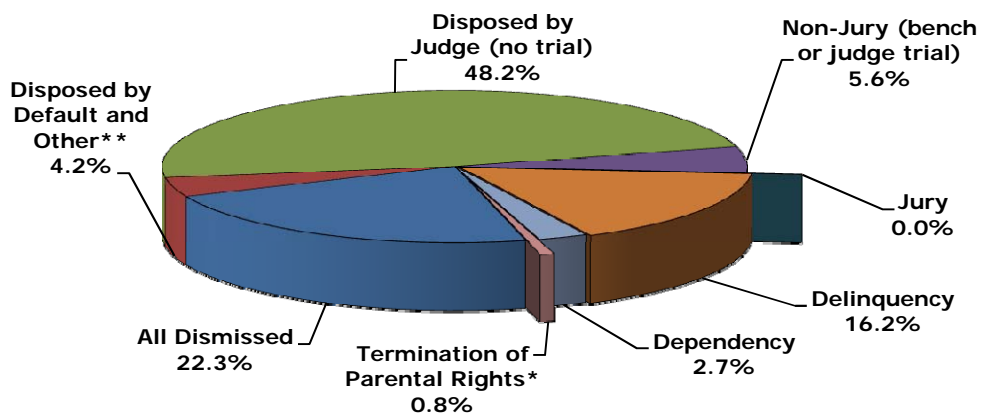
<b>Circuit/County</b>	<b>Simplified Dissolution</b>	<b>Dissolution</b>	<b>Child Support</b>	<b>Other Domestic Relations</b>	<b>Domestic Violence</b>	<b>Juvenile Delinquency</b>	<b>Juvenile Dependency*</b>	<b>Total</b>
<b>Circuit 17</b>	<b>1,011</b>	<b>8,680</b>	<b>3,555</b>	<b>4,543</b>	<b>8,392</b>	<b>4,734</b>	<b>603</b>	<b>31,518</b>
Broward	1,011	8,680	3,555	4,543	8,392	4,734	603	31,518
<b>Circuit 18</b>	<b>281</b>	<b>3,863</b>	<b>1,794</b>	<b>1,869</b>	<b>3,661</b>	<b>2,759</b>	<b>647</b>	<b>14,874</b>
Brevard	68	2,221	932	1,028	2,461	1,743	497	8,950
Seminole	213	1,642	862	841	1,200	1,016	150	5,924
<b>Circuit 19</b>	<b>181</b>	<b>2,319</b>	<b>1,271</b>	<b>1,283</b>	<b>1,847</b>	<b>3,165</b>	<b>538</b>	<b>10,604</b>
Indian River	52	556	246	256	373	911	112	2,506
Martin	51	542	246	249	435	406	46	1,975
Okeechobee	19	156	101	103	147	141	40	707
St. Lucie	59	1,065	678	675	892	1,707	340	5,416
<b>Circuit 20</b>	<b>331</b>	<b>4,816</b>	<b>1,828</b>	<b>1,821</b>	<b>3,975</b>	<b>3,371</b>	<b>490</b>	<b>16,632</b>
Charlotte	112	565	213	201	647	1,134	41	2,913
Collier	154	1,098	371	311	683	606	163	3,386
Glades	12	27	40	7	70	15	1	172
Hendry	15	108	199	64	156	131	32	705
Lee	38	3,018	1,005	1,238	2,419	1,485	253	9,456
<b>Total</b>	<b>7,138</b>	<b>85,027</b>	<b>43,516</b>	<b>41,041</b>	<b>84,093</b>	<b>52,746</b>	<b>11,304</b>	<b>324,865</b>

\*Termination of Parental Rights dispositions are included for fiscal year 2011-12. The reporting of these dispositions began in January 2010.

**CIRCUIT FAMILY COURT DISPOSITIONS**  
**Statewide by Disposition Type and Case Type**  
**FY 2011-12**

Disposition Type	Simplified Dissolution	Dissolution	Child Support	UIFSA	Other Domestic Relations	Domestic Violence	Repeat Violence	Juvenile Delinquency	Juvenile Dependency	Termination of Parental Rights*	Total
A. Dismissed Before Hearing	139	3,816	6,661	460	5,114	6,956	6,068	NA	NA	NA	29,214
B. Dismissed After Hearing	155	3,639	4,198	178	4,394	21,600	9,103	NA	NA	NA	43,267
C. Disposed by Default	24	6,105	2,622	148	968	29	14	NA	NA	NA	9,910
D. Disposed by Judge (no trial)	6,487	63,702	21,093	821	25,989	25,752	12,702	NA	NA	NA	156,546
E. Disposed by Non-Jury	322	7,358	4,652	389	3,932	1,001	595	NA	NA	NA	18,249
F. Disposed by Jury	4	8	2	0	3	5	1	NA	NA	NA	23
G. Disposed by Other**	7	399	1,232	1,060	641	194	73	NA	NA	NA	3,606
<b>Total</b>	<b>7,138</b>	<b>85,027</b>	<b>40,460</b>	<b>3,056</b>	<b>41,041</b>	<b>55,537</b>	<b>28,556</b>	<b>52,746</b>	<b>8,785</b>	<b>2,519</b>	<b>324,865</b>

**CIRCUIT FAMILY COURT DISPOSITIONS**  
**by Disposition Type**  
**FY 2011-12**



NA represents Disposition Type does not apply.

\*Termination of Parental Rights dispositions are included for fiscal year 2011-12. The reporting of these dispositions began in January 2010.

\*\*The disposition category "Disposed by Other" is used to report cases as disposed when they are: consolidated into a primary case, transferred to another court, or have a change of venue.

---

**Circuit Family Court ◆ Other Statistics**

---

The Circuit Family Court also involves other statistics. In the Family Court, other statistics include clearance rates, juvenile delinquency complaints, domestic relations modification/supplemental reopenings, domestic relations civil contempt/enforcement reopenings, domestic relations other reopenings, juvenile delinquency reopenings, juvenile delinquency certifications to criminal division, juvenile delinquency direct files to criminal division, juvenile delinquency detention hearings, juvenile dependency shelter petitions filed and disposed, juvenile dependency adoption petitions arising out of Chapter 39 filed and disposed, juvenile dependency reopenings, juvenile dependency judicial review hearings, and juvenile dependency shelter hearings. **These data are provided by the 67 clerks of court. However, dispositions and special proceedings data are not audited for accuracy by the OSCA.**

**Clearance Rates** - The clearance rate is a useful measure of the responsiveness of a court to the demand for services, and is nationally recognized as a measure of court performance. The rate is determined by taking the total number of cases *disposed* divided by the total number of cases *filed* during a specific time period. If a court received 1,000 new cases a month and disposed of 900 cases within the same month, the clearance rate for that month would be 90%. A 100% clearance rate means that a court is disposing of at least as many cases as have been filed during the reporting period. Thus, where clearance rates exceed 100%, those circuits are actually disposing of cases more quickly than cases are being filed for the period in question.

**Domestic Relations Modification/Supplemental Reopenings** - cases previously reported as disposed that are reactivated or resubmitted to the court for action to modify a previous judgment or decision (i.e., modification/supplemental petitions relating to a change in the amount of child support, a change in residential status of a child, changes in conditions or length of visitation of a non-resident parent, etc.).

**Domestic Relations Motions for Civil Contempt/Enforcement Reopenings** - cases previously reported as disposed that are reactivated or resubmitted to the court for action on a motion for civil contempt or a motion for enforcement of previous judgments or decisions (i.e., motion to enforce judgment, motion and order to show cause, motion to enforce visitation, motion for contempt, etc.).

**Domestic Relations Other Reopenings** - A reopening occurs when a case that has previously been reported as disposed is reactivated or resubmitted to the court for action other than modification/supplemental petitions or motion for civil contempt/enforcement.

**Juvenile Delinquency Reopenings** - A reopening occurs when a case that has previously been reported as disposed is reactivated or resubmitted to the court for action other than modification requests.

***Juvenile Delinquency Certifications to Circuit Criminal Division*** - A certification to the circuit criminal division occurs when a juvenile is transferred to circuit court for prosecution as an adult following a waiver hearing pursuant to section 985.226, Florida Statutes.

***Juvenile Delinquency Direct Files to Criminal Division*** - A direct file to the criminal division refers to a juvenile who has been transferred to criminal court for prosecution as an adult following the filing of an information by the state attorney pursuant to section 985.227, Florida Statutes.

***Juvenile Delinquency Detention Hearings*** - A detention hearing is a hearing held to determine whether a juvenile is to be detained, is to remain in detention, or is to be released while proceedings are pending.

***Juvenile Dependency Shelter Petitions Filed and Disposed*** - All matters relating to shelter petitions pursuant to Chapter 39, Florida Statutes.

***Juvenile Dependency Adoption Petitions Arising out of Chapter 39 Filed and Disposed*** - All matters relating to adoption pursuant to Chapter 39, Florida Statutes.

***Juvenile Dependency Reopenings*** - A reopening occurs when a case that has previously been reported as disposed is reactivated or resubmitted to the court for action other than modification requests.

***Juvenile Dependency Judicial Review Hearings*** - A foster care judicial review hearing is a hearing held periodically before a judge, general master, or citizen review panel to determine the status of a child until the child reaches permanency pursuant to section 39.701, Florida Statutes.

***Juvenile Dependency Shelter Hearings*** - A shelter hearing is a hearing held to determine whether a child is to be sheltered, is to remain in shelter, or is to be released while proceedings are pending pursuant to section 39.402, Florida Statutes.

***Juvenile Delinquency Complaints*** - A complaint is a formal written document submitted to the court by a law enforcement officer, prosecutor or other person, alleging that a specified juvenile has committed a specific delinquent act and requests prosecution of said juvenile. A complaint may be disposed before a petition is ever filed. For example, the court may dispose of a complaint through termination of the charges, direct filing or transfer to criminal court, diversion or alternative sanctions, or arbitration/mediation.

**Circuit Family Court ◆ Other Statistics**

**CIRCUIT FAMILY COURT CLEARANCE RATES  
by Circuit  
FY 2011-12**

<b>Circuit</b>	<b>Filings</b>	<b>Dispositions</b>	<b>Clearance Rates</b>
1	15,357	15,331	99.8%
2	6,755	6,336	93.8%
3	4,316	4,334	100.4%
4	22,066	21,612	97.9%
5	16,651	16,669	100.1%
6	22,987	22,501	97.9%
7	15,628	15,824	101.3%
8	6,963	7,574	108.8%
9	27,207	27,697	101.8%
10	16,546	17,732	107.2%
11	39,022	36,779	94.3%
12	11,030	10,650	96.6%
13	24,976	24,850	99.5%
14	6,139	6,328	103.1%
15	16,402	15,154	92.4%
16	1,841	1,866	101.4%
17	28,387	31,518	111.0%
18	15,101	14,874	98.5%
19	9,764	10,604	108.6%
20	16,407	16,632	101.4%
<b>Total</b>	<b>323,545</b>	<b>324,865</b>	<b>100.4%</b>

**CIRCUIT FAMILY COURT SPECIAL PROCEEDINGS,  
DOMESTIC RELATIONS  
by Circuit  
FY 2011-12**

Circuit	Domestic Relations			Total
	Modification/Supplemental Reopenings	Motions for Civil Contempt/Enforcement Reopenings	Other Reopenings	
1	1,879	3,317	4,692	9,888
2	291	1,292	4,484	6,067
3	475	690	325	1,490
4	1,892	807	9,368	12,067
5	2,994	2,439	6,071	11,504
6	2,761	1,534	4,780	9,075
7	2,478	1,686	6,309	10,473
8	1,175	1,085	2,957	5,217
9	2,903	5,080	9,481	17,464
10	1,877	2,872	4,139	8,888
11	1,051	2,388	24,047	27,486
12	1,515	2,775	3,149	7,439
13	3,139	2,546	10,306	15,991
14	494	849	1,267	2,610
15	2,397	4,377	5,583	12,357
16	105	99	119	323
17	2,497	2,375	14,021	18,893
18	3,152	2,526	6,482	12,160
19	1,228	1,475	2,095	4,798
20	1,797	2,142	4,477	8,416
<b>Total</b>	<b>36,100</b>	<b>42,354</b>	<b>124,152</b>	<b>202,606</b>

---

**Circuit Family Court ◆ Other Statistics**


---

**CIRCUIT FAMILY COURT SPECIAL PROCEEDINGS,  
JUVENILE DELINQUENCY  
by Circuit  
FY 2011-12**

Circuit	Juvenile Delinquency				Total
	Reopenings	Certifications to Circuit Criminal Division	Direct Files to Criminal Division	Detention Hearings	
1	4,539	3	95	1,440	6,077
2	4,909	0	56	728	5,693
3	260	9	41	122	432
4	1,988	0	206	4,711	6,905
5	1,722	0	54	658	2,434
6	4,117	2	149	4,287	8,555
7	3,150	3	90	1,618	4,861
8	1,351	2	41	949	2,343
9	10,326	0	290	4,137	14,753
10	4,261	0	302	3,519	8,082
11	4,827	0	346	6,067	11,240
12	2,185	0	78	1,711	3,974
13	3,666	0	191	6,055	9,912
14	695	30	12	431	1,168
15	1,681	9	201	2,328	4,219
16	118	0	5	88	211
17	3,216	0	135	4,281	7,632
18	5,381	15	97	3,617	9,110
19	3,433	0	54	2,381	5,868
20	1,175	4	27	4,412	5,618
<b>Total</b>	<b>63,000</b>	<b>77</b>	<b>2,470</b>	<b>53,540</b>	<b>119,087</b>

**CIRCUIT FAMILY COURT SPECIAL PROCEEDINGS,  
JUVENILE DEPENDENCY  
by Circuit  
FY 2011-12**

Circuit	Juvenile Dependency							Total
	Shelter Petitions Filed	Shelter Petitions Disposed	Adoption Petitions Arising out of Chapter 39 Filed	Adoption Petitions Arising out of Chapter 39 Disposed	Reopenings	Judicial Review Hearings	Shelter Hearings	
1	722	715	61	59	4,706	3,131	786	10,180
2	148	146	0	0	2,100	644	148	3,186
3	123	87	14	14	119	406	234	997
4	512	510	225	217	2,023	2,618	718	6,823
5	765	721	110	95	1,569	3,167	717	7,144
6	1,294	1,286	113	108	1,829	3,649	1,813	10,092
7	584	650	116	93	1,978	2,573	540	6,534
8	228	202	4	6	799	857	247	2,343
9	689	333	167	164	3,235	2,542	752	7,882
10	465	461	119	110	2,665	3,611	481	7,912
11	1,165	270	159	165	3,540	3,088	1,537	9,924
12	444	218	53	46	963	1,805	592	4,121
13	874	919	212	209	493	3,227	1,161	7,095
14	225	230	40	41	1,678	715	285	3,214
15	419	290	136	132	517	1,799	460	3,753
16	29	32	8	8	8	172	27	284
17	602	632	189	157	786	3,459	738	6,563
18	568	567	20	21	3,123	2,535	655	7,489
19	309	291	48	58	1,648	1,545	524	4,423
20	445	416	81	70	1,401	1,687	551	4,651
<b>Total</b>	<b>10,610</b>	<b>8,976</b>	<b>1,875</b>	<b>1,773</b>	<b>35,180</b>	<b>43,230</b>	<b>12,966</b>	<b>114,610</b>



---

**Circuit Family Court ◆ Other Statistics**


---

**JUVENILE DELINQUENCY COMPLAINTS**  
**by Circuit/County**  
 FY 2011-12

Circuit/County	Juvenile Delinquency		
	Complaints Filed	Complaints Disposed Prior to Petition	% Complaints Disposed Prior to Petition
<b>Circuit 1</b>	<b>3,511</b>	<b>1,728</b>	<b>49.2%</b>
Escambia	1,690	679	40.2%
Okaloosa	928	659	71.0%
Santa Rosa	551	140	25.4%
Walton	342	250	73.1%
<b>Circuit 2</b>	<b>1,198</b>	<b>323</b>	<b>27.0%</b>
Franklin	47	12	25.5%
Gadsden	177	10	5.6%
Jefferson	10	33	330.0%
Leon	882	252	28.6%
Liberty	12	0	0.0%
Wakulla	70	16	22.9%
<b>Circuit 3</b>	<b>818</b>	<b>176</b>	<b>21.5%</b>
Columbia	266	86	32.3%
Dixie	59	21	35.6%
Hamilton	47	3	6.4%
Lafayette	7	0	0.0%
Madison	136	38	27.9%
Suwannee	213	11	5.2%
Taylor	90	17	18.9%
<b>Circuit 4</b>	<b>5,325</b>	<b>1,556</b>	<b>29.2%</b>
Clay	1,023	85	8.3%
Duval	4,106	1,375	33.5%
Nassau	196	96	49.0%

**JUVENILE DELINQUENCY COMPLAINTS, Continued**  
**by Circuit/County**  
 FY 2011-12

Circuit/County	Juvenile Delinquency		
	Complaints Filed	Complaints Disposed Prior to Petition	% Complaints Disposed Prior to Petition
<b>Circuit 5</b>	<b>3,655</b>	<b>1,566</b>	<b>42.8%</b>
Citrus	343	215	62.7%
Hernando	625	266	42.6%
Lake	1,379	586	42.5%
Marion	1,180	436	36.9%
Sumter	128	63	49.2%
<b>Circuit 6</b>	<b>7,212</b>	<b>3,128</b>	<b>43.4%</b>
Pasco	1,895	805	42.5%
Pinellas	5,317	2,323	43.7%
<b>Circuit 7</b>	<b>4,489</b>	<b>2,281</b>	<b>50.8%</b>
Flagler	460	105	22.8%
Putnam	507	209	41.2%
St. Johns	718	258	35.9%
Volusia	2,804	1,709	60.9%
<b>Circuit 8</b>	<b>1,807</b>	<b>931</b>	<b>51.5%</b>
Alachua	1,295	692	53.4%
Baker	147	57	38.8%
Bradford	104	75	72.1%
Gilchrist	45	14	31.1%
Levy	148	87	58.8%
Union	68	6	8.8%
<b>Circuit 9</b>	<b>7,657</b>	<b>2,986</b>	<b>39.0%</b>
Orange	6,018	2,324	38.6%
Osceola	1,639	662	40.4%

**Circuit Family Court ◆ Other Statistics**

**JUVENILE DELINQUENCY COMPLAINTS, Continued**  
**by Circuit/County**  
**FY 2011-12**

Circuit/County	Juvenile Delinquency		
	Complaints Filed	Complaints Disposed Prior to Petition	% Complaints Disposed Prior to Petition
<b>Circuit 10</b>	<b>5,059</b>	<b>1,974</b>	<b>39.0%</b>
Hardee	158	58	36.7%
Highlands	642	265	41.3%
Polk	4,259	1,651	38.8%
<b>Circuit 11</b>	<b>6,900</b>	<b>2,161</b>	<b>31.3%</b>
Miami-Dade	6,900	2,161	31.3%
<b>Circuit 12</b>	<b>1,995</b>	<b>822</b>	<b>41.2%</b>
Desoto	171	114	66.7%
Manatee	1,048	443	42.3%
Sarasota	776	265	34.1%
<b>Circuit 13</b>	<b>6,045</b>	<b>3,023</b>	<b>50.0%</b>
Hillsborough	6,045	3,023	50.0%
<b>Circuit 14</b>	<b>1,659</b>	<b>794</b>	<b>47.9%</b>
Bay	1,313	637	48.5%
Calhoun	37	0	0.0%
Gulf	50	10	20.0%
Holmes	56	32	57.1%
Jackson	118	115	97.5%
Washington	85	0	0.0%
<b>Circuit 15</b>	<b>4,448</b>	<b>3,867</b>	<b>86.9%</b>
Palm Beach	4,448	3,867	86.9%
<b>Circuit 16</b>	<b>176</b>	<b>36</b>	<b>20.5%</b>
Monroe	176	36	20.5%

**JUVENILE DELINQUENCY COMPLAINTS, Continued**  
**by Circuit/County**  
 FY 2011-12

Circuit/County	Juvenile Delinquency		
	Complaints Filed	Complaints Disposed Prior to Petition	% Complaints Disposed Prior to Petition
<b>Circuit 17</b>	<b>7,916</b>	<b>3,628</b>	<b>45.8%</b>
Broward	7,916	3,628	45.8%
<b>Circuit 18</b>	<b>3,657</b>	<b>2,277</b>	<b>62.3%</b>
Brevard	1,750	1,241	70.9%
Seminole	1,907	1,036	54.3%
<b>Circuit 19</b>	<b>3,074</b>	<b>934</b>	<b>30.4%</b>
Indian River	688	306	44.5%
Martin	620	257	41.5%
Okeechobee	237	43	18.1%
St. Lucie	1,529	328	21.5%
<b>Circuit 20</b>	<b>4,333</b>	<b>2,155</b>	<b>49.7%</b>
Charlotte	654	540	82.6%
Collier	920	331	36.0%
Glades	51	13	25.5%
Hendry	249	117	47.0%
Lee	2,459	1,154	46.9%
<b>Total</b>	<b>80,934</b>	<b>36,346</b>	<b>44.9%</b>