

**Circuit Criminal ♦ Overview**

The Circuit Criminal division includes the following five categories of felony offenses: capital murder, violent crimes, crimes against persons, crimes against property, and drug crimes. Within these categories are the following case types:

**Capital Murder** - capital murder offenses

**Violent Crimes** - non-capital murder (examples of non-capital murder cases include: negligent manslaughter, vehicular manslaughter, non-premeditated murder, commission of a felony which causes death, aggravated manslaughter, and other similar offenses) and sexual offenses

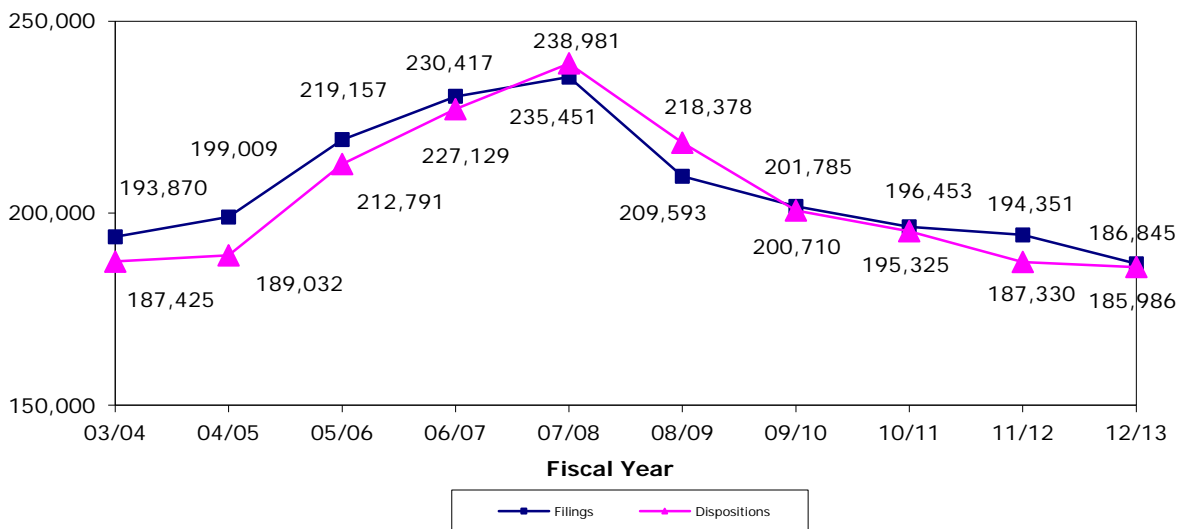
**Crimes Against Persons** - robbery and other crimes against persons

**Crimes Against Property** - burglary, theft, forgery, fraud, worthless checks, other crimes against property, and other felony offenses (examples of other felony offenses are: weapon charges, resisting arrest, contempt of court, failure to appear, accessory after the fact, and book-making)

**Drug Crimes** - drug offenses

In the Circuit Criminal division, *filings* correspond to each defendant against whom an information or indictment is filed. *Dispositions* correspond to each defendant for whom a final judicial decision is rendered terminating a criminal proceeding by an acquittal, a dismissal, or a judgment stating the specific sentence (in the case of a conviction). *Charges (Counts)* are defined as each individual offense with which a defendant is accused. These charges (counts) are tied directly to each filing. *Jury trials* are defined as trials in which a group of citizens is impaneled, selected, and sworn to determine the issues of fact in a case.

**CIRCUIT CRIMINAL FILINGS AND DISPOSITIONS\*  
FY 2003-04 to FY 2012-13**



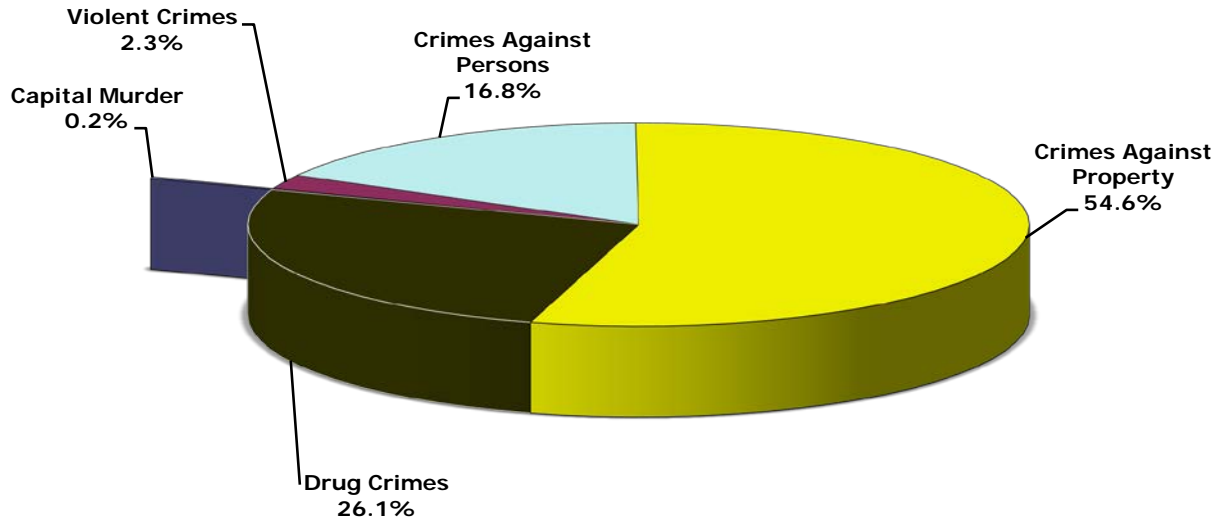
\*In fiscal year 2012-13, the decrease in circuit criminal filings occurred in capital murder, sexual offenses, robbery, other crimes against persons, burglary, worthless checks, and drugs case types.

**CIRCUIT CRIMINAL FILINGS**  
**Statewide by Category/Case Type and Month**  
**FY 2012-13**

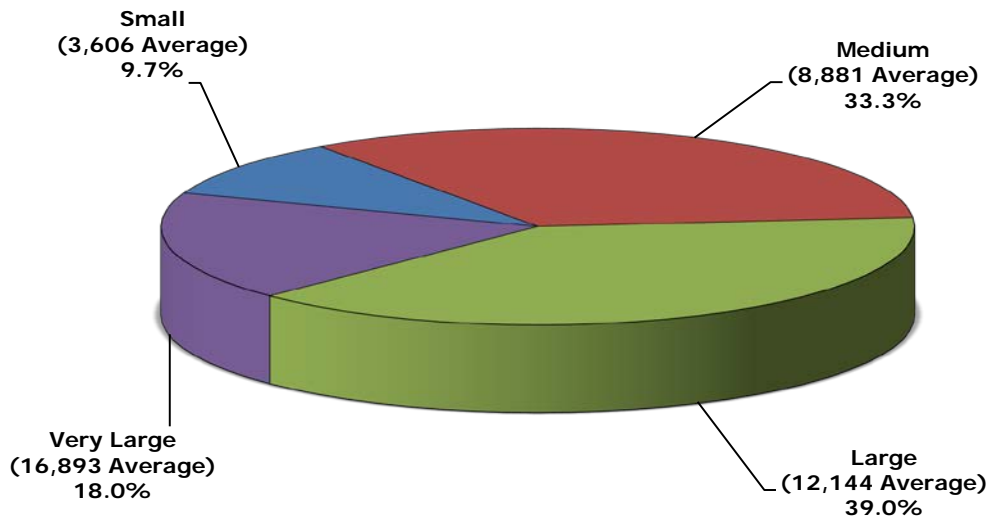
Category/ Case Type	Jul	Aug	Sep	Oct	Nov	Dec	Jan	Feb	Mar	Apr	May	Jun	Total
<b>A. Capital Murder</b>	<b>47</b>	<b>42</b>	<b>36</b>	<b>30</b>	<b>22</b>	<b>25</b>	<b>34</b>	<b>23</b>	<b>31</b>	<b>35</b>	<b>28</b>	<b>33</b>	<b>386</b>
1. Capital Murder	47	42	36	30	22	25	34	23	31	35	28	33	386
<b>B. Violent Crimes</b>	<b>372</b>	<b>395</b>	<b>333</b>	<b>445</b>	<b>308</b>	<b>301</b>	<b>369</b>	<b>354</b>	<b>328</b>	<b>330</b>	<b>398</b>	<b>351</b>	<b>4,284</b>
1. Non-Capital Murder	89	121	88	144	92	95	122	115	93	93	112	91	1,255
2. Sexual Offenses	283	274	245	301	216	206	247	239	235	237	286	260	3,029
<b>C. Crimes Against Persons</b>	<b>2,763</b>	<b>3,090</b>	<b>2,618</b>	<b>2,907</b>	<b>2,539</b>	<b>2,286</b>	<b>2,669</b>	<b>2,437</b>	<b>2,319</b>	<b>2,619</b>	<b>2,695</b>	<b>2,546</b>	<b>31,488</b>
1. Robbery	404	482	426	495	456	402	405	411	374	377	362	413	5,007
2. Other Crimes Against Persons	2,359	2,608	2,192	2,412	2,083	1,884	2,264	2,026	1,945	2,242	2,333	2,133	26,481
<b>D. Crimes Against Property</b>	<b>9,179</b>	<b>9,449</b>	<b>8,082</b>	<b>9,635</b>	<b>8,187</b>	<b>7,530</b>	<b>8,977</b>	<b>8,161</b>	<b>8,114</b>	<b>8,478</b>	<b>8,470</b>	<b>7,691</b>	<b>101,953</b>
1. Burglary	2,063	2,096	1,751	2,136	1,891	1,643	1,892	1,728	1,608	1,676	1,809	1,590	21,883
2. Theft, Forgery, Fraud	4,226	4,523	3,882	4,541	3,870	3,530	4,318	3,926	3,989	3,963	3,936	3,752	48,456
3. Worthless Checks	94	166	93	122	90	75	98	93	124	122	81	90	1,248
4. Other Crimes Against Property	194	187	177	166	145	151	167	175	165	171	180	159	2,037
5. Other	2,602	2,477	2,179	2,670	2,191	2,131	2,502	2,239	2,228	2,546	2,464	2,100	28,329
<b>E. Drug Crimes</b>	<b>4,199</b>	<b>4,178</b>	<b>3,540</b>	<b>4,467</b>	<b>3,674</b>	<b>3,463</b>	<b>4,252</b>	<b>3,843</b>	<b>4,217</b>	<b>4,567</b>	<b>4,366</b>	<b>3,968</b>	<b>48,734</b>
1. Drugs	4,199	4,178	3,540	4,467	3,674	3,463	4,252	3,843	4,217	4,567	4,366	3,968	48,734
<b>Total</b>	<b>16,560</b>	<b>17,154</b>	<b>14,609</b>	<b>17,484</b>	<b>14,730</b>	<b>13,605</b>	<b>16,301</b>	<b>14,818</b>	<b>15,009</b>	<b>16,029</b>	<b>15,957</b>	<b>14,589</b>	<b>186,845</b>

**Circuit Criminal ◆ Filings**

**CIRCUIT CRIMINAL FILINGS  
by Category  
FY 2012-13**



**CIRCUIT CRIMINAL FILINGS  
by Circuit Size\*  
FY 2012-13**



\*Small Circuits - 2nd, 3rd, 8th, 14th, 16th;  
 Medium Circuits - 1st, 5th, 7th, 10th, 12th, 18th, 19th;  
 Large Circuits - 4th, 6th, 9th, 13th, 15th, 20th; and  
 Very Large Circuits - 11th, 17th (as defined in the Glossary).

**CIRCUIT CRIMINAL FILINGS**  
by Circuit and Case Type  
FY 2012-13

Circuit	Capital Murder	Non-Capital Murder	Sexual Offenses	Robbery	Other Crimes Against Persons	Burglary	Theft Forgery Fraud	Worthless Checks	Other Crimes Against Property	Drugs	Other	Total
1	19	34	192	232	2,123	1,699	2,616	114	124	2,234	2,204	11,591
2	18	37	122	183	895	604	1,322	73	62	762	741	4,819
3	10	7	46	26	436	291	640	18	37	366	642	2,519
4	21	130	277	311	1,275	1,405	3,231	20	109	2,859	1,434	11,072
5	14	44	223	214	1,579	1,183	2,861	58	85	2,545	1,491	10,297
6	35	73	150	295	1,939	1,530	4,418	257	154	4,592	2,305	15,748
7	12	30	139	213	1,295	1,337	2,671	142	84	2,661	1,104	9,688
8	9	19	80	92	667	523	1,099	33	29	1,197	559	4,307
9	32	201	276	625	2,263	1,923	4,195	29	150	4,745	2,585	17,024
10	29	64	175	195	1,567	1,292	2,273	137	78	2,361	1,339	9,510
11	37	221	248	695	2,695	1,865	4,137	50	122	4,860	2,463	17,393
12	5	45	147	137	898	758	2,328	18	61	1,996	996	7,389
13	23	64	123	356	1,814	1,406	3,568	104	112	3,052	1,575	12,197
14	10	17	93	81	671	514	1,077	7	67	1,133	1,402	5,072
15	43	47	128	410	986	1,209	2,227	34	46	2,516	780	8,426
16	3	2	23	19	318	131	277	14	24	329	174	1,314
17	39	115	237	500	2,222	1,816	3,840	9	128	4,529	2,958	16,393
18	19	29	95	164	1,190	894	2,244	102	434	2,000	1,348	8,519
19	5	25	108	86	726	503	1,309	24	49	1,402	934	5,171
20	3	51	147	173	922	1,000	2,123	5	82	2,595	1,295	8,396
<b>Total</b>	<b>386</b>	<b>1,255</b>	<b>3,029</b>	<b>5,007</b>	<b>26,481</b>	<b>21,883</b>	<b>48,456</b>	<b>1,248</b>	<b>2,037</b>	<b>48,734</b>	<b>28,329</b>	<b>186,845</b>

**Circuit Criminal ◆ Filings**

**CIRCUIT CRIMINAL FILINGS  
by Circuit/County and Category  
FY 2012-13**

<b>Circuit/County</b>	<b>Capital Murder</b>	<b>Violent Crimes</b>	<b>Crimes Against Persons</b>	<b>Crimes Against Property</b>	<b>Drug Crimes</b>	<b>Total</b>
<b>Circuit 1</b>	<b>19</b>	<b>226</b>	<b>2,355</b>	<b>6,757</b>	<b>2,234</b>	<b>11,591</b>
Escambia	13	129	1,391	4,188	1,186	6,907
Okaloosa	2	30	523	1,314	589	2,458
Santa Rosa	1	42	302	886	287	1,518
Walton	3	25	139	369	172	708
<b>Circuit 2</b>	<b>18</b>	<b>159</b>	<b>1,078</b>	<b>2,802</b>	<b>762</b>	<b>4,819</b>
Franklin	1	15	55	198	79	348
Gadsden	2	19	143	250	47	461
Jefferson	0	8	38	65	44	155
Leon	15	90	714	1,966	495	3,280
Liberty	0	10	30	64	27	131
Wakulla	0	17	98	259	70	444
<b>Circuit 3</b>	<b>10</b>	<b>53</b>	<b>462</b>	<b>1,628</b>	<b>366</b>	<b>2,519</b>
Columbia	5	17	138	669	68	897
Dixie	0	5	30	85	8	128
Hamilton	0	2	46	144	31	223
Lafayette	0	4	15	29	9	57
Madison	0	3	63	190	47	303
Suwannee	2	13	91	315	155	576
Taylor	3	9	79	196	48	335
<b>Circuit 4</b>	<b>21</b>	<b>407</b>	<b>1,586</b>	<b>6,199</b>	<b>2,859</b>	<b>11,072</b>
Clay	2	49	329	1,270	528	2,178
Duval	19	346	1,185	4,657	1,959	8,166
Nassau	0	12	72	272	372	728

**CIRCUIT CRIMINAL FILINGS**  
by Circuit/County and Category  
FY 2012-13

Circuit/County	Capital Murder	Violent Crimes	Crimes Against Persons	Crimes Against Property	Drug Crimes	Total
<b>Circuit 5</b>	<b>14</b>	<b>267</b>	<b>1,793</b>	<b>5,678</b>	<b>2,545</b>	<b>10,297</b>
Citrus	1	57	156	544	211	969
Hernando	0	55	360	1,556	602	2,573
Lake	5	48	576	1,292	633	2,554
Marion	8	95	602	1,952	814	3,471
Sumter	0	12	99	334	285	730
<b>Circuit 6</b>	<b>35</b>	<b>223</b>	<b>2,234</b>	<b>8,664</b>	<b>4,592</b>	<b>15,748</b>
Pasco	10	65	509	2,449	1,147	4,180
Pinellas	25	158	1,725	6,215	3,445	11,568
<b>Circuit 7</b>	<b>12</b>	<b>169</b>	<b>1,508</b>	<b>5,338</b>	<b>2,661</b>	<b>9,688</b>
Flagler	0	13	153	421	212	799
Putnam	4	36	161	929	472	1,602
St. Johns	2	22	248	740	337	1,349
Volusia	6	98	946	3,248	1,640	5,938
<b>Circuit 8</b>	<b>9</b>	<b>99</b>	<b>759</b>	<b>2,243</b>	<b>1,197</b>	<b>4,307</b>
Alachua	8	58	462	1,250	718	2,496
Baker	0	12	56	249	108	425
Bradford	0	6	88	351	154	599
Gilchrist	0	6	30	77	42	155
Levy	1	9	79	201	139	429
Union	0	8	44	115	36	203
<b>Circuit 9</b>	<b>32</b>	<b>477</b>	<b>2,888</b>	<b>8,882</b>	<b>4,745</b>	<b>17,024</b>
Orange	26	408	2,434	7,567	3,723	14,158
Osceola	6	69	454	1,315	1,022	2,866

**Circuit Criminal ◆ Filings**

**CIRCUIT CRIMINAL FILINGS  
by Circuit/County and Category  
FY 2012-13**

<b>Circuit/County</b>	<b>Capital Murder</b>	<b>Violent Crimes</b>	<b>Crimes Against Persons</b>	<b>Crimes Against Property</b>	<b>Drug Crimes</b>	<b>Total</b>
<b>Circuit 10</b>	<b>29</b>	<b>239</b>	<b>1,762</b>	<b>5,119</b>	<b>2,361</b>	<b>9,510</b>
Hardee	0	17	83	174	177	451
Highlands	2	34	174	586	129	925
Polk	27	188	1,505	4,359	2,055	8,134
<b>Circuit 11</b>	<b>37</b>	<b>469</b>	<b>3,390</b>	<b>8,637</b>	<b>4,860</b>	<b>17,393</b>
Miami-Dade	37	469	3,390	8,637	4,860	17,393
<b>Circuit 12</b>	<b>5</b>	<b>192</b>	<b>1,035</b>	<b>4,161</b>	<b>1,996</b>	<b>7,389</b>
Desoto	0	12	57	206	186	461
Manatee	1	112	547	2,243	806	3,709
Sarasota	4	68	431	1,712	1,004	3,219
<b>Circuit 13</b>	<b>23</b>	<b>187</b>	<b>2,170</b>	<b>6,765</b>	<b>3,052</b>	<b>12,197</b>
Hillsborough	23	187	2,170	6,765	3,052	12,197
<b>Circuit 14</b>	<b>10</b>	<b>110</b>	<b>752</b>	<b>3,067</b>	<b>1,133</b>	<b>5,072</b>
Bay	9	69	433	2,119	616	3,246
Calhoun	1	3	26	84	65	179
Gulf	0	3	17	87	28	135
Holmes	0	8	56	198	52	314
Jackson	0	16	149	413	209	787
Washington	0	11	71	166	163	411
<b>Circuit 15</b>	<b>43</b>	<b>175</b>	<b>1,396</b>	<b>4,296</b>	<b>2,516</b>	<b>8,426</b>
Palm Beach	43	175	1,396	4,296	2,516	8,426
<b>Circuit 16</b>	<b>3</b>	<b>25</b>	<b>337</b>	<b>620</b>	<b>329</b>	<b>1,314</b>
Monroe	3	25	337	620	329	1,314

**CIRCUIT CRIMINAL FILINGS**  
**by Circuit/County and Category**  
**FY 2012-13**

Circuit/County	Capital Murder	Violent Crimes	Crimes Against Persons	Crimes Against Property	Drug Crimes	Total
<b>Circuit 17</b>	<b>39</b>	<b>352</b>	<b>2,722</b>	<b>8,751</b>	<b>4,529</b>	<b>16,393</b>
Broward	39	352	2,722	8,751	4,529	16,393
<b>Circuit 18</b>	<b>19</b>	<b>124</b>	<b>1,354</b>	<b>5,022</b>	<b>2,000</b>	<b>8,519</b>
Brevard	11	68	848	3,329	1,269	5,525
Seminole	8	56	506	1,693	731	2,994
<b>Circuit 19</b>	<b>5</b>	<b>133</b>	<b>812</b>	<b>2,819</b>	<b>1,402</b>	<b>5,171</b>
Indian River	0	30	161	739	232	1,162
Martin	2	18	171	538	389	1,118
Okeechobee	0	14	114	369	147	644
St. Lucie	3	71	366	1,173	634	2,247
<b>Circuit 20</b>	<b>3</b>	<b>198</b>	<b>1,095</b>	<b>4,505</b>	<b>2,595</b>	<b>8,396</b>
Charlotte	1	33	268	953	706	1,961
Collier	0	50	222	823	377	1,472
Glades	0	12	13	83	36	144
Hendry	0	12	94	259	176	541
Lee	2	91	498	2,387	1,300	4,278
<b>Total</b>	<b>386</b>	<b>4,284</b>	<b>31,488</b>	<b>101,953</b>	<b>48,734</b>	<b>186,845</b>



**Circuit Criminal ◆ Filings**

**CIRCUIT CRIMINAL CHARGES (COUNTS)  
by Circuit/County  
FY 2012-13**

<b>Circuit/County</b>	<b>Total Filings (Defendants)</b>	<b>Total Charges (Counts)</b>	<b>Number of Charges (Counts) per Filing</b>
<b>Circuit 1</b>	<b>11,591</b>	<b>23,389</b>	<b>2.0</b>
Escambia	6,907	14,398	2.1
Okaloosa	2,458	4,267	1.7
Santa Rosa	1,518	3,262	2.1
Walton	708	1,462	2.1
<b>Circuit 2</b>	<b>4,819</b>	<b>10,760</b>	<b>2.2</b>
Franklin	348	637	1.8
Gadsden	461	801	1.7
Jefferson	155	309	2.0
Leon	3,280	7,870	2.4
Liberty	131	192	1.5
Wakulla	444	951	2.1
<b>Circuit 3</b>	<b>2,519</b>	<b>5,643</b>	<b>2.2</b>
Columbia	897	2,739	3.1
Dixie	128	220	1.7
Hamilton	223	414	1.9
Lafayette	57	96	1.7
Madison	303	566	1.9
Suwannee	576	954	1.7
Taylor	335	654	2.0
<b>Circuit 4</b>	<b>11,072</b>	<b>21,382</b>	<b>1.9</b>
Clay	2,178	3,867	1.8
Duval	8,166	16,360	2.0
Nassau	728	1,155	1.6

**CIRCUIT CRIMINAL CHARGES (COUNTS)**  
**by Circuit/County**  
**FY 2012-13**

Circuit/County	Total Filings (Defendants)	Total Charges (Counts)	Number of Charges (Counts) per Filing
<b>Circuit 5</b>	<b>10,297</b>	<b>22,317</b>	<b>2.2</b>
Citrus	969	2,313	2.4
Hernando	2,573	4,651	1.8
Lake	2,554	6,468	2.5
Marion	3,471	7,218	2.1
Sumter	730	1,667	2.3
<b>Circuit 6</b>	<b>15,748</b>	<b>26,995</b>	<b>1.7</b>
Pasco	4,180	7,591	1.8
Pinellas	11,568	19,404	1.7
<b>Circuit 7</b>	<b>9,688</b>	<b>16,752</b>	<b>1.7</b>
Flagler	799	1,445	1.8
Putnam	1,602	3,119	1.9
St. Johns	1,349	2,502	1.9
Volusia	5,938	9,686	1.6
<b>Circuit 8</b>	<b>4,307</b>	<b>9,159</b>	<b>2.1</b>
Alachua	2,496	5,573	2.2
Baker	425	879	2.1
Bradford	599	1,068	1.8
Gilchrist	155	290	1.9
Levy	429	969	2.3
Union	203	380	1.9
<b>Circuit 9</b>	<b>17,024</b>	<b>37,497</b>	<b>2.2</b>
Orange	14,158	31,289	2.2
Osceola	2,866	6,208	2.2

**Circuit Criminal ◆ Filings**

**CIRCUIT CRIMINAL CHARGES (COUNTS)**  
**by Circuit/County**  
**FY 2012-13**

<b>Circuit/County</b>	<b>Total Filings (Defendants)</b>	<b>Total Charges (Counts)</b>	<b>Number of Charges (Counts) per Filing</b>
<b>Circuit 10</b>	<b>9,510</b>	<b>26,040</b>	<b>2.7</b>
Hardee	451	1,117	2.5
Highlands	925	2,962	3.2
Polk	8,134	21,961	2.7
<b>Circuit 11</b>	<b>17,393</b>	<b>38,418</b>	<b>2.2</b>
Miami-Dade	17,393	38,418	2.2
<b>Circuit 12</b>	<b>7,389</b>	<b>15,363</b>	<b>2.1</b>
Desoto	461	1,087	2.4
Manatee	3,709	7,615	2.1
Sarasota	3,219	6,661	2.1
<b>Circuit 13</b>	<b>12,197</b>	<b>26,311</b>	<b>2.2</b>
Hillsborough	12,197	26,311	2.2
<b>Circuit 14</b>	<b>5,072</b>	<b>9,476</b>	<b>1.9</b>
Bay	3,246	6,029	1.9
Calhoun	179	372	2.1
Gulf	135	209	1.5
Holmes	314	691	2.2
Jackson	787	1,428	1.8
Washington	411	747	1.8
<b>Circuit 15</b>	<b>8,426</b>	<b>17,568</b>	<b>2.1</b>
Palm Beach	8,426	17,568	2.1
<b>Circuit 16</b>	<b>1,314</b>	<b>2,934</b>	<b>2.2</b>
Monroe	1,314	2,934	2.2

**CIRCUIT CRIMINAL CHARGES (COUNTS)**  
**by Circuit/County**  
**FY 2012-13**

Circuit/County	Total Filings (Defendants)	Total Charges (Counts)	Number of Charges (Counts) per Filing
<b>Circuit 17</b>	<b>16,393</b>	<b>34,636</b>	<b>2.1</b>
Broward	16,393	34,636	2.1
<b>Circuit 18</b>	<b>8,519</b>	<b>22,627</b>	<b>2.7</b>
Brevard	5,525	13,613	2.5
Seminole	2,994	9,014	3.0
<b>Circuit 19</b>	<b>5,171</b>	<b>12,660</b>	<b>2.4</b>
Indian River	1,162	2,202	1.9
Martin	1,118	2,543	2.3
Okeechobee	644	1,667	2.6
St. Lucie	2,247	6,248	2.8
<b>Circuit 20</b>	<b>8,396</b>	<b>18,831</b>	<b>2.2</b>
Charlotte	1,961	4,969	2.5
Collier	1,472	3,307	2.2
Glades	144	341	2.4
Hendry	541	1,108	2.0
Lee	4,278	9,106	2.1
<b>Total</b>	<b>186,845</b>	<b>398,758</b>	<b>2.1</b>

---

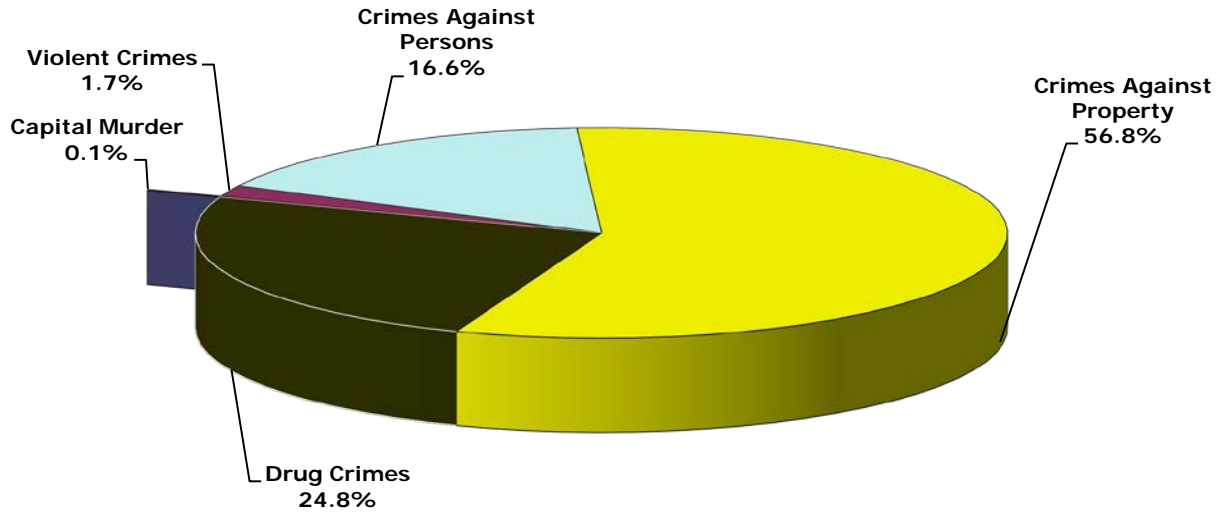
**Circuit Criminal ♦ Dispositions**


---

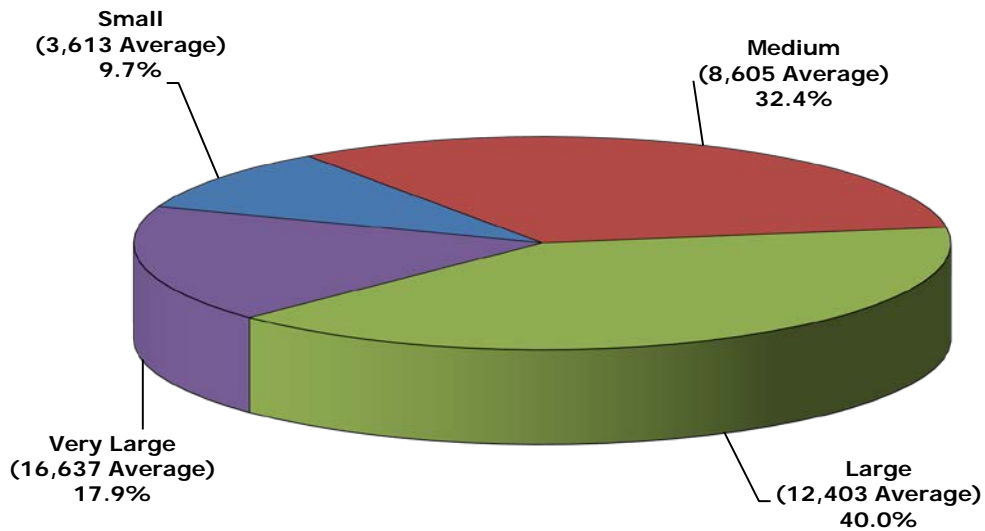
**CIRCUIT CRIMINAL DISPOSITIONS**  
**Statewide by Category/Case Type and Month**  
**FY 2012-13**

Category/ Case Type	Jul	Aug	Sep	Oct	Nov	Dec	Jan	Feb	Mar	Apr	May	Jun	Total
<b>A. Capital Murder</b>	<b>17</b>	<b>10</b>	<b>24</b>	<b>19</b>	<b>17</b>	<b>17</b>	<b>21</b>	<b>23</b>	<b>13</b>	<b>15</b>	<b>24</b>	<b>24</b>	<b>224</b>
1. Capital Murder	17	10	24	19	17	17	21	23	13	15	24	24	224
<b>B. Violent Crimes</b>	<b>239</b>	<b>241</b>	<b>228</b>	<b>298</b>	<b>248</b>	<b>223</b>	<b>277</b>	<b>296</b>	<b>293</b>	<b>320</b>	<b>259</b>	<b>312</b>	<b>3,234</b>
1. Non-Capital Murder	71	58	74	86	71	59	90	93	95	112	90	106	1,005
2. Sexual Offenses	168	183	154	212	177	164	187	203	198	208	169	206	2,229
<b>C. Crimes Against Persons</b>	<b>2,593</b>	<b>2,335</b>	<b>2,480</b>	<b>2,933</b>	<b>2,504</b>	<b>2,171</b>	<b>2,626</b>	<b>2,596</b>	<b>2,574</b>	<b>2,781</b>	<b>2,723</b>	<b>2,573</b>	<b>30,889</b>
1. Robbery	427	341	353	452	435	337	391	423	395	469	437	425	4,885
2. Other Crimes Against Persons	2,166	1,994	2,127	2,481	2,069	1,834	2,235	2,173	2,179	2,312	2,286	2,148	26,004
<b>D. Crimes Against Property</b>	<b>8,841</b>	<b>7,842</b>	<b>8,400</b>	<b>10,181</b>	<b>8,339</b>	<b>7,571</b>	<b>9,306</b>	<b>8,687</b>	<b>8,839</b>	<b>9,797</b>	<b>9,327</b>	<b>8,470</b>	<b>105,600</b>
1. Burglary	1,788	1,498	1,699	2,106	1,665	1,568	1,823	1,787	1,685	1,750	1,777	1,627	20,773
2. Theft, Forgery, Fraud	3,937	3,633	3,853	4,747	3,828	3,520	4,273	4,045	4,176	4,592	4,405	3,940	48,949
3. Worthless Checks	112	144	111	238	127	165	129	152	137	163	125	112	1,715
4. Other Crimes Against Property	202	147	173	201	143	137	179	164	179	193	176	181	2,075
5. Other	2,802	2,420	2,564	2,889	2,576	2,181	2,902	2,539	2,662	3,099	2,844	2,610	32,088
<b>E. Drug Crimes</b>	<b>4,096</b>	<b>3,477</b>	<b>3,712</b>	<b>4,484</b>	<b>3,671</b>	<b>3,195</b>	<b>4,043</b>	<b>3,693</b>	<b>3,810</b>	<b>4,140</b>	<b>3,962</b>	<b>3,756</b>	<b>46,039</b>
1. Drugs	4,096	3,477	3,712	4,484	3,671	3,195	4,043	3,693	3,810	4,140	3,962	3,756	46,039
<b>Total</b>	<b>15,786</b>	<b>13,905</b>	<b>14,844</b>	<b>17,915</b>	<b>14,779</b>	<b>13,177</b>	<b>16,273</b>	<b>15,295</b>	<b>15,529</b>	<b>17,053</b>	<b>16,295</b>	<b>15,135</b>	<b>185,986</b>

### CIRCUIT CRIMINAL DISPOSITIONS by Category FY 2012-13



### CIRCUIT CRIMINAL DISPOSITIONS by Circuit Size\* FY 2012-13



\*Small Circuits - 2nd, 3rd, 8th, 14th, 16th;  
Medium Circuits - 1st, 5th, 7th, 10th, 12th, 18th, 19th;  
Large Circuits - 4th, 6th, 9th, 13th, 15th, 20th; and  
Very Large Circuits - 11th, 17th (as defined in the Glossary).

**Circuit Criminal ♦ Dispositions**

**CIRCUIT CRIMINAL DISPOSITIONS**  
**by Circuit and Case Type**  
**FY 2012-13**

Circuit	Capital Murder	Non-Capital Murder	Sexual Offenses	Robbery	Other Crimes Against Persons	Burglary	Theft Forgery Fraud	Worthless Checks	Other Crimes Against Property	Drugs	Other	Total
1	17	34	173	211	1,963	1,301	2,664	105	133	1,975	2,364	10,940
2	16	27	73	139	917	564	1,435	108	61	763	744	4,847
3	2	11	30	30	371	251	629	24	32	284	423	2,087
4	17	96	219	341	1,368	1,320	3,180	51	141	2,809	1,587	11,129
5	12	57	196	218	1,673	1,096	3,030	73	89	2,488	1,731	10,663
6	21	74	140	280	2,051	1,631	4,788	405	160	4,642	2,476	16,668
7	7	28	105	184	1,271	1,148	2,606	149	107	2,207	1,115	8,927
8	4	18	61	93	685	503	1,170	26	60	1,127	685	4,432
9	21	102	233	471	1,933	1,586	3,534	27	123	4,165	3,018	15,213
10	14	50	113	146	1,466	1,196	2,460	158	87	1,458	2,402	9,550
11	13	171	149	759	2,794	1,981	4,329	52	123	5,089	2,841	18,301
12	4	39	87	157	833	665	2,194	16	58	1,982	986	7,021
13	22	66	107	440	2,132	1,624	4,321	168	134	3,468	2,064	14,546
14	4	17	52	77	722	582	1,221	118	60	1,223	1,544	5,620
15	19	50	82	414	1,089	1,256	2,504	40	50	2,665	1,123	9,292
16	2	3	12	29	193	116	192	16	20	353	142	1,078
17	8	69	144	461	2,076	1,641	3,197	17	118	4,193	3,048	14,972
18	10	35	83	177	1,022	933	2,168	115	395	1,814	1,308	8,060
19	7	18	72	88	635	467	1,334	39	47	1,314	1,052	5,073
20	4	40	98	170	810	912	1,993	8	77	2,020	1,435	7,567
<b>Total</b>	<b>224</b>	<b>1,005</b>	<b>2,229</b>	<b>4,885</b>	<b>26,004</b>	<b>20,773</b>	<b>48,949</b>	<b>1,715</b>	<b>2,075</b>	<b>46,039</b>	<b>32,088</b>	<b>185,986</b>

**CIRCUIT CRIMINAL DISPOSITIONS**  
**by Circuit/County and Category**  
**FY 2012-13**

Circuit/County	Capital Murder	Violent Crimes	Crimes Against Persons	Crimes Against Property	Drug Crimes	Total
<b>Circuit 1</b>	<b>17</b>	<b>207</b>	<b>2,174</b>	<b>6,567</b>	<b>1,975</b>	<b>10,940</b>
Escambia	12	107	1,234	4,012	1,054	6,419
Okaloosa	3	35	514	1,393	544	2,489
Santa Rosa	1	45	272	835	236	1,389
Walton	1	20	154	327	141	643
<b>Circuit 2</b>	<b>16</b>	<b>100</b>	<b>1,056</b>	<b>2,912</b>	<b>763</b>	<b>4,847</b>
Franklin	0	6	49	142	80	277
Gadsden	3	17	143	256	69	488
Jefferson	0	2	37	77	46	162
Leon	13	74	728	2,123	493	3,431
Liberty	0	0	16	60	18	94
Wakulla	0	1	83	254	57	395
<b>Circuit 3</b>	<b>2</b>	<b>41</b>	<b>401</b>	<b>1,359</b>	<b>284</b>	<b>2,087</b>
Columbia	0	16	122	540	34	712
Dixie	0	3	28	73	5	109
Hamilton	0	4	16	77	5	102
Lafayette	0	1	7	30	3	41
Madison	1	4	58	131	34	228
Suwannee	1	12	104	355	171	643
Taylor	0	1	66	153	32	252
<b>Circuit 4</b>	<b>17</b>	<b>315</b>	<b>1,709</b>	<b>6,279</b>	<b>2,809</b>	<b>11,129</b>
Clay	1	35	357	1,252	432	2,077
Duval	16	266	1,199	4,588	2,005	8,074
Nassau	0	14	153	439	372	978



**Circuit Criminal ♦ Dispositions**

**CIRCUIT CRIMINAL DISPOSITIONS  
by Circuit/County and Category  
FY 2012-13**

Circuit/County	Capital Murder	Violent Crimes	Crimes Against Persons	Crimes Against Property	Drug Crimes	Total
<b>Circuit 5</b>	<b>12</b>	<b>253</b>	<b>1,891</b>	<b>6,019</b>	<b>2,488</b>	<b>10,663</b>
Citrus	1	43	217	617	272	1,150
Hernando	1	30	369	1,509	474	2,383
Lake	3	51	576	1,412	605	2,647
Marion	7	120	641	2,131	879	3,778
Sumter	0	9	88	350	258	705
<b>Circuit 6</b>	<b>21</b>	<b>214</b>	<b>2,331</b>	<b>9,460</b>	<b>4,642</b>	<b>16,668</b>
Pasco	5	52	501	2,637	1,093	4,288
Pinellas	16	162	1,830	6,823	3,549	12,380
<b>Circuit 7</b>	<b>7</b>	<b>133</b>	<b>1,455</b>	<b>5,125</b>	<b>2,207</b>	<b>8,927</b>
Flagler	0	16	176	424	194	810
Putnam	4	32	211	917	391	1,555
St. Johns	0	22	237	830	289	1,378
Volusia	3	63	831	2,954	1,333	5,184
<b>Circuit 8</b>	<b>4</b>	<b>79</b>	<b>778</b>	<b>2,444</b>	<b>1,127</b>	<b>4,432</b>
Alachua	4	50	493	1,331	687	2,565
Baker	0	10	67	248	105	430
Bradford	0	3	78	347	149	577
Gilchrist	0	5	28	87	25	145
Levy	0	8	76	309	142	535
Union	0	3	36	122	19	180
<b>Circuit 9</b>	<b>21</b>	<b>335</b>	<b>2,404</b>	<b>8,288</b>	<b>4,165</b>	<b>15,213</b>
Orange	13	261	1,979	6,717	3,079	12,049
Osceola	8	74	425	1,571	1,086	3,164

**CIRCUIT CRIMINAL DISPOSITIONS**  
**by Circuit/County and Category**  
**FY 2012-13**

<b>Circuit/County</b>	<b>Capital Murder</b>	<b>Violent Crimes</b>	<b>Crimes Against Persons</b>	<b>Crimes Against Property</b>	<b>Drug Crimes</b>	<b>Total</b>
<b>Circuit 10</b>	<b>14</b>	<b>163</b>	<b>1,612</b>	<b>6,303</b>	<b>1,458</b>	<b>9,550</b>
Hardee	0	9	63	197	150	419
Highlands	1	26	151	553	101	832
Polk	13	128	1,398	5,553	1,207	8,299
<b>Circuit 11</b>	<b>13</b>	<b>320</b>	<b>3,553</b>	<b>9,326</b>	<b>5,089</b>	<b>18,301</b>
Miami-Dade	13	320	3,553	9,326	5,089	18,301
<b>Circuit 12</b>	<b>4</b>	<b>126</b>	<b>990</b>	<b>3,919</b>	<b>1,982</b>	<b>7,021</b>
Desoto	0	6	62	205	131	404
Manatee	4	53	482	1,872	798	3,209
Sarasota	0	67	446	1,842	1,053	3,408
<b>Circuit 13</b>	<b>22</b>	<b>173</b>	<b>2,572</b>	<b>8,311</b>	<b>3,468</b>	<b>14,546</b>
Hillsborough	22	173	2,572	8,311	3,468	14,546
<b>Circuit 14</b>	<b>4</b>	<b>69</b>	<b>799</b>	<b>3,525</b>	<b>1,223</b>	<b>5,620</b>
Bay	4	45	460	2,514	736	3,759
Calhoun	0	0	33	60	72	165
Gulf	0	3	27	132	20	182
Holmes	0	8	53	203	52	316
Jackson	0	5	148	408	181	742
Washington	0	8	78	208	162	456
<b>Circuit 15</b>	<b>19</b>	<b>132</b>	<b>1,503</b>	<b>4,973</b>	<b>2,665</b>	<b>9,292</b>
Palm Beach	19	132	1,503	4,973	2,665	9,292
<b>Circuit 16</b>	<b>2</b>	<b>15</b>	<b>222</b>	<b>486</b>	<b>353</b>	<b>1,078</b>
Monroe	2	15	222	486	353	1,078

**Circuit Criminal ♦ Dispositions**

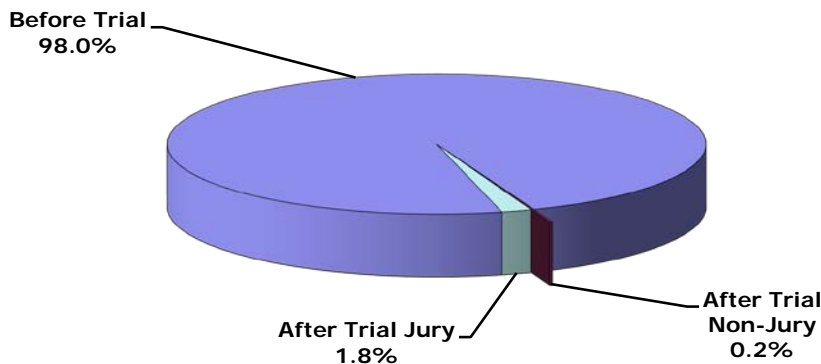
**CIRCUIT CRIMINAL DISPOSITIONS**  
**by Circuit/County and Category**  
**FY 2012-13**

<b>Circuit/County</b>	<b>Capital Murder</b>	<b>Violent Crimes</b>	<b>Crimes Against Persons</b>	<b>Crimes Against Property</b>	<b>Drug Crimes</b>	<b>Total</b>
<b>Circuit 17</b>	<b>8</b>	<b>213</b>	<b>2,537</b>	<b>8,021</b>	<b>4,193</b>	<b>14,972</b>
Broward	8	213	2,537	8,021	4,193	14,972
<b>Circuit 18</b>	<b>10</b>	<b>118</b>	<b>1,199</b>	<b>4,919</b>	<b>1,814</b>	<b>8,060</b>
Brevard	4	77	734	3,176	1,071	5,062
Seminole	6	41	465	1,743	743	2,998
<b>Circuit 19</b>	<b>7</b>	<b>90</b>	<b>723</b>	<b>2,939</b>	<b>1,314</b>	<b>5,073</b>
Indian River	1	14	98	641	158	912
Martin	1	20	165	571	313	1,070
Okeechobee	1	11	73	333	130	548
St. Lucie	4	45	387	1,394	713	2,543
<b>Circuit 20</b>	<b>4</b>	<b>138</b>	<b>980</b>	<b>4,425</b>	<b>2,020</b>	<b>7,567</b>
Charlotte	1	23	241	1,163	510	1,938
Collier	0	32	253	874	441	1,600
Glades	0	3	13	82	25	123
Hendry	1	9	68	220	131	429
Lee	2	71	405	2,086	913	3,477
<b>Total</b>	<b>224</b>	<b>3,234</b>	<b>30,889</b>	<b>105,600</b>	<b>46,039</b>	<b>185,986</b>

**CIRCUIT CRIMINAL DISPOSITIONS**  
**Statewide by Disposition Type and Case Type**  
**FY 2012-13**

Disposition Type	Capital Murder	Non-Capital Murder	Sexual Offenses	Robbery	Other Crimes Against Persons	Burglary	Theft Forgery Fraud	Worthless Checks	Other Crimes Against Property	Drugs	Other	Total
<b>A. Before Trial</b>	<b>76</b>	<b>762</b>	<b>1,882</b>	<b>4,604</b>	<b>25,168</b>	<b>20,356</b>	<b>48,586</b>	<b>1,713</b>	<b>2,028</b>	<b>45,557</b>	<b>31,573</b>	<b>182,305</b>
1. Speedy Trial	0	0	1	0	0	1	6	0	0	0	0	8
2. Dismissed	11	90	277	522	2,802	1,433	3,676	557	162	4,200	1,671	15,401
3. Transferred	2	5	33	69	1,738	469	876	14	150	940	5,512	9,808
4. Plea	45	619	1,462	3,832	17,998	17,420	37,831	713	1,518	37,062	23,339	141,839
5. Other*	18	48	109	181	2,630	1,033	6,197	429	198	3,355	1,051	15,249
<b>B. After Trial Non-Jury</b>	<b>3</b>	<b>7</b>	<b>12</b>	<b>9</b>	<b>57</b>	<b>30</b>	<b>65</b>	<b>1</b>	<b>9</b>	<b>54</b>	<b>73</b>	<b>320</b>
1. Acquittal/Dismissal	1	1	7	3	17	3	5	0	2	3	8	50
2. Plea	0	3	2	3	30	24	49	1	4	39	48	203
3. Conviction	2	3	3	3	10	3	11	0	3	12	17	67
<b>C. After Trial Jury</b>	<b>145</b>	<b>236</b>	<b>335</b>	<b>272</b>	<b>779</b>	<b>387</b>	<b>298</b>	<b>1</b>	<b>38</b>	<b>428</b>	<b>442</b>	<b>3,361</b>
1. Acquittal/Dismissal	7	42	110	58	281	92	94	0	7	116	92	899
2. Plea	2	14	10	28	56	30	32	0	2	45	46	265
3. Conviction	136	180	215	186	442	265	172	1	29	267	304	2,197
<b>Total</b>	<b>224</b>	<b>1,005</b>	<b>2,229</b>	<b>4,885</b>	<b>26,004</b>	<b>20,773</b>	<b>48,949</b>	<b>1,715</b>	<b>2,075</b>	<b>46,039</b>	<b>32,088</b>	<b>185,986</b>

**CIRCUIT CRIMINAL DISPOSITIONS**  
**by Disposition Type**  
**FY 2012-13**



\*The disposition type "Other" is used to report cases disposed for: defendants placed on deferred prosecution or other pretrial diversion or probation programs approved after an information or an indictment is filed, defendants declared mentally or physically unable to stand trial, cases disposed upon estreatment of a bond, cases that are nolle prosequi (no further prosecution) for administrative reasons, or similar matters.

**Circuit Criminal ♦ Dispositions**

**CIRCUIT CRIMINAL JURY TRIAL DISPOSITIONS**  
**by Circuit**  
**FY 2012-13**

Circuit (Circuit Seat)	Acquittals/Dismissals	Pleas	Convictions	Total
First (Pensacola)	53	12	135	200
Second (Tallahassee)	54	4	136	194
Third (Lake City)	2	0	15	17
Fourth (Jacksonville)	31	16	201	248
Fifth (Tavares)	41	2	67	110
Sixth (Clearwater)	51	6	172	229
Seventh (Daytona Beach)	19	3	61	83
Eighth (Gainesville)	19	15	55	89
Ninth (Orlando)	132	4	162	298
Tenth (Bartow)	91	4	183	278
Eleventh (Miami-Dade)	74	53	158	285
Twelfth (Sarasota)	27	12	93	132
Thirteenth (Tampa)	71	56	194	321
Fourteenth (Panama City)	13	3	37	53
Fifteenth (West Palm Beach)	41	9	122	172
Sixteenth (Key West)	6	5	6	17
Seventeenth (Ft. Lauderdale)	95	32	130	257
Eighteenth (Sanford)	17	25	94	136
Nineteenth (Ft. Pierce)	22	1	101	124
Twentieth (Ft. Myers)	40	3	75	118
<b>Total</b>	<b>899</b>	<b>265</b>	<b>2,197</b>	<b>3,361</b>

**CIRCUIT CRIMINAL JURY TRIAL and  
GUILTY DISPOSITION RATES\*  
by Circuit  
FY 2012-13**

Circuit (Circuit Seat)	Jury Trials (includes Acquittal/ Dismissal, Pleas, and Convictions)	Total Dispositions	Jury Trial Rates	GUILTY Dispositions (includes Pleas and Convictions)	Total Dispositions (excludes Transferred and Other)	GUILTY Disposition Rates
First (Pensacola)	200	10,940	1.8%	8,636	10,196	84.7%
Second (Tallahassee)	194	4,847	4.0%	4,010	4,510	88.9%
Third (Lake City)	17	2,087	0.8%	1,628	1,828	89.1%
Fourth (Jacksonville)	248	11,129	2.2%	10,016	10,648	94.1%
Fifth (Tavares)	110	10,663	1.0%	8,844	9,955	88.8%
Sixth (Clearwater)	229	16,668	1.4%	13,301	13,885	95.8%
Seventh (Daytona Beach)	83	8,927	0.9%	7,393	8,071	91.6%
Eighth (Gainesville)	89	4,432	2.0%	3,360	3,945	85.2%
Ninth (Orlando)	298	15,213	2.0%	10,368	12,799	81.0%
Tenth (Bartow)	278	9,550	2.9%	7,516	8,384	89.6%
Eleventh (Miami-Dade)	285	18,301	1.6%	13,477	14,762	91.3%
Twelfth (Sarasota)	132	7,021	1.9%	5,984	6,565	91.2%
Thirteenth (Tampa)	321	14,546	2.2%	10,581	11,993	88.2%
Fourteenth (Panama City)	53	5,620	0.9%	3,758	4,381	85.8%
Fifteenth (West Palm Beach)	172	9,292	1.9%	7,483	8,392	89.2%
Sixteenth (Key West)	17	1,078	1.6%	763	820	93.0%
Seventeenth (Ft. Lauderdale)	257	14,972	1.7%	10,282	11,019	93.3%
Eighteenth (Sanford)	136	8,060	1.7%	6,564	6,930	94.7%
Nineteenth (Ft. Pierce)	124	5,073	2.4%	4,190	4,689	89.4%
Twentieth (Ft. Myers)	118	7,567	1.6%	6,417	7,157	89.7%
<b>Total</b>	<b>3,361</b>	<b>185,986</b>	<b>1.8%</b>	<b>144,571</b>	<b>160,929</b>	<b>89.8%</b>

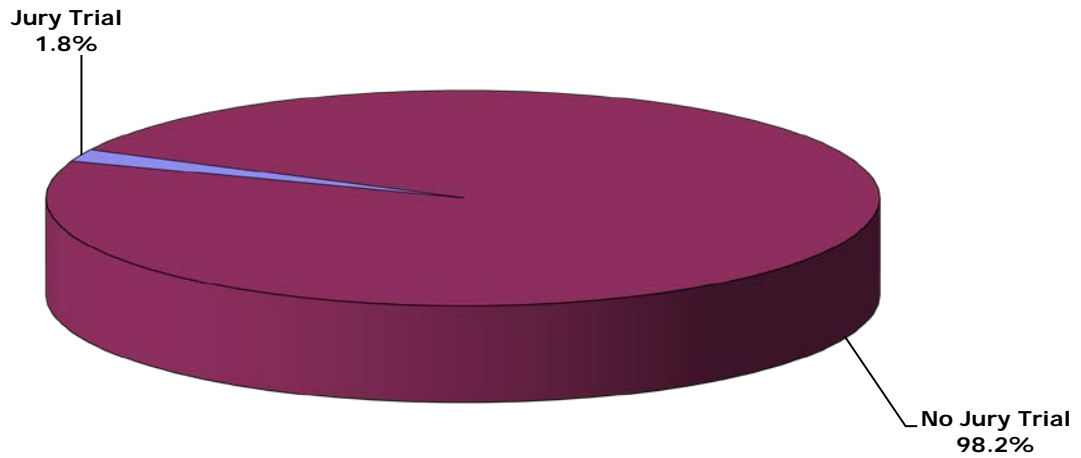
\*Jury trial and guilty disposition rates are not intended as a measure of efficiency of the judiciary, state attorneys, or public defenders.

---

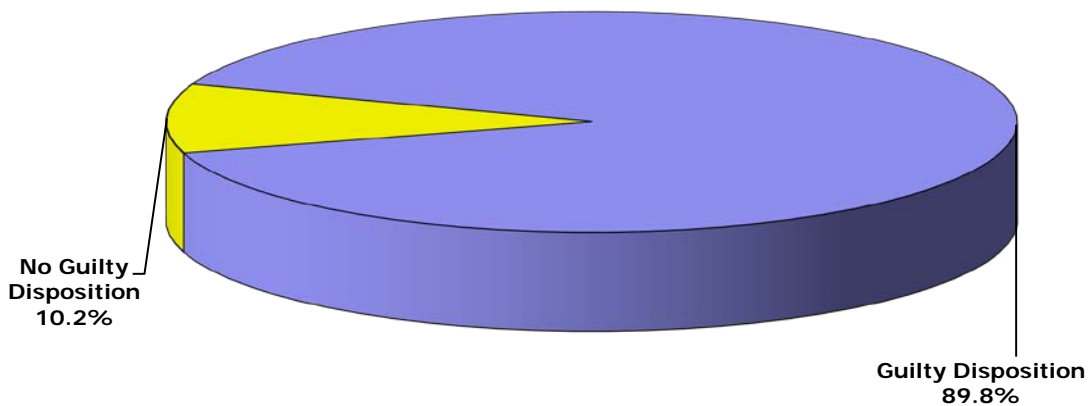
**Circuit Criminal ♦ Dispositions**

---

**CIRCUIT CRIMINAL JURY TRIAL RATE**  
FY 2012-13



**CIRCUIT CRIMINAL GUILTY DISPOSITION RATE**  
FY 2012-13



The Circuit Criminal division also includes other statistics such as clearance rates, reopenings, no files, appeals filed from county court, post conviction relief motions, probation revocation hearings, bond hearings, and adversary preliminary hearings. **These data are provided by the 67 clerks of court. However, dispositions and special proceedings data are not audited for accuracy by the OSCA.**

**Clearance Rates** - The clearance rate is a useful measure of the responsiveness of a court to the demand for services, and is nationally recognized as a measure of court performance. The rate is determined by dividing the total number of cases *disposed* by the total number of cases *filed* during a specific time period. If a court received 1,000 new cases a month and disposed of 900 cases within the same month, the clearance rate for that month would be 90%. A 100% clearance rate means that a court is disposing of at least as many cases as have been filed during the reporting period. Thus, where clearance rates exceed 100%, those circuits are actually disposing of cases more quickly than cases are being filed for the period in question.

**Reopenings** - A reopening occurs when a case that has previously been reported as disposed is resubmitted to the court through a motion or petition.

**No Files** - A no file occurs when all charges against a defendant are dropped and the prosecutor did not file an information or seek an indictment.

**Appeals Filed From County Court** - An appeal filed from county court is a request that a case be removed from the county court and sent to the circuit court for review.

**Post Conviction Relief Motions** - A post conviction relief motion is a motion to vacate, set aside, or correct a sentence pursuant to rule 3.850, Florida Rules of Criminal Procedure.

**Probation Revocation Hearings** - A probation revocation hearing is a proceeding in which a judge determines whether a defendant's probation should be modified or revoked following an alleged violation.

**Bond Hearings** - A bond hearing is a proceeding in which a judge considers a defendant's pretrial release status for the purpose of setting or modifying bond or other pretrial release status.

**Adversary Preliminary Hearings** - An adversary preliminary hearing is a proceeding in which a judge considers evidence presented to determine whether there is sufficient cause to hold the accused for trial.



---

**Circuit Criminal ◆ Other Statistics**


---

**CIRCUIT CRIMINAL CLEARANCE RATES**  
**by Circuit**  
**FY 2012-13**

Circuit	Filings	Dispositions	Clearance Rates
1	11,591	10,940	94.4%
2	4,819	4,847	100.6%
3	2,519	2,087	82.9%
4	11,072	11,129	100.5%
5	10,297	10,663	103.6%
6	15,748	16,668	105.8%
7	9,688	8,927	92.1%
8	4,307	4,432	102.9%
9	17,024	15,213	89.4%
10	9,510	9,550	100.4%
11	17,393	18,301	105.2%
12	7,389	7,021	95.0%
13	12,197	14,546	119.3%
14	5,072	5,620	110.8%
15	8,426	9,292	110.3%
16	1,314	1,078	82.0%
17	16,393	14,972	91.3%
18	8,519	8,060	94.6%
19	5,171	5,073	98.1%
20	8,396	7,567	90.1%
<b>Total</b>	<b>186,845</b>	<b>185,986</b>	<b>99.5%</b>

**CIRCUIT CRIMINAL SPECIAL PROCEEDINGS  
by Circuit  
FY 2012-13**

Circuit	Reopenings	No Files	Appeal Filed From County Court	Post Conviction Relief Motions	Probation Revocation Hearings	Bond Hearings	Adversary Preliminary Hearings	Total
1	6,198	1,075	29	948	4,042	765	0	13,057
2	2,561	292	13	318	1,867	50	3	5,104
3	1,603	345	1	128	1,849	6	0	3,932
4	3,519	4,533	43	992	1,652	326	25	11,090
5	8,111	2,569	29	498	4,057	267	0	15,531
6	2,869	4,141	78	687	6,971	13,745	0	28,491
7	1,704	4,156	4	381	4,394	307	0	10,946
8	2,439	1,961	21	247	2,332	1,607	0	8,607
9	6,503	5,450	30	467	1,341	534	2	14,327
10	5,336	1,656	1	1,035	5,368	879	80	14,355
11	18	9,291	33	4,121	5,738	6,833	5	26,039
12	5,658	2,019	22	143	3,104	1,352	19	12,317
13	7,852	2,144	0	266	8,648	2,906	578	22,394
14	1,011	697	1	110	2,767	324	0	4,910
15	3,745	4,725	75	830	1,972	1,624	34	13,005
16	77	1	0	4	400	41	0	523
17	1,170	2,005	0	1,231	1,378	1,665	5	7,454
18	5,499	1,570	44	308	5,034	1,763	0	14,218
19	2,347	2,009	15	183	1,626	200	0	6,380
20	6,184	2,584	16	647	3,633	790	0	13,854
<b>Total</b>	<b>74,404</b>	<b>53,223</b>	<b>455</b>	<b>13,544</b>	<b>68,173</b>	<b>35,984</b>	<b>751</b>	<b>246,534</b>