

Circuit Family Court ♦ Overview

The Circuit Family Court includes domestic relations, juvenile delinquency, and juvenile dependency. The Circuit Family Court comprises the following seven categories of family court cases: simplified dissolution, dissolution, child support, other domestic relations, domestic violence, juvenile delinquency, and juvenile dependency. Within these categories are the following case types:

Simplified Dissolution - simplified dissolution of marriage

Dissolution - dissolution of marriage

Child Support - child support (IV-D and non IV-D), and Uniform Interstate Family Support Act (UIFSA) (IV-D and non IV-D)

Other Domestic Relations - adoption arising out of Chapter 63, name change, paternity/disestablishment of paternity, and other family court

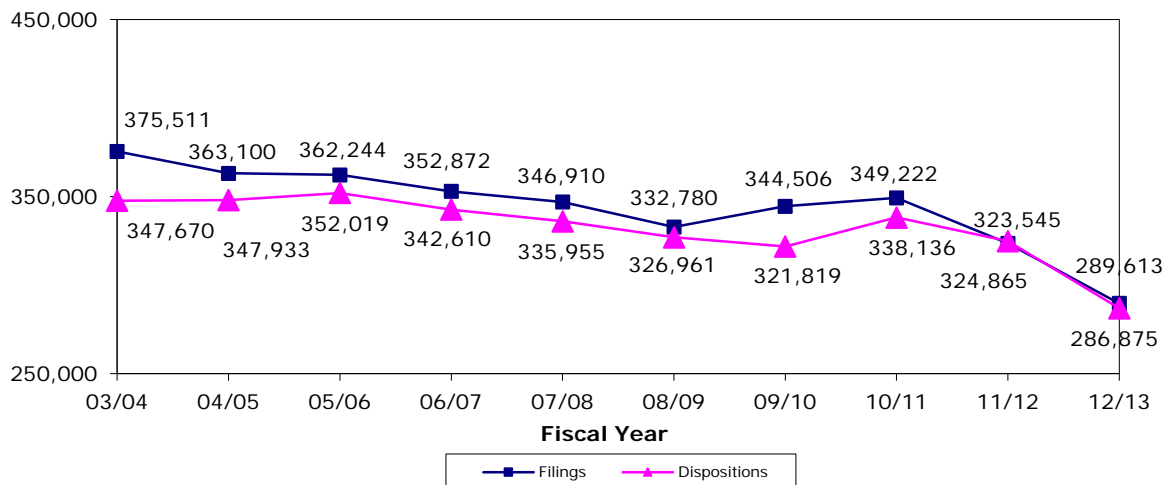
Domestic Violence - domestic violence, repeat violence, sexual violence, and dating violence

Juvenile Delinquency - delinquency

Juvenile Dependency - dependency, termination of parental rights (TPR) arising out of Chapter 39, and Children in Need of Services and Families in Need of Services (CINS/FINS)

In the Circuit Family Court, *filings* correspond to each complaint or petition filed. *Dispositions* correspond to each complaint or petition disposed. *Jury trials* are defined as trials in which a group of citizens is impaneled, selected, and sworn to determine the issues of fact in a case.

CIRCUIT FAMILY COURT FILINGS AND DISPOSITIONS FY 2003-04 to FY 2012-13*



*The Summary Reporting System began capturing the number of dispositions in termination of parental rights (TPR) cases in January 2010. The filings and dispositions in TPR cases are not included for fiscal year 2003-04 through fiscal year 2009-10.

CIRCUIT FAMILY COURT FILINGS
Statewide by Category/Case Type and Month
FY 2012-13

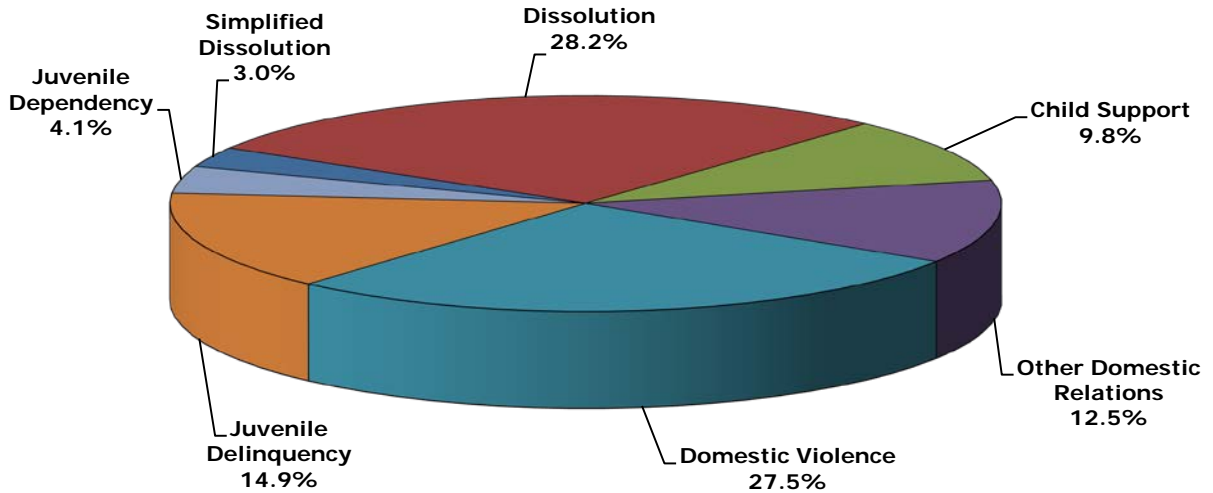
Category/ Case Type	Jul	Aug	Sep	Oct	Nov	Dec	Jan	Feb	Mar	Apr	May	Jun	Total
A. Simplified Dissolution	693	723	676	693	625	565	742	770	858	851	821	751	8,768
1. Simplified Dissolution	693	723	676	693	625	565	742	770	858	851	821	751	8,768
B. Dissolution	6,695	7,279	6,148	7,396	6,077	5,118	6,568	6,873	7,706	7,798	7,441	6,510	81,609
1. Dissolution	6,695	7,279	6,148	7,396	6,077	5,118	6,568	6,873	7,706	7,798	7,441	6,510	81,609
C. Child Support	1,675	1,933	1,833	2,053	1,925	2,155	3,258	2,834	2,841	2,619	2,856	2,408	28,390
1. Child Support	1,567	1,805	1,573	1,841	1,618	1,888	2,756	2,311	2,531	2,213	2,344	2,037	24,484
a. IV-D	1,514	1,721	1,523	1,751	1,529	1,762	2,660	2,228	2,466	2,182	2,309	2,011	23,656
b. Non-IV-D	53	84	50	90	89	126	96	83	65	31	35	26	828
2. UIFSA	108	128	260	212	307	267	502	523	310	406	512	371	3,906
a. IV-D	103	127	258	210	304	266	500	521	308	403	512	370	3,882
b. Non-IV-D	5	1	2	2	3	1	2	2	2	3	0	1	24
D. Other Domestic Relations	3,052	3,205	2,739	3,267	2,676	2,356	2,901	3,050	3,250	3,314	3,330	3,091	36,231
1. Other Family Court	768	882	696	861	797	655	801	776	802	926	862	867	9,693
2. Adoption Arising out of Chapter 63	416	397	341	428	396	349	345	346	439	405	440	420	4,722
3. Name Change	512	551	439	473	405	324	481	578	572	540	552	470	5,897
4. Paternity/ Disestablishment of Paternity	1,356	1,375	1,263	1,505	1,078	1,028	1,274	1,350	1,437	1,443	1,476	1,334	15,919

Circuit Family Court ◆ Filings

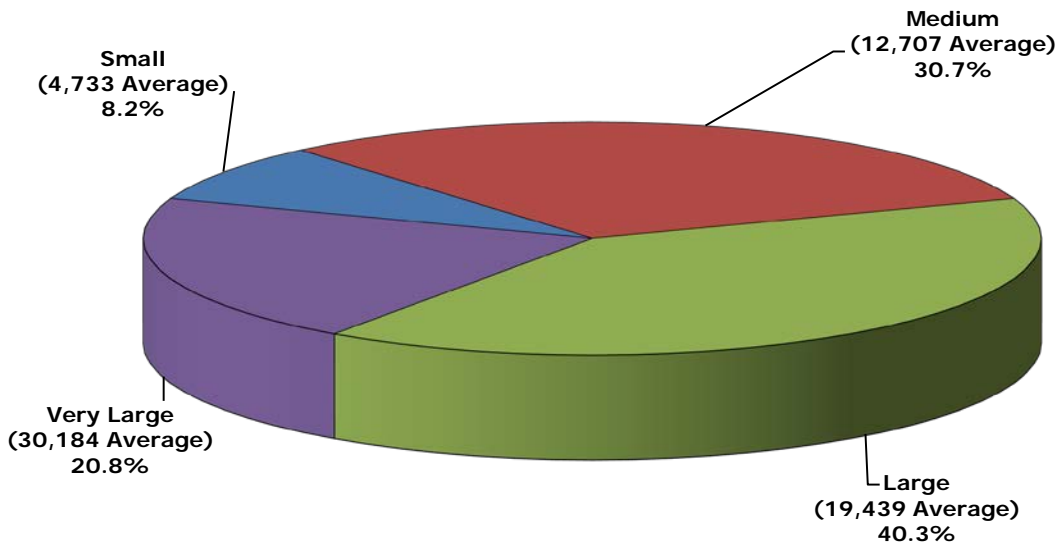
CIRCUIT FAMILY COURT FILINGS
Statewide by Category/Case Type and Month
FY 2012-13

Category/ Case Type	Jul	Aug	Sep	Oct	Nov	Dec	Jan	Feb	Mar	Apr	May	Jun	Total
E. Domestic Violence	7,235	7,275	6,530	7,384	5,845	5,561	6,896	5,861	5,946	7,494	7,283	6,395	79,705
1. Domestic Violence	4,917	4,925	4,337	4,860	3,916	3,839	4,730	3,963	3,978	4,990	4,867	4,415	53,737
2. Dating Violence	383	374	348	394	241	255	339	280	298	358	324	293	3,887
3. Repeat Violence	1,838	1,885	1,771	2,058	1,605	1,390	1,737	1,533	1,598	2,035	2,010	1,614	21,074
4. Sexual Violence	97	91	74	72	83	77	90	85	72	111	82	73	1,007
F. Juvenile Delinquency	3,584	3,705	3,108	3,966	3,458	3,350	3,450	3,493	3,619	3,809	4,315	3,270	43,127
1. Juvenile Delinquency	3,584	3,705	3,108	3,966	3,458	3,350	3,450	3,493	3,619	3,809	4,315	3,270	43,127
G. Juvenile Dependency	973	1,145	917	1,180	946	842	919	981	912	1,033	1,078	857	11,783
1. Juvenile Dependency	726	855	626	852	665	594	666	717	679	764	820	625	8,589
2. Termination of Parental Rights	247	290	291	328	281	248	253	264	233	269	258	232	3,194
Total	23,907	25,265	21,951	25,939	21,552	19,947	24,734	23,862	25,132	26,918	27,124	23,282	289,613

**CIRCUIT FAMILY COURT FILINGS
by Category
FY 2012-13**



**CIRCUIT FAMILY COURT FILINGS
by Circuit Size*
FY 2012-13**



*Small Circuits - 2nd, 3rd, 8th, 14th, 16th;
 Medium Circuits - 1st, 5th, 7th, 10th, 12th, 18th, 19th;
 Large Circuits - 4th, 6th, 9th, 13th, 15th, 20th; and
 Very Large Circuits - 11th, 17th (as defined in the Glossary).

Circuit Family Court ♦ Filings

**CIRCUIT FAMILY COURT FILINGS
by Circuit and Case Type
FY 2012-13**

Circuit	Simplified Dissolution	Dissolution	Child Support	UIFSA	Other Domestic Relation	Domestic Violence	Repeat Violence	Juvenile Delinquency	Juvenile Dependency	Termination of Parental Rights	Total
1	557	3,030	1,197	243	1,385	2,630	1,463	1,997	419	215	13,136
2	296	1,295	572	71	810	1,097	680	877	104	29	5,831
3	62	834	731	83	406	809	491	619	98	28	4,161
4	349	5,208	2,200	89	2,091	3,654	2,147	2,721	359	277	19,095
5	367	4,121	1,322	129	1,772	2,773	1,216	1,955	692	131	14,478
6	999	4,582	1,362	184	2,254	4,610	2,359	2,904	760	343	20,357
7	265	4,118	878	270	1,865	2,647	1,341	2,108	368	188	14,048
8	275	1,378	766	87	773	979	458	992	247	82	6,037
9	653	6,982	1,337	274	2,798	4,469	2,275	4,285	543	155	23,771
10	248	2,897	1,798	421	1,726	3,262	1,161	2,893	424	131	14,961
11	683	13,002	1,954	597	4,418	5,495	2,559	3,866	681	376	33,631
12	274	2,522	1,119	472	1,146	2,093	842	1,113	326	114	10,021
13	540	5,358	1,282	338	2,861	4,640	2,294	3,550	907	351	22,121
14	136	1,462	1,092	79	467	973	395	778	207	86	5,675
15	740	4,747	1,114	169	2,646	2,131	880	2,096	563	192	15,278
16	97	1,044	38	2	123	269	147	181	51	8	1,960
17	1,147	8,178	1,842	0	3,663	5,028	2,082	3,979	681	136	26,736
18	369	3,854	1,029	101	1,947	2,363	1,203	1,953	391	109	13,319
19	235	2,198	937	153	1,157	1,326	577	1,966	335	103	8,987
20	476	4,799	1,914	144	1,923	2,489	1,398	2,294	433	140	16,010
Total	8,768	81,609	24,484	3,906	36,231	53,737	25,968	43,127	8,589	3,194	289,613

CIRCUIT FAMILY COURT FILINGS
by Circuit/County and Category
FY 2012-13

Circuit/County	Simplified Dissolution	Dissolution	Child Support	Other Domestic Relations	Domestic Violence	Juvenile Delinquency	Juvenile Dependency	Total
Circuit 1	557	3,030	1,440	1,385	4,093	1,997	634	13,136
Escambia	189	1,147	622	687	2,122	1,110	264	6,141
Okaloosa	208	931	483	367	1,028	414	195	3,626
Santa Rosa	106	708	235	222	582	355	115	2,323
Walton	54	244	100	109	361	118	60	1,046
Circuit 2	296	1,295	643	810	1,777	877	133	5,831
Franklin	16	36	55	43	104	17	8	279
Gadsden	18	180	71	55	288	87	7	706
Jefferson	12	29	58	15	30	10	6	160
Leon	225	870	302	598	1,145	667	101	3,908
Liberty	10	40	16	10	54	19	1	150
Wakulla	15	140	141	89	156	77	10	628
Circuit 3	62	834	814	406	1,300	619	126	4,161
Columbia	19	302	228	131	396	266	66	1,408
Dixie	5	92	16	38	114	31	4	300
Hamilton	13	49	43	68	98	41	5	317
Lafayette	2	39	39	20	49	15	3	167
Madison	14	51	132	19	88	61	5	370
Suwannee	4	192	331	77	333	140	27	1,104
Taylor	5	109	25	53	222	65	16	495
Circuit 4	349	5,208	2,289	2,091	5,801	2,721	636	19,095
Clay	66	897	379	301	650	752	84	3,129
Duval	251	3,981	1,852	1,687	4,575	1,857	525	14,728
Nassau	32	330	58	103	576	112	27	1,238

Circuit Family Court ◆ Filings

**CIRCUIT FAMILY COURT FILINGS
by Circuit/County and Category
FY 2012-13**

Circuit/County	Simplified Dissolution	Dissolution	Child Support	Other Domestic Relations	Domestic Violence	Juvenile Delinquency	Juvenile Dependency	Total
Circuit 5	367	4,121	1,451	1,772	3,989	1,955	823	14,478
Citrus	73	527	227	257	508	197	146	1,935
Hernando	43	630	319	224	832	339	144	2,531
Lake	49	1,244	364	480	935	695	233	4,000
Marion	181	1,496	456	710	1,497	658	271	5,269
Sumter	21	224	85	101	217	66	29	743
Circuit 6	999	4,582	1,546	2,254	6,969	2,904	1,103	20,357
Pasco	303	1,543	615	898	2,303	953	351	6,966
Pinellas	696	3,039	931	1,356	4,666	1,951	752	13,391
Circuit 7	265	4,118	1,148	1,865	3,988	2,108	556	14,048
Flagler	28	383	115	149	426	198	44	1,343
Putnam	22	307	158	134	463	210	48	1,342
St. Johns	0	942	279	253	426	535	97	2,532
Volusia	215	2,486	596	1,329	2,673	1,165	367	8,831
Circuit 8	275	1,378	853	773	1,437	992	329	6,037
Alachua	182	789	361	554	856	704	161	3,607
Baker	23	112	231	61	87	72	100	686
Bradford	28	135	69	43	99	48	20	442
Gilchrist	13	110	56	29	82	34	2	326
Levy	14	177	110	60	237	103	37	738
Union	15	55	26	26	76	31	9	238
Circuit 9	653	6,982	1,611	2,798	6,744	4,285	698	23,771
Orange	588	5,385	1,293	2,300	5,490	3,470	543	19,069
Osceola	65	1,597	318	498	1,254	815	155	4,702

CIRCUIT FAMILY COURT FILINGS
by Circuit/County and Category
FY 2012-13

Circuit/County	Simplified Dissolution	Dissolution	Child Support	Other Domestic Relations	Domestic Violence	Juvenile Delinquency	Juvenile Dependency	Total
Circuit 10	248	2,897	2,219	1,726	4,423	2,893	555	14,961
Hardee	5	96	86	104	126	98	7	522
Highlands	35	315	404	214	294	444	41	1,747
Polk	208	2,486	1,729	1,408	4,003	2,351	507	12,692
Circuit 11	683	13,002	2,551	4,418	8,054	3,866	1,057	33,631
Miami-Dade	683	13,002	2,551	4,418	8,054	3,866	1,057	33,631
Circuit 12	274	2,522	1,591	1,146	2,935	1,113	440	10,021
Desoto	0	123	138	46	182	60	24	573
Manatee	129	1,102	669	598	1,542	528	219	4,787
Sarasota	145	1,297	784	502	1,211	525	197	4,661
Circuit 13	540	5,358	1,620	2,861	6,934	3,550	1,258	22,121
Hillsborough	540	5,358	1,620	2,861	6,934	3,550	1,258	22,121
Circuit 14	136	1,462	1,171	467	1,368	778	293	5,675
Bay	111	934	288	323	691	578	216	3,141
Calhoun	1	71	119	20	90	21	20	342
Gulf	5	59	60	13	92	19	3	251
Holmes	9	78	170	31	100	63	3	454
Jackson	10	219	354	56	253	88	39	1,019
Washington	0	101	180	24	142	9	12	468
Circuit 15	740	4,747	1,283	2,646	3,011	2,096	755	15,278
Palm Beach	740	4,747	1,283	2,646	3,011	2,096	755	15,278
Circuit 16	97	1,044	40	123	416	181	59	1,960
Monroe	97	1,044	40	123	416	181	59	1,960

Circuit Family Court ◆ Filings

**CIRCUIT FAMILY COURT FILINGS
by Circuit/County and Category
FY 2012-13**

Circuit/County	Simplified Dissolution	Dissolution	Child Support	Other Domestic Relations	Domestic Violence	Juvenile Delinquency	Juvenile Dependency	Total
Circuit 17	1,147	8,178	1,842	3,663	7,110	3,979	817	26,736
Broward	1,147	8,178	1,842	3,663	7,110	3,979	817	26,736
Circuit 18	369	3,854	1,130	1,947	3,566	1,953	500	13,319
Brevard	130	2,187	878	1,337	2,209	1,167	353	8,261
Seminole	239	1,667	252	610	1,357	786	147	5,058
Circuit 19	235	2,198	1,090	1,157	1,903	1,966	438	8,987
Indian River	52	574	162	263	396	297	87	1,831
Martin	58	517	370	217	567	344	59	2,132
Okeechobee	14	155	64	246	139	169	51	838
St. Lucie	111	952	494	431	801	1,156	241	4,186
Circuit 20	476	4,799	2,058	1,923	3,887	2,294	573	16,010
Charlotte	98	523	908	244	740	411	104	3,028
Collier	200	1,035	298	352	775	515	145	3,320
Glades	7	33	74	23	44	34	2	217
Hendry	5	137	80	82	130	107	5	546
Lee	166	3,071	698	1,222	2,198	1,227	317	8,899
Total	8,768	81,609	28,390	36,231	79,705	43,127	11,783	289,613

CIRCUIT FAMILY COURT DISPOSITIONS
Statewide by Category/Case Type and Month
FY 2012-13

Category/ Case Type	Jul	Aug	Sep	Oct	Nov	Dec	Jan	Feb	Mar	Apr	May	Jun	Total
A. Simplified Dissolution	655	694	592	763	715	561	707	682	723	871	747	684	8,394
1. Simplified Dissolution	655	694	592	763	715	561	707	682	723	871	747	684	8,394
B. Dissolution	6,854	7,218	6,347	8,122	6,848	6,395	6,695	6,275	6,386	7,422	7,022	6,840	82,424
1. Dissolution	6,854	7,218	6,347	8,122	6,848	6,395	6,695	6,275	6,386	7,422	7,022	6,840	82,424
C. Child Support	2,262	2,113	1,863	2,264	2,019	1,976	2,180	2,119	2,159	2,247	2,356	2,200	25,758
1. Child Support	2,140	1,977	1,707	2,126	1,830	1,746	1,836	1,856	1,960	2,020	2,065	1,972	23,235
a. IV-D	2,094	1,919	1,674	2,043	1,780	1,681	1,771	1,806	1,912	1,958	2,025	1,945	22,608
b. Non-IV-D	31	50	21	69	47	54	59	40	41	50	37	24	523
c. General Child Support*	15	8	12	14	3	11	6	10	7	12	3	3	104
2. UIFSA	122	136	156	138	189	230	344	263	199	227	291	228	2,523
a. IV-D	116	129	154	131	187	226	343	261	195	225	290	225	2,482
b. Non IV-D	3	4	1	4	1	3	1	2	3	1	1	1	25
c. General UIFSA*	3	3	1	3	1	1	0	0	1	1	0	2	16
D. Other Domestic Relations	2,981	3,021	2,567	3,135	2,939	2,719	2,511	2,696	2,864	3,047	2,632	2,982	34,094
1. Other Family Court	576	645	605	673	611	572	632	638	633	690	570	675	7,520
2. Adoption Arising out of Chapter 63	313	335	301	374	407	520	208	245	333	370	397	391	4,194
3. Name Change	480	580	435	523	482	397	435	428	482	562	492	510	5,806
4. Paternity/ Disestablishment of Paternity	1,593	1,443	1,204	1,553	1,427	1,216	1,230	1,379	1,404	1,414	1,165	1,402	16,430
5. General Other Domestic Relations*	19	18	22	12	12	14	6	6	12	11	8	4	144

Circuit Family Court ♦ Dispositions

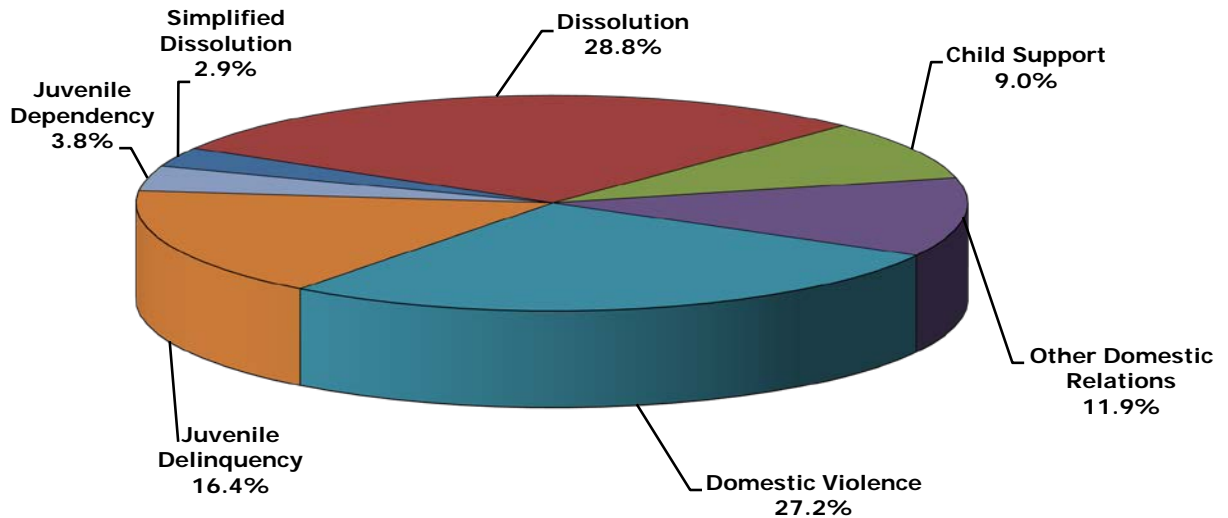
**CIRCUIT FAMILY COURT DISPOSITIONS
Statewide by Category/Case Type and Month
FY 2012-13**

Category/ Case Type	Jul	Aug	Sep	Oct	Nov	Dec	Jan	Feb	Mar	Apr	May	Jun	Total
E. Domestic Violence	7,136	7,249	6,112	7,615	6,039	5,687	6,575	5,915	5,814	6,805	6,685	6,535	78,167
1. Domestic Violence	4,765	4,914	4,050	5,018	4,076	3,876	4,531	4,003	3,894	4,492	4,475	4,424	52,518
2. Dating Violence	388	397	323	416	272	270	297	285	282	311	320	285	3,846
3. Repeat Violence	1,913	1,832	1,662	2,084	1,625	1,465	1,663	1,544	1,570	1,903	1,801	1,760	20,822
4. Sexual Violence	70	91	74	95	66	76	83	83	67	97	89	65	956
5. General Repeat Violence*	0	15	3	2	0	0	1	0	1	2	0	1	25
F. Juvenile Delinquency	4,518	4,340	3,803	4,578	4,004	3,148	4,188	3,688	3,810	3,801	3,751	3,547	47,176
1. Juvenile Delinquency	4,518	4,340	3,803	4,578	4,004	3,148	4,188	3,688	3,810	3,801	3,751	3,547	47,176
G. Juvenile Dependency	990	1,065	859	1,117	952	750	947	830	801	872	834	845	10,862
1. Juvenile Dependency	788	802	643	840	653	561	701	566	547	602	566	579	7,848
2. Termination of Parental Rights**	197	262	213	276	298	185	243	261	250	270	267	264	2,986
3. General Juvenile Dependency*	5	1	3	1	1	4	3	3	4	0	1	2	28
Total	25,396	25,700	22,143	27,594	23,516	21,236	23,803	22,205	22,557	25,065	24,027	23,633	286,875

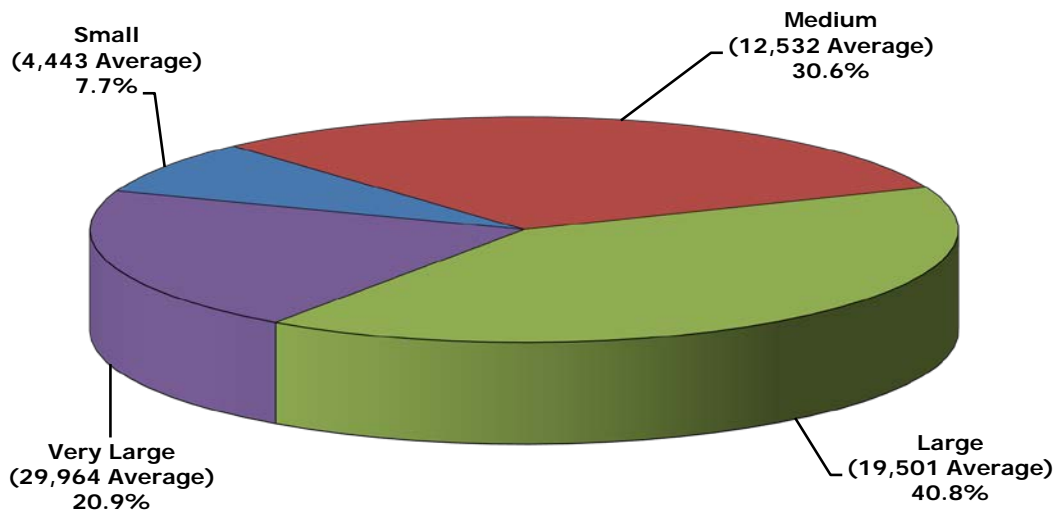
*The Summary Reporting System began capturing more detailed case type data in January 2010. Unfortunately, the capability for reporting each disposition for these detailed case types may not be attained until January 2016. As a result, five case types (general child support, general UIFSA, general other domestic relations, general repeat violence, and general juvenile dependency) were created to capture the dispositions for the detailed case types that cannot be discerned at this time.

**Termination of parental rights dispositions are included for fiscal year 2012-13. The reporting of these dispositions began in January 2010.

CIRCUIT FAMILY COURT DISPOSITIONS by Category FY 2012-13



CIRCUIT FAMILY COURT DISPOSITIONS by Circuit Size* FY 2012-13



*Small Circuits - 2nd, 3rd, 8th, 14th, 16th;
Medium Circuits - 1st, 5th, 7th, 10th, 12th, 18th, 19th;
Large Circuits - 4th, 6th, 9th, 13th, 15th, 20th; and
Very Large Circuits - 11th, 17th (as defined in the Glossary).

Circuit Family Court ♦ Dispositions

**CIRCUIT FAMILY COURT DISPOSITIONS
by Circuit and Case Type
FY 2012-13**

Circuit	Simplified Dissolution	Dissolution	Child Support	UIFSA	Other Domestic Relation	Domestic Violence	Repeat Violence	Juvenile Delinquency	Juvenile Dependency	Termination of Parental Rights*	Total
1	519	3,229	1,205	201	1,394	2,629	1,437	1,834	297	174	12,919
2	289	1,309	448	50	1,017	1,026	676	755	145	24	5,739
3	71	819	381	69	340	778	410	574	66	15	3,523
4	324	5,697	2,349	102	1,668	3,579	2,120	2,755	324	285	19,203
5	359	3,929	1,381	104	1,760	2,611	1,133	2,113	627	110	14,127
6	932	4,344	830	52	2,080	4,369	2,202	2,234	894	311	18,248
7	256	4,047	1,174	258	2,072	2,590	1,306	2,131	454	224	14,512
8	265	1,323	529	55	720	977	460	935	166	70	5,500
9	714	7,386	1,836	262	3,452	4,187	2,218	5,050	456	69	25,630
10	218	2,817	1,673	358	1,502	3,254	1,137	3,176	429	140	14,704
11	678	13,373	2,036	74	3,449	5,884	2,941	4,176	648	643	33,902
12	253	2,389	868	409	698	1,971	800	1,304	238	136	9,066
13	534	5,624	1,669	72	3,035	4,629	2,317	4,824	506	227	23,437
14	143	1,536	657	67	507	906	382	1,100	239	80	5,617
15	719	4,709	1,100	86	2,233	2,102	837	2,049	496	171	14,502
16	84	998	17	2	85	250	142	203	46	7	1,834
17	1,020	8,189	1,702	5	3,765	4,813	2,131	3,829	550	21	26,025
18	357	3,713	1,038	63	1,542	2,288	1,137	2,307	585	78	13,108
19	232	2,178	599	98	959	1,254	548	3,046	289	88	9,291
20	427	4,815	1,743	136	1,816	2,421	1,315	2,781	421	113	15,988
Total	8,394	82,424	23,235	2,523	34,094	52,518	25,649	47,176	7,876	2,986	286,875

*Termination of parental rights dispositions are included for fiscal year 2012-13. The reporting of these dispositions began in January 2010.

CIRCUIT FAMILY COURT DISPOSITIONS
by Circuit/County and Category
FY 2012-13

Circuit/County	Simplified Dissolution	Dissolution	Child Support	Other Domestic Relations	Domestic Violence	Juvenile Delinquency	Juvenile Dependency*	Total
Circuit 1	519	3,229	1,406	1,394	4,066	1,834	471	12,919
Escambia	180	1,276	625	761	2,116	819	235	6,012
Okaloosa	194	1,029	497	341	1,015	479	86	3,641
Santa Rosa	92	681	197	193	592	416	101	2,272
Walton	53	243	87	99	343	120	49	994
Circuit 2	289	1,309	498	1,017	1,702	755	169	5,739
Franklin	12	30	23	20	88	16	0	189
Gadsden	17	163	46	93	300	98	15	732
Jefferson	12	21	26	8	10	6	6	89
Leon	224	925	335	838	1,119	555	139	4,135
Liberty	11	44	10	8	49	5	1	128
Wakulla	13	126	58	50	136	75	8	466
Circuit 3	71	819	450	340	1,188	574	81	3,523
Columbia	23	309	171	102	386	296	58	1,345
Dixie	3	92	1	46	107	27	0	276
Hamilton	11	48	26	32	97	29	2	245
Lafayette	2	38	10	19	48	15	1	133
Madison	15	68	84	17	86	55	6	331
Suwannee	13	167	114	72	323	88	11	788
Taylor	4	97	44	52	141	64	3	405
Circuit 4	324	5,697	2,451	1,668	5,699	2,755	609	19,203
Clay	60	944	267	246	596	805	54	2,972
Duval	228	4,408	2,146	1,348	4,547	1,849	530	15,056
Nassau	36	345	38	74	556	101	25	1,175

Circuit Family Court ◆ Dispositions

CIRCUIT FAMILY COURT DISPOSITIONS
by Circuit/County and Category
FY 2012-13

Circuit/County	Simplified Dissolution	Dissolution	Child Support	Other Domestic Relations	Domestic Violence	Juvenile Delinquency	Juvenile Dependency*	Total
Circuit 5	359	3,929	1,485	1,760	3,744	2,113	737	14,127
Citrus	74	593	250	243	499	212	118	1,989
Hernando	44	602	248	183	691	439	157	2,364
Lake	53	1,136	333	453	930	524	232	3,661
Marion	165	1,395	566	762	1,419	867	214	5,388
Sumter	23	203	88	119	205	71	16	725
Circuit 6	932	4,344	882	2,080	6,571	2,234	1,205	18,248
Pasco	286	1,468	268	737	2,246	851	449	6,305
Pinellas	646	2,876	614	1,343	4,325	1,383	756	11,943
Circuit 7	256	4,047	1,432	2,072	3,896	2,131	678	14,512
Flagler	26	409	88	153	397	382	89	1,544
Putnam	23	333	248	206	468	229	54	1,561
St. Johns	1	1,104	435	390	398	597	111	3,036
Volusia	206	2,201	661	1,323	2,633	923	424	8,371
Circuit 8	265	1,323	584	720	1,437	935	236	5,500
Alachua	171	793	318	527	877	628	157	3,471
Baker	23	114	96	40	81	134	33	521
Bradford	29	101	47	50	91	34	4	356
Gilchrist	11	93	56	24	73	26	4	287
Levy	17	159	56	57	232	72	35	628
Union	14	63	11	22	83	41	3	237
Circuit 9	714	7,386	2,098	3,452	6,405	5,050	525	25,630
Orange	622	5,594	1,678	2,926	5,166	3,604	355	19,945
Osceola	92	1,792	420	526	1,239	1,446	170	5,685

CIRCUIT FAMILY COURT DISPOSITIONS
by Circuit/County and Category
FY 2012-13

Circuit/County	Simplified Dissolution	Dissolution	Child Support	Other Domestic Relations	Domestic Violence	Juvenile Delinquency	Juvenile Dependency*	Total
Circuit 10	218	2,817	2,031	1,502	4,391	3,176	569	14,704
Hardee	5	84	100	115	105	60	9	478
Highlands	31	295	250	129	297	495	51	1,548
Polk	182	2,438	1,681	1,258	3,989	2,621	509	12,678
Circuit 11	678	13,373	2,110	3,449	8,825	4,176	1,291	33,902
Miami-Dade	678	13,373	2,110	3,449	8,825	4,176	1,291	33,902
Circuit 12	253	2,389	1,277	698	2,771	1,304	374	9,066
Desoto	0	123	133	40	162	50	25	533
Manatee	105	986	529	309	1,424	519	168	4,040
Sarasota	148	1,280	615	349	1,185	735	181	4,493
Circuit 13	534	5,624	1,741	3,035	6,946	4,824	733	23,437
Hillsborough	534	5,624	1,741	3,035	6,946	4,824	733	23,437
Circuit 14	143	1,536	724	507	1,288	1,100	319	5,617
Bay	114	1,047	299	380	651	928	245	3,664
Calhoun	2	74	58	21	90	22	13	280
Gulf	6	43	26	11	83	21	1	191
Holmes	9	97	116	41	106	51	9	429
Jackson	12	187	75	42	223	57	39	635
Washington	0	88	150	12	135	21	12	418
Circuit 15	719	4,709	1,186	2,233	2,939	2,049	667	14,502
Palm Beach	719	4,709	1,186	2,233	2,939	2,049	667	14,502
Circuit 16	84	998	19	85	392	203	53	1,834
Monroe	84	998	19	85	392	203	53	1,834

Circuit Family Court ♦ Dispositions

**CIRCUIT FAMILY COURT DISPOSITIONS
by Circuit/County and Category
FY 2012-13**

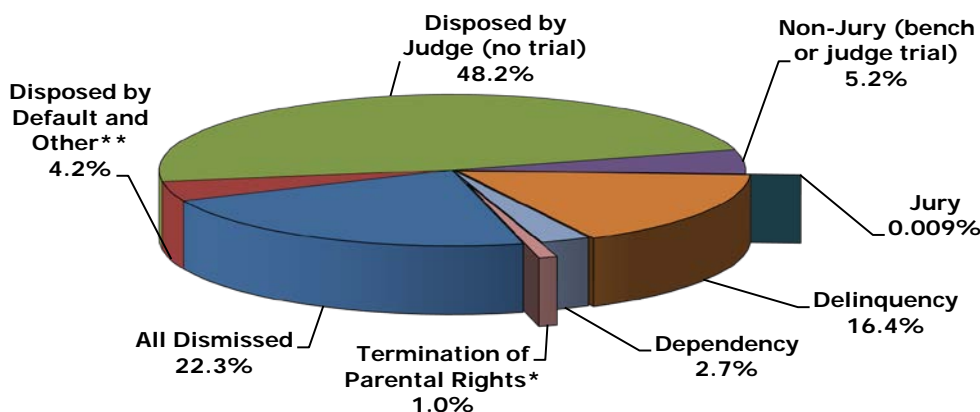
Circuit/County	Simplified Dissolution	Dissolution	Child Support	Other Domestic Relations	Domestic Violence	Juvenile Delinquency	Juvenile Dependency*	Total
Circuit 17	1,020	8,189	1,707	3,765	6,944	3,829	571	26,025
Broward	1,020	8,189	1,707	3,765	6,944	3,829	571	26,025
Circuit 18	357	3,713	1,101	1,542	3,425	2,307	663	13,108
Brevard	119	2,046	795	968	2,126	1,501	527	8,082
Seminole	238	1,667	306	574	1,299	806	136	5,026
Circuit 19	232	2,178	697	959	1,802	3,046	377	9,291
Indian River	49	521	146	245	399	540	83	1,983
Martin	60	544	245	163	548	748	57	2,365
Okeechobee	20	151	13	107	108	154	53	606
St. Lucie	103	962	293	444	747	1,604	184	4,337
Circuit 20	427	4,815	1,879	1,816	3,736	2,781	534	15,988
Charlotte	83	468	763	168	710	850	61	3,103
Collier	185	1,110	336	384	745	542	153	3,455
Glades	5	30	13	13	43	16	2	122
Hendry	7	135	27	64	62	113	6	414
Lee	147	3,072	740	1,187	2,176	1,260	312	8,894
Total	8,394	82,424	25,758	34,094	78,167	47,176	10,862	286,875

*Termination of parental rights dispositions are included for fiscal year 2012-13. The reporting of these dispositions began in January 2010.

CIRCUIT FAMILY COURT DISPOSITIONS
Statewide by Disposition Type and Case Type
FY 2012-13

Disposition Type	Simplified Dissolution	Dissolution	Child Support	UIFSA	Other Domestic Relations	Domestic Violence	Repeat Violence	Juvenile Delinquency	Juvenile Dependency	Termination of Parental Rights*	Total
A. Dismissed Before Hearing	137	3,630	4,482	327	4,010	6,989	5,638	NA	NA	NA	25,213
B. Dismissed After Hearing	144	3,384	2,387	138	3,807	20,748	8,061	NA	NA	NA	38,669
C. Disposed by Default	16	6,024	1,020	65	700	26	9	NA	NA	NA	7,860
D. Disposed by Judge (no trial)	7,774	61,957	10,519	524	22,017	23,757	11,518	NA	NA	NA	138,066
E. Disposed by Non-Jury	310	6,914	3,152	288	2,955	886	381	NA	NA	NA	14,886
F. Disposed by Jury	2	13	7	1	0	2	0	NA	NA	NA	25
G. Disposed by Other**	11	502	1,668	1,180	605	110	42	NA	NA	NA	4,118
Total	8,394	82,424	23,235	2,523	34,094	52,518	25,649	47,176	7,876	2,986	286,875

CIRCUIT FAMILY COURT DISPOSITIONS
by Disposition Type
FY 2012-13



NA represents disposition type does not apply.

*Termination of parental rights dispositions are included for fiscal year 2012-13. The reporting of these dispositions began in January 2010.

**The disposition type "Disposed by Other" is used to report cases as disposed when they are: consolidated into a primary case, transferred to another court, or have a change of venue.

Circuit Family Court ◆ Other Statistics

The Circuit Family Court also includes other statistics. In the Circuit Family Court, other statistics include clearance rates, domestic relations modification/supplemental reopenings, domestic relations civil contempt/enforcement reopenings, domestic relations other reopenings, juvenile delinquency reopenings, juvenile delinquency certifications to criminal division, juvenile delinquency direct files to criminal division, juvenile delinquency detention hearings, juvenile dependency shelter petitions filed and disposed, juvenile dependency adoption petitions arising out of Chapter 39 filed and disposed, juvenile dependency reopenings, juvenile dependency judicial review hearings, juvenile dependency shelter hearings, and juvenile delinquency complaints filed and disposed. **These data are provided by the 67 clerks of court. However, dispositions and special proceedings data are not audited for accuracy by the OSCA.**

Clearance Rates - The clearance rate is a useful measure of the responsiveness of a court to the demand for services, and is nationally recognized as a measure of court performance. The rate is determined by dividing the total number of cases *disposed* by the total number of cases *filed* during a specific time period. If a court received 1,000 new cases a month and disposed of 900 cases within the same month, the clearance rate for that month would be 90%. A 100% clearance rate means that a court is disposing of at least as many cases as have been filed during the reporting period. Thus, where clearance rates exceed 100%, those circuits are actually disposing of cases more quickly than cases are being filed for the period in question.

Domestic Relations Modification/Supplemental Reopenings - Cases previously reported as disposed that are reactivated or resubmitted to the court for action to modify a previous judgment or decision (i.e., modification/supplemental petitions relating to a change in the amount of child support, a change in residential status of a child, changes in conditions or length of visitation of a non-resident parent, etc.).

Domestic Relations Motions for Civil Contempt/Enforcement Reopenings - Cases previously reported as disposed that are reactivated or resubmitted to the court for action on a motion for civil contempt or a motion for enforcement of previous judgments or decisions (i.e., motion to enforce judgment, motion and order to show cause, motion to enforce visitation, motion for contempt, etc.).

Domestic Relations Other Reopenings - A reopening occurs when a case that has previously been reported as disposed is reactivated or resubmitted to the court for action other than modification/supplemental petitions or motion for civil contempt/enforcement.

Juvenile Delinquency Reopenings - A reopening occurs when a case that has previously been reported as disposed is reactivated or resubmitted to the court for action other than modification requests.

Juvenile Delinquency Certifications to Circuit Criminal Division - A certification to the circuit criminal division occurs when a juvenile is transferred to circuit court for prosecution as an adult following a waiver hearing pursuant to section 985.226, Florida Statutes.

Juvenile Delinquency Direct Files to Criminal Division - A direct file to the criminal division refers to a juvenile who has been transferred to criminal court for prosecution as an adult following the filing of an information by the state attorney pursuant to section 985.227, Florida Statutes.

Juvenile Delinquency Detention Hearings - A detention hearing is a hearing held to determine whether a juvenile is to be detained, is to remain in detention, or is to be released while proceedings are pending.

Juvenile Dependency Shelter Petitions Filed and Disposed - All matters relating to shelter petitions pursuant to Chapter 39, Florida Statutes.

Juvenile Dependency Adoption Petitions Arising out of Chapter 39 Filed and Disposed - All matters relating to adoption pursuant to Chapter 39, Florida Statutes.

Juvenile Dependency Reopenings - A reopening occurs when a case that has previously been reported as disposed is reactivated or resubmitted to the court for action other than modification requests.

Juvenile Dependency Judicial Review Hearings - A foster care judicial review hearing is a hearing held periodically before a judge, general master, or citizen review panel to determine the status of a child until the child reaches permanency pursuant to section 39.701, Florida Statutes.

Juvenile Dependency Shelter Hearings - A shelter hearing is a hearing held to determine whether a child is to be sheltered, is to remain in shelter, or is to be released while proceedings are pending pursuant to section 39.402, Florida Statutes.

Juvenile Delinquency Complaints - A complaint is a formal written document submitted to the court by a law enforcement officer, prosecutor or other person, alleging that a specified juvenile has committed a specific delinquent act and requests prosecution of said juvenile. A complaint may be disposed before a petition is ever filed. For example, the court may dispose of a complaint through termination of the charges, direct filing or transfer to criminal court, diversion or alternative sanctions, or arbitration/mediation.

Circuit Family Court ◆ Other Statistics

**CIRCUIT FAMILY COURT CLEARANCE RATES
by Circuit
FY 2012-13**

Circuit	Filings	Dispositions	Clearance Rates
1	13,136	12,919	98.3%
2	5,831	5,739	98.4%
3	4,161	3,523	84.7%
4	19,095	19,203	100.6%
5	14,478	14,127	97.6%
6	20,357	18,248	89.6%
7	14,048	14,512	103.3%
8	6,037	5,500	91.1%
9	23,771	25,630	107.8%
10	14,961	14,704	98.3%
11	33,631	33,902	100.8%
12	10,021	9,066	90.5%
13	22,121	23,437	105.9%
14	5,675	5,617	99.0%
15	15,278	14,502	94.9%
16	1,960	1,834	93.6%
17	26,736	26,025	97.3%
18	13,319	13,108	98.4%
19	8,987	9,291	103.4%
20	16,010	15,988	99.9%
Total	289,613	286,875	99.1%

**CIRCUIT FAMILY COURT SPECIAL PROCEEDINGS,
DOMESTIC RELATIONS
by Circuit
FY 2012-13**

Circuit	Domestic Relations			Total
	Modification/Supplemental Reopenings	Motions for Civil Contempt/Enforcement Reopenings	Other Reopenings	
1	1,504	3,735	4,704	9,943
2	311	757	4,189	5,257
3	409	447	1,007	1,863
4	1,684	1,036	9,021	11,741
5	2,533	3,837	7,544	13,914
6	1,982	2,389	4,286	8,657
7	2,415	2,555	6,979	11,949
8	811	2,082	2,731	5,624
9	3,443	6,977	8,975	19,395
10	1,972	4,351	5,266	11,589
11	74	2,357	22,266	24,697
12	1,086	2,907	2,939	6,932
13	3,241	3,432	8,992	15,665
14	505	1,195	1,519	3,219
15	2,023	5,378	6,157	13,558
16	85	109	106	300
17	2,536	2,321	13,240	18,097
18	2,515	4,127	5,732	12,374
19	1,275	3,116	1,793	6,184
20	1,858	3,215	4,240	9,313
Total	32,262	56,323	121,686	210,271

Circuit Family Court ♦ Other Statistics

**CIRCUIT FAMILY COURT SPECIAL PROCEEDINGS,
JUVENILE DELINQUENCY
by Circuit
FY 2012-13**

Circuit	Juvenile Delinquency				Total
	Reopenings	Certifications to Circuit Criminal Division	Direct Files to Criminal Division	Detention Hearings	
1	4,269	0	112	1,534	5,915
2	4,467	0	40	616	5,123
3	293	0	27	106	426
4	1,849	1	123	4,018	5,991
5	1,581	0	46	655	2,282
6	3,711	1	116	4,053	7,881
7	3,305	0	68	1,482	4,855
8	1,233	0	47	703	1,983
9	8,933	0	185	4,397	13,515
10	3,949	2	197	3,097	7,245
11	5,588	0	218	5,034	10,840
12	1,716	0	73	1,571	3,360
13	3,544	0	152	5,796	9,492
14	610	31	15	383	1,039
15	1,395	10	122	2,197	3,724
16	124	0	8	104	236
17	1,679	1	68	4,182	5,930
18	4,597	7	85	3,241	7,930
19	4,099	4	100	1,925	6,128
20	1,197	0	9	4,150	5,356
Total	58,139	57	1,811	49,244	109,251

**CIRCUIT FAMILY COURT SPECIAL PROCEEDINGS,
JUVENILE DEPENDENCY
by Circuit
FY 2012-13**

Circuit	Juvenile Dependency							Total
	Shelter Petitions Filed	Shelter Petitions Disposed	Adoption Petitions Arising out of Chapter 39 Filed	Adoption Petitions Arising out of Chapter 39 Disposed	Reopenings	Judicial Review Hearings	Shelter Hearings	
1	428	426	52	52	5,605	2,591	441	9,595
2	81	85	1	1	2,000	549	83	2,800
3	108	87	26	20	89	427	86	843
4	422	410	251	243	1,790	2,344	535	5,995
5	769	732	120	103	1,513	3,197	714	7,148
6	1,090	1,078	116	84	1,771	4,003	1,550	9,692
7	367	441	147	126	2,079	2,514	344	6,018
8	192	171	2	2	607	619	199	1,792
9	551	536	138	141	3,142	2,243	653	7,404
10	351	344	105	107	2,297	3,460	348	7,012
11	1,024	282	224	233	3,774	2,939	1,528	10,004
12	290	129	77	74	1,175	1,692	444	3,881
13	818	927	207	206	543	3,298	1,019	7,018
14	214	199	42	42	1,925	954	229	3,605
15	493	504	139	120	649	1,927	536	4,368
16	41	41	2	3	8	184	39	318
17	772	707	164	142	1,269	3,795	1,044	7,893
18	460	458	25	23	3,031	2,583	602	7,182
19	301	274	37	56	2,026	1,841	454	4,989
20	448	415	84	86	1,320	1,860	538	4,751
Total	9,220	8,246	1,959	1,864	36,613	43,020	11,386	112,308

Circuit Family Court ♦ Other Statistics

**JUVENILE DELINQUENCY COMPLAINTS
by Circuit/County
FY 2012-13**

Circuit/County	Juvenile Delinquency		
	Complaints Filed	Complaints Disposed Prior to Petition	% Complaints Disposed Prior to Petition
Circuit 1	3,454	1,854	53.7%
Escambia	1,727	777	45.0%
Okaloosa	783	487	62.2%
Santa Rosa	453	128	28.3%
Walton	491	462	94.1%
Circuit 2	1,128	327	29.0%
Franklin	31	5	16.1%
Gadsden	91	2	2.2%
Jefferson	32	25	78.1%
Leon	872	283	32.5%
Liberty	26	2	7.7%
Wakulla	76	10	13.2%
Circuit 3	792	173	21.8%
Columbia	312	61	19.6%
Dixie	40	12	30.0%
Hamilton	55	18	32.7%
Lafayette	15	1	6.7%
Madison	133	68	51.1%
Suwannee	183	12	6.6%
Taylor	54	1	1.9%
Circuit 4	4,374	1,108	25.3%
Clay	860	48	5.6%
Duval	3,304	953	28.8%
Nassau	210	107	51.0%

JUVENILE DELINQUENCY COMPLAINTS
by Circuit/County
FY 2012-13

Circuit/County	Juvenile Delinquency		
	Complaints Filed	Complaints Disposed Prior to Petition	% Complaints Disposed Prior to Petition
Circuit 5	3,387	1,537	45.4%
Citrus	297	122	41.1%
Hernando	558	314	56.3%
Lake	1,248	583	46.7%
Marion	1,141	414	36.3%
Sumter	143	104	72.7%
Circuit 6	6,618	3,065	46.3%
Pasco	1,537	760	49.4%
Pinellas	5,081	2,305	45.4%
Circuit 7	3,889	1,894	48.7%
Flagler	391	64	16.4%
Putnam	551	165	29.9%
St. Johns	726	279	38.4%
Volusia	2,221	1,386	62.4%
Circuit 8	1,717	849	49.4%
Alachua	1,209	613	50.7%
Baker	103	26	25.2%
Bradford	135	88	65.2%
Gilchrist	49	13	26.5%
Levy	172	104	60.5%
Union	49	5	10.2%
Circuit 9	7,229	2,833	39.2%
Orange	5,796	2,069	35.7%
Osceola	1,433	764	53.3%

Circuit Family Court ♦ Other Statistics

**JUVENILE DELINQUENCY COMPLAINTS
by Circuit/County
FY 2012-13**

Circuit/County	Juvenile Delinquency		
	Complaints Filed	Complaints Disposed Prior to Petition	% Complaints Disposed Prior to Petition
Circuit 10	3,997	1,324	33.1%
Hardee	134	29	21.6%
Highlands	607	279	46.0%
Polk	3,256	1,016	31.2%
Circuit 11	5,853	1,914	32.7%
Miami-Dade	5,853	1,914	32.7%
Circuit 12	1,811	714	39.4%
Desoto	129	75	58.1%
Manatee	1,000	431	43.1%
Sarasota	682	208	30.5%
Circuit 13	5,313	2,594	48.8%
Hillsborough	5,313	2,594	48.8%
Circuit 14	1,201	548	45.6%
Bay	821	396	48.2%
Calhoun	30	8	26.7%
Gulf	21	12	57.1%
Holmes	97	45	46.4%
Jackson	134	76	56.7%
Washington	98	11	11.2%
Circuit 15	3,927	3,291	83.8%
Palm Beach	3,927	3,291	83.8%
Circuit 16	249	53	21.3%
Monroe	249	53	21.3%

**JUVENILE DELINQUENCY COMPLAINTS
by Circuit/County
FY 2012-13**

Circuit/County	Juvenile Delinquency		
	Complaints Filed	Complaints Disposed Prior to Petition	% Complaints Disposed Prior to Petition
Circuit 17	6,333	2,606	41.1%
Broward	6,333	2,606	41.1%
Circuit 18	3,185	1,655	52.0%
Brevard	1,759	1,034	58.8%
Seminole	1,426	621	43.5%
Circuit 19	2,593	449	17.3%
Indian River	565	201	35.6%
Martin	499	3	0.6%
Okeechobee	231	58	25.1%
St. Lucie	1,298	187	14.4%
Circuit 20	3,908	2,018	51.6%
Charlotte	680	561	82.5%
Collier	865	386	44.6%
Glades	26	4	15.4%
Hendry	243	85	35.0%
Lee	2,094	982	46.9%
Total	70,958	30,806	43.4%