

County Criminal Overview

The County Criminal division includes the following three categories of criminal offenses: misdemeanors and criminal traffic, county and municipal ordinances, and driving under the influence. Within these categories are the following case types:

Misdemeanor and Criminal Traffic - misdemeanors, worthless checks, and criminal traffic offenses

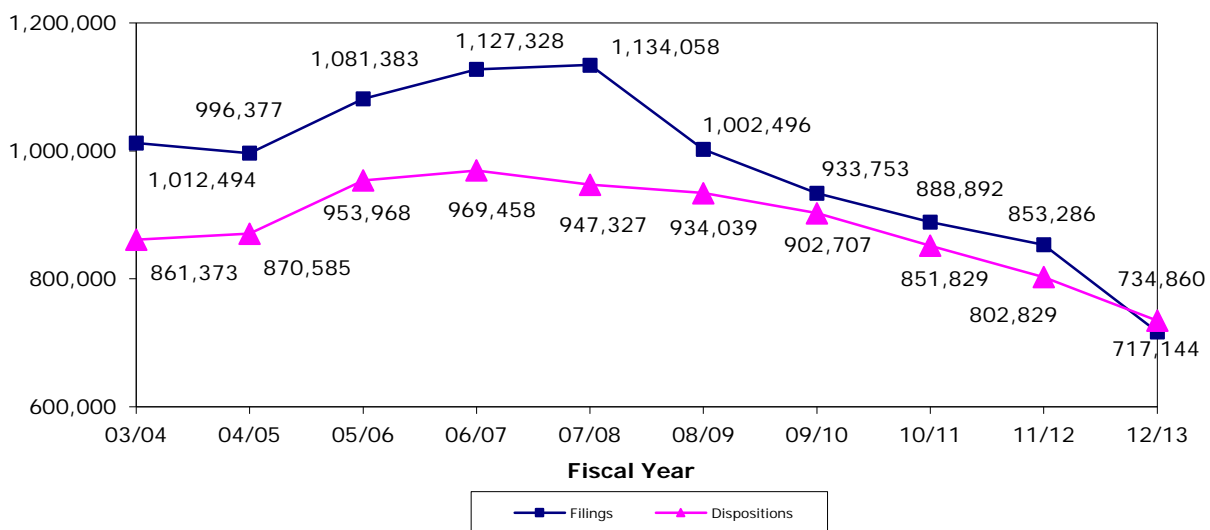
County and Municipal Ordinances - county ordinance and municipal ordinance offenses

Driving Under the Influence - driving under the influence (DUI) offenses

The Summary Reporting System does not directly capture criminal traffic and DUI cases. These data are reported independently by clerks of court to the Florida Court Clerks and Comptrollers (FCCC). The FCCC then provides these data to the Office of the State Courts Administrator.

In the County Criminal division, *filings* correspond to each defendant against whom a sworn complaint, notice to appear, information, or indictment is filed. *Citations* correspond to each official summons to appear in court. *Dispositions* correspond to each defendant for whom a final judicial decision is rendered terminating a criminal proceeding by an acquittal, a dismissal, or a judgment stating the specific sentence (in the case of a conviction). *Jury trials* are defined as trials in which a group of citizens is impaneled, selected, and sworn to determine the issues of fact in a case.

COUNTY CRIMINAL FILINGS AND DISPOSITIONS* FY 2003-04 to FY 2012-13



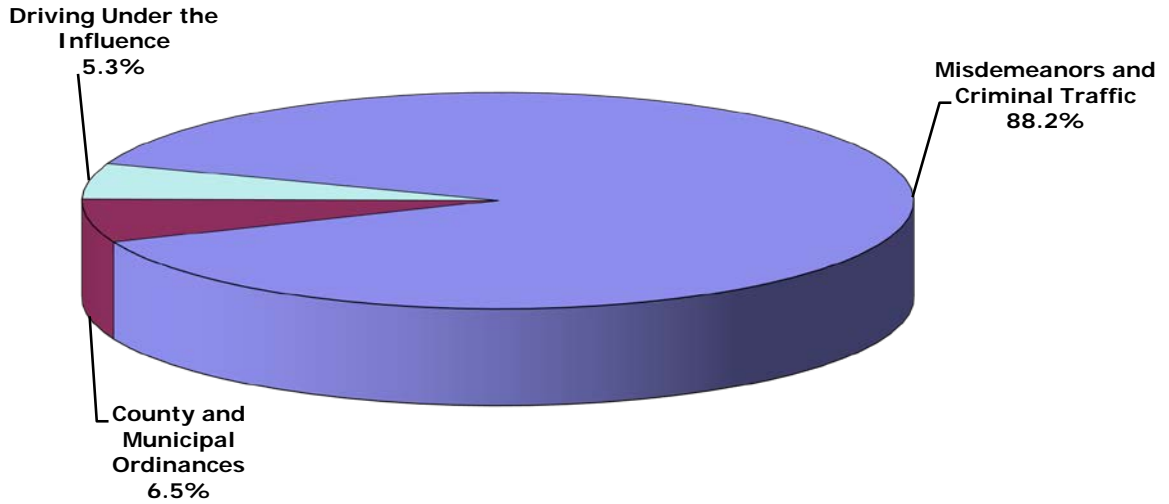
*For fiscal year 2008-09 and fiscal year 2012-13, the decrease in county criminal filings occurred in misdemeanors, criminal traffic, county ordinances, municipal ordinances, and driving under the influence case types.

COUNTY CRIMINAL FILINGS
Statewide by Category/Case Type and Month
FY 2012-13

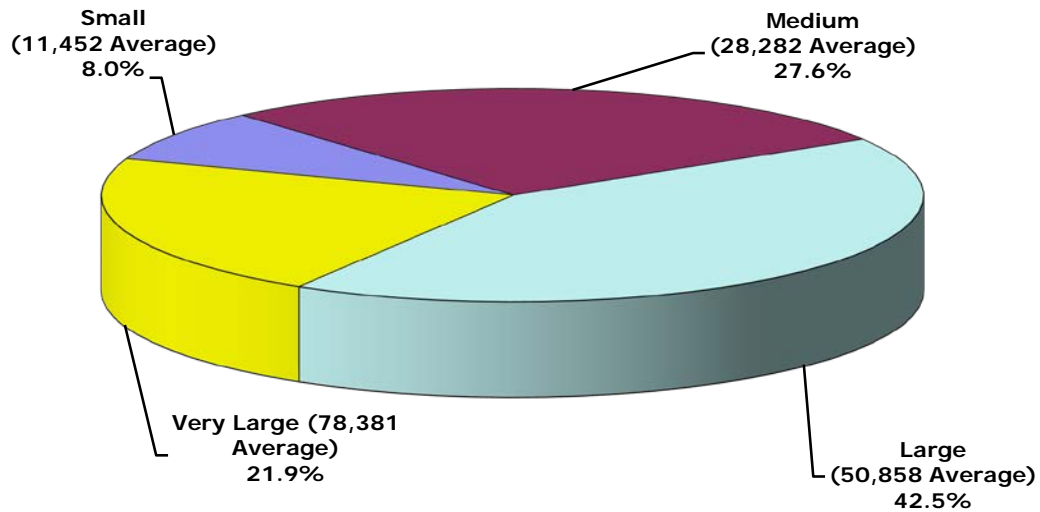
Category/ Case Type	Jul	Aug	Sep	Oct	Nov	Dec	Jan	Feb	Mar	Apr	May	Jun	Total
A. Misdemeanors and Criminal Traffic	56,877	54,522	53,139	54,674	51,077	48,687	53,547	48,865	56,139	52,319	53,938	48,402	632,186
1. Misdemeanors	26,961	25,349	25,050	26,245	23,652	23,408	25,480	23,166	28,752	26,835	28,379	25,190	308,467
2. Worthless Checks	771	982	882	941	708	719	759	808	736	742	711	674	9,433
3. Criminal Traffic	29,145	28,191	27,207	27,488	26,717	24,560	27,308	24,891	26,651	24,742	24,848	22,538	314,286
B. County and Municipal Ordinances	4,527	4,520	3,844	4,131	3,518	3,250	3,761	3,318	3,917	3,988	4,045	3,989	46,808
1. County Ordinances	1,734	1,636	1,345	1,318	1,135	1,015	1,227	1,247	1,477	1,447	1,545	1,468	16,594
2. Municipal Ordinances	2,793	2,884	2,499	2,813	2,383	2,235	2,534	2,071	2,440	2,541	2,500	2,521	30,214
C. Driving Under the Influence	3,555	3,534	3,512	3,114	3,260	3,495	3,062	2,975	3,497	2,832	2,773	2,541	38,150
1. Driving Under the Influence	3,555	3,534	3,512	3,114	3,260	3,495	3,062	2,975	3,497	2,832	2,773	2,541	38,150
Total	64,959	62,576	60,495	61,919	57,855	55,432	60,370	55,158	63,553	59,139	60,756	54,932	717,144

County Criminal ♦ Filings

**COUNTY CRIMINAL FILINGS
by Category
FY 2012-13**



**COUNTY CRIMINAL FILINGS
by Circuit Size*
FY 2012-13**



*Small Circuits - 2nd, 3rd, 8th, 14th, 16th;
 Medium Circuits - 1st, 5th, 7th, 10th, 12th, 18th, 19th;
 Large Circuits - 4th, 6th, 9th, 13th, 15th, 20th; and
 Very Large Circuits - 11th, 17th (as defined in the Glossary).

COUNTY CRIMINAL FILINGS
by Circuit and Case Type
FY 2012-13

Circuit	Misdemeanors	Worthless Checks	Criminal Traffic	County Ordinances	Municipal Ordinances	Driving Under the Influence	Total
1	12,975	1,219	9,100	553	177	1,849	25,873
2	6,591	1,017	5,168	16	85	762	13,639
3	3,204	195	2,331	37	1	315	6,083
4	20,635	59	14,922	166	4,330	2,897	43,009
5	12,067	546	10,057	96	383	2,074	25,223
6	22,185	1,079	15,717	2,327	4,116	3,274	48,698
7	20,997	1,601	15,099	463	1,601	1,532	41,293
8	9,678	1,089	5,750	12	404	1,068	18,001
9	21,531	0	19,114	1,553	2,128	3,563	47,889
10	14,305	995	10,218	2,567	316	1,083	29,484
11	31,668	23	66,451	665	500	2,427	101,734
12	10,194	15	9,376	197	1,249	1,333	22,364
13	20,498	262	33,128	1,390	963	2,303	58,544
14	9,238	714	4,536	69	342	923	15,822
15	22,630	5	35,523	1,194	2,025	2,929	64,306
16	2,527	24	535	74	401	154	3,715
17	20,469	28	24,197	437	7,820	2,077	55,028
18	20,647	121	11,032	121	349	1,983	34,253
19	9,472	46	6,356	911	982	1,719	19,486
20	16,956	395	15,676	3,746	2,042	3,885	42,700
Total	308,467	9,433	314,286	16,594	30,214	38,150	717,144

County Criminal ◆ Filings

COUNTY CRIMINAL FILINGS
by Circuit/County and Category
FY 2012-13

Circuit/County	Misdemeanors and Criminal Traffic	County and Municipal Ordinances	Driving Under the Influence	Total
Circuit 1	23,294	730	1,849	25,873
Escambia	10,655	142	541	11,338
Okaloosa	6,676	92	765	7,533
Santa Rosa	3,351	225	380	3,956
Walton	2,612	271	163	3,046
Circuit 2	12,776	101	762	13,639
Franklin	606	11	36	653
Gadsden	1,471	1	32	1,504
Jefferson	343	0	52	395
Leon	9,486	78	531	10,095
Liberty	184	11	20	215
Wakulla	686	0	91	777
Circuit 3	5,730	38	315	6,083
Columbia	2,162	16	133	2,311
Dixie	370	0	15	385
Hamilton	482	0	17	499
Lafayette	135	0	6	141
Madison	719	0	36	755
Suwannee	956	1	48	1,005
Taylor	906	21	60	987
Circuit 4	35,616	4,496	2,897	43,009
Clay	4,470	18	317	4,805
Duval	28,767	4,328	2,236	35,331
Nassau	2,379	150	344	2,873

COUNTY CRIMINAL FILINGS
by Circuit/County and Category
 FY 2012-13

Circuit/County	Misdemeanors and Criminal Traffic	County and Municipal Ordinances	Driving Under the Influence	Total
Circuit 5	22,670	479	2,074	25,223
Citrus	2,407	96	200	2,703
Hernando	4,086	4	345	4,435
Lake	6,742	59	705	7,506
Marion	7,914	320	709	8,943
Sumter	1,521	0	115	1,636
Circuit 6	38,981	6,443	3,274	48,698
Pasco	10,105	651	1,056	11,812
Pinellas	28,876	5,792	2,218	36,886
Circuit 7	37,697	2,064	1,532	41,293
Flagler	3,356	0	174	3,530
Putnam	3,612	4	105	3,721
St. Johns	4,726	335	307	5,368
Volusia	26,003	1,725	946	28,674
Circuit 8	16,517	416	1,068	18,001
Alachua	12,332	410	819	13,561
Baker	1,033	0	55	1,088
Bradford	1,298	0	72	1,370
Gilchrist	367	5	26	398
Levy	1,121	1	72	1,194
Union	366	0	24	390
Circuit 9	40,645	3,681	3,563	47,889
Orange	29,519	3,539	2,764	35,822
Osceola	11,126	142	799	12,067

County Criminal ◆ Filings

**COUNTY CRIMINAL FILINGS
by Circuit/County and Category
FY 2012-13**

Circuit/County	Misdemeanors and Criminal Traffic	County and Municipal Ordinances	Driving Under the Influence	Total
Circuit 10	25,518	2,883	1,083	29,484
Hardee	1,096	140	32	1,268
Highlands	2,176	0	180	2,356
Polk	22,246	2,743	871	25,860
Circuit 11	98,142	1,165	2,427	101,734
Miami-Dade	98,142	1,165	2,427	101,734
Circuit 12	19,585	1,446	1,333	22,364
Desoto	870	2	67	939
Manatee	8,740	221	450	9,411
Sarasota	9,975	1,223	816	12,014
Circuit 13	53,888	2,353	2,303	58,544
Hillsborough	53,888	2,353	2,303	58,544
Circuit 14	14,488	411	923	15,822
Bay	11,217	406	737	12,360
Calhoun	237	3	13	253
Gulf	348	2	44	394
Holmes	658	0	28	686
Jackson	1,505	0	76	1,581
Washington	523	0	25	548
Circuit 15	58,158	3,219	2,929	64,306
Palm Beach	58,158	3,219	2,929	64,306
Circuit 16	3,086	475	154	3,715
Monroe	3,086	475	154	3,715

COUNTY CRIMINAL FILINGS
by Circuit/County and Category
 FY 2012-13

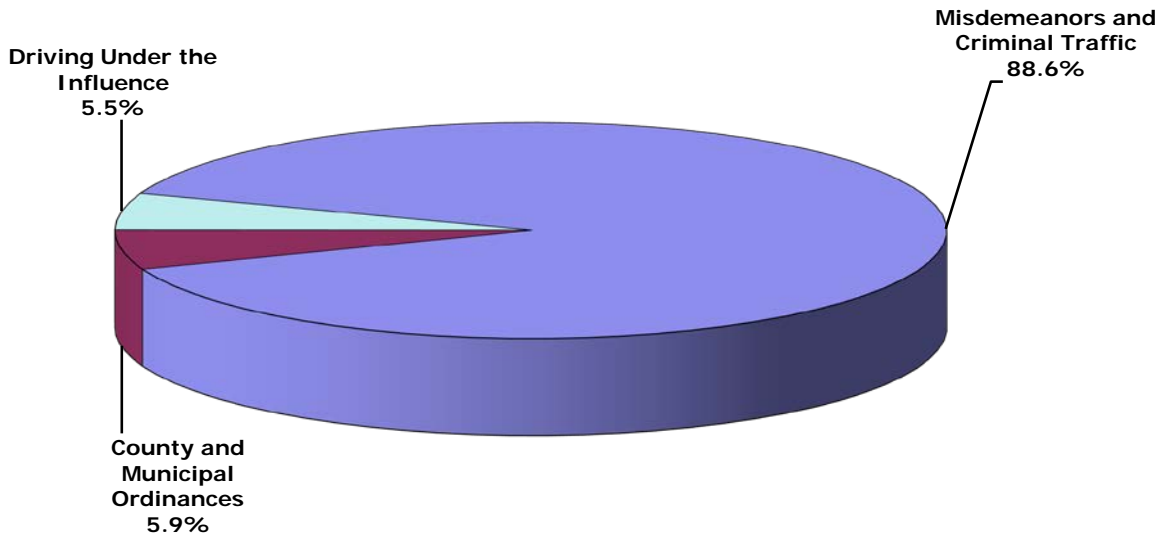
Circuit/County	Misdemeanors and Criminal Traffic	County and Municipal Ordinances	Driving Under the Influence	Total
Circuit 17	44,694	8,257	2,077	55,028
Broward	44,694	8,257	2,077	55,028
Circuit 18	31,800	470	1,983	34,253
Brevard	18,527	383	1,531	20,441
Seminole	13,273	87	452	13,812
Circuit 19	15,874	1,893	1,719	19,486
Indian River	2,322	16	211	2,549
Martin	5,100	690	739	6,529
Okeechobee	1,520	0	91	1,611
St. Lucie	6,932	1,187	678	8,797
Circuit 20	33,027	5,788	3,885	42,700
Charlotte	5,082	3	360	5,445
Collier	7,466	336	1,064	8,866
Glades	364	0	13	377
Hendry	1,997	31	175	2,203
Lee	18,118	5,418	2,273	25,809
Total	632,186	46,808	38,150	717,144

County Criminal ♦ Dispositions

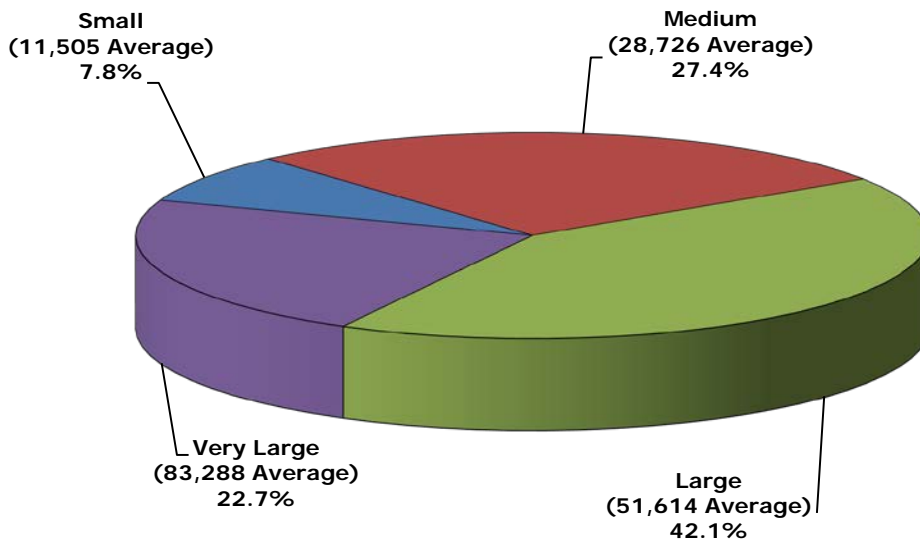
COUNTY CRIMINAL DISPOSITIONS
Statewide by Category/Case Type and Month
FY 2012-13

Category/ Case Type	Jul	Aug	Sep	Oct	Nov	Dec	Jan	Feb	Mar	Apr	May	Jun	Total
A. Misdemeanors and Criminal Traffic	53,213	54,524	50,760	61,595	49,095	46,235	57,298	51,939	54,262	61,455	58,214	52,227	650,817
1. Misdemeanors	24,219	23,200	22,583	26,569	21,584	20,003	25,929	22,457	24,234	28,035	26,459	24,524	289,796
2. Worthless Checks	767	747	802	1,067	737	801	928	771	891	880	853	680	9,924
3. Criminal Traffic	28,227	30,577	27,375	33,959	26,774	25,431	30,441	28,711	29,137	32,540	30,902	27,023	351,097
B. County and Municipal Ordinances	3,755	3,881	3,809	3,981	3,260	3,217	3,558	3,193	3,624	3,718	4,044	3,573	43,613
1. County Ordinances	1,373	1,360	1,422	1,333	997	1,069	1,057	1,069	1,121	1,308	1,395	1,258	14,762
2. Municipal Ordinances	2,382	2,521	2,387	2,648	2,263	2,148	2,501	2,124	2,503	2,410	2,649	2,315	28,851
C. Driving Under the Influence	3,091	3,603	3,256	3,851	3,228	2,656	3,700	3,445	3,326	3,455	3,538	3,281	40,430
1. Driving Under the Influence	3,091	3,603	3,256	3,851	3,228	2,656	3,700	3,445	3,326	3,455	3,538	3,281	40,430
Total	60,059	62,008	57,825	69,427	55,583	52,108	64,556	58,577	61,212	68,628	65,796	59,081	734,860

COUNTY CRIMINAL DISPOSITIONS by Category FY 2012-13



COUNTY CRIMINAL DISPOSITIONS by Circuit Size* FY 2012-13



*Small Circuits - 2nd, 3rd, 8th, 14th, 16th;
Medium Circuits - 1st, 5th, 7th, 10th, 12th, 18th, 19th;
Large Circuits - 4th, 6th, 9th, 13th, 15th, 20th; and
Very Large Circuits - 11th, 17th (as defined in the Glossary).

County Criminal ♦ Dispositions

**COUNTY CRIMINAL DISPOSITIONS
by Circuit and Case Type
FY 2012-13**

Circuit	Misdemeanors	Worthless Checks	Criminal Traffic	County Ordinances	Municipal Ordinances	Driving Under the Influence	Total
1	12,885	1,271	10,379	501	111	1,770	26,917
2	5,770	1,098	5,819	6	64	732	13,489
3	2,828	234	2,605	38	1	318	6,024
4	18,873	274	20,757	160	3,519	2,870	46,453
5	11,515	553	10,241	100	390	2,044	24,843
6	21,137	1,077	17,839	2,371	4,786	4,117	51,327
7	20,274	1,156	16,112	418	2,106	1,577	41,643
8	9,710	648	6,541	9	529	1,194	18,631
9	21,870	5	18,060	1,639	2,028	3,414	47,016
10	13,160	1,268	11,814	2,147	304	1,266	29,959
11	25,188	21	78,014	593	459	3,346	107,621
12	9,328	90	11,942	176	1,161	1,634	24,331
13	21,541	316	35,765	1,468	990	2,349	62,429
14	8,939	947	5,046	76	355	771	16,134
15	22,987	9	34,149	921	1,985	2,352	62,403
16	1,903	19	693	50	368	212	3,245
17	18,295	42	29,090	516	7,624	3,388	58,955
18	20,098	492	11,314	135	269	1,856	34,164
19	8,949	132	7,426	608	374	1,734	19,223
20	14,546	272	17,491	2,830	1,428	3,486	40,053
Total	289,796	9,924	351,097	14,762	28,851	40,430	734,860

COUNTY CRIMINAL DISPOSITIONS
by Circuit/County and Category
FY 2012-13

Circuit/County	Misdemeanors and Criminal Traffic	County and Municipal Ordinances	Driving Under the Influence	Total
Circuit 1	24,535	612	1,770	26,917
Escambia	11,075	116	603	11,794
Okaloosa	7,203	51	629	7,883
Santa Rosa	3,736	206	383	4,325
Walton	2,521	239	155	2,915
Circuit 2	12,687	70	732	13,489
Franklin	583	5	28	616
Gadsden	1,627	2	32	1,661
Jefferson	302	0	46	348
Leon	9,434	59	529	10,022
Liberty	132	4	19	155
Wakulla	609	0	78	687
Circuit 3	5,667	39	318	6,024
Columbia	2,046	17	134	2,197
Dixie	390	0	21	411
Hamilton	517	0	20	537
Lafayette	158	0	4	162
Madison	704	0	42	746
Suwannee	991	1	42	1,034
Taylor	861	21	55	937
Circuit 4	39,904	3,679	2,870	46,453
Clay	4,455	18	291	4,764
Duval	32,466	3,517	2,285	38,268
Nassau	2,983	144	294	3,421

County Criminal ♦ Dispositions

COUNTY CRIMINAL DISPOSITIONS
by Circuit/County and Category
FY 2012-13

Circuit/County	Misdemeanors and Criminal Traffic	County and Municipal Ordinances	Driving Under the Influence	Total
Circuit 5	22,309	490	2,044	24,843
Citrus	2,235	109	189	2,533
Hernando	3,542	3	329	3,874
Lake	6,845	62	713	7,620
Marion	8,140	316	726	9,182
Sumter	1,547	0	87	1,634
Circuit 6	40,053	7,157	4,117	51,327
Pasco	10,570	710	1,402	12,682
Pinellas	29,483	6,447	2,715	38,645
Circuit 7	37,542	2,524	1,577	41,643
Flagler	2,709	0	120	2,829
Putnam	3,000	5	89	3,094
St. Johns	5,335	370	276	5,981
Volusia	26,498	2,149	1,092	29,739
Circuit 8	16,899	538	1,194	18,631
Alachua	12,958	537	944	14,439
Baker	948	0	55	1,003
Bradford	1,177	0	79	1,256
Gilchrist	233	0	19	252
Levy	1,216	1	79	1,296
Union	367	0	18	385
Circuit 9	39,935	3,667	3,414	47,016
Orange	30,678	3,542	2,683	36,903
Osceola	9,257	125	731	10,113

COUNTY CRIMINAL DISPOSITIONS
by Circuit/County and Category
FY 2012-13

Circuit/County	Misdemeanors and Criminal Traffic	County and Municipal Ordinances	Driving Under the Influence	Total
Circuit 10	26,242	2,451	1,266	29,959
Hardee	1,100	92	29	1,221
Highlands	2,081	0	188	2,269
Polk	23,061	2,359	1,049	26,469
Circuit 11	103,223	1,052	3,346	107,621
Miami-Dade	103,223	1,052	3,346	107,621
Circuit 12	21,360	1,337	1,634	24,331
Desoto	828	1	68	897
Manatee	9,010	186	554	9,750
Sarasota	11,522	1,150	1,012	13,684
Circuit 13	57,622	2,458	2,349	62,429
Hillsborough	57,622	2,458	2,349	62,429
Circuit 14	14,932	431	771	16,134
Bay	11,691	428	631	12,750
Calhoun	277	2	12	291
Gulf	360	1	27	388
Holmes	764	0	18	782
Jackson	1,348	0	56	1,404
Washington	492	0	27	519
Circuit 15	57,145	2,906	2,352	62,403
Palm Beach	57,145	2,906	2,352	62,403
Circuit 16	2,615	418	212	3,245
Monroe	2,615	418	212	3,245

County Criminal ♦ Dispositions

**COUNTY CRIMINAL DISPOSITIONS
by Circuit/County and Category
FY 2012-13**

Circuit/County	Misdemeanors and Criminal Traffic	County and Municipal Ordinances	Driving Under the Influence	Total
Circuit 17	47,427	8,140	3,388	58,955
Broward	47,427	8,140	3,388	58,955
Circuit 18	31,904	404	1,856	34,164
Brevard	18,075	341	1,288	19,704
Seminole	13,829	63	568	14,460
Circuit 19	16,507	982	1,734	19,223
Indian River	2,030	19	199	2,248
Martin	5,451	589	734	6,774
Okeechobee	1,295	0	94	1,389
St. Lucie	7,731	374	707	8,812
Circuit 20	32,309	4,258	3,486	40,053
Charlotte	5,508	1	374	5,883
Collier	7,739	390	925	9,054
Glades	400	0	12	412
Hendry	1,729	6	145	1,880
Lee	16,933	3,861	2,030	22,824
Total	650,817	43,613	40,430	734,860

COUNTY CRIMINAL DISPOSITIONS
Statewide by Disposition Type and Case Type
FY 2012-13

Disposition Type	Misdemeanors	Worthless Checks	County Ordinances	Municipal Ordinances	Total
A. Before Trial	286,398	9,900	14,373	28,200	338,871
1. No File	46,825	1,208	395	1,940	50,368
2. Speedy Trial	12	0	1	0	13
3. Dismissed	41,183	2,865	3,391	2,933	50,372
4. Transferred	1,414	1	2	6	1,423
5. Plea	165,301	3,824	10,202	20,634	199,961
6. Other*	31,663	2,002	382	2,687	36,734
B. After Trial Non-Jury	1,979	24	384	618	3,005
1. Acquittal/Dismissal	437	2	93	84	616
2. Plea	904	19	32	340	1,295
3. Conviction	638	3	259	194	1,094
C. After Trial Jury	1,419	0	5	33	1,457
1. Acquittal/Dismissal	723	0	0	6	729
2. Plea	91	0	3	16	110
3. Conviction	605	0	2	11	618
Total	289,796	9,924	14,762	28,851	343,333

COUNTY CRIMINAL TRAFFIC DISPOSITIONS
Statewide by Disposition Type and Case Type
FY 2012-13

Disposition Type	Criminal Traffic	Driving Under the Influence	Total
A. Disposed by Judge (no trial)	243,814	30,963	274,777
B. Disposed by Jury	320	698	1,018
C. Disposed by Non-Jury	21,969	2,150	24,119
D. Disposed by Other	84,994	6,619	91,613
Total	351,097	40,430	391,527

*The disposition type "Other" is used to report cases as disposed for: defendants placed on deferred prosecution or other pretrial diversion or probation programs approved after an information or an indictment is filed, defendants declared mentally or physically unable to stand trial, cases disposed upon estreatment of a bond, cases that are nolle prosequi (no further prosecution) for administrative reasons, or similar matters.

County Criminal ♦ Dispositions

COUNTY CRIMINAL JURY TRIAL DISPOSITIONS*
by Circuit/County and Category
FY 2012-13

Circuit (Circuit Seat)	Acquittals/Dismissals	Pleas	Convictions	Total
First (Pensacola)	27	0	29	56
Second (Tallahassee)	25	0	24	49
Third (Lake City)	6	0	2	8
Fourth (Jacksonville)	7	6	15	28
Fifth (Tavares)	37	1	18	56
Sixth (Clearwater)	55	2	50	107
Seventh (Daytona Beach)	14	5	15	34
Eighth (Gainesville)	24	6	12	42
Ninth (Orlando)	93	7	57	157
Tenth (Bartow)	68	4	58	130
Eleventh (Miami-Dade)	86	8	148	242
Twelfth (Sarasota)	15	2	20	37
Thirteenth (Tampa)	31	3	9	43
Fourteenth (Panama City)	4	1	5	10
Fifteenth (West Palm Beach)	62	15	39	116
Sixteenth (Key West)	13	4	8	25
Seventeenth (Ft. Lauderdale)	55	18	20	93
Eighteenth (Sanford)	72	19	31	122
Nineteenth (Ft. Pierce)	12	5	17	34
Twentieth (Ft. Myers)	23	4	41	68
Total	729	110	618	1,457

*Detail jury trial statistics are not available for county criminal traffic. As a result, criminal traffic and DUI dispositions are not included.

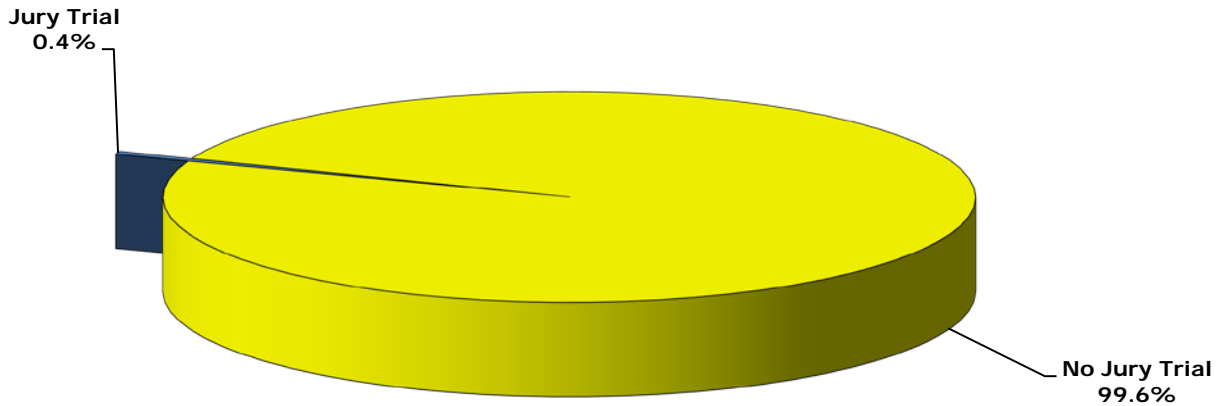
**COUNTY CRIMINAL JURY TRIAL AND
GUILTY DISPOSITION RATES*
by Circuit
FY 2012-13**

Circuit (Circuit Seat)	Jury Trials (includes Acquittal/ Dismissal, Pleas, and Convictions)	Total Dispositions	Jury Trial Rates	Guilty Dispositions (includes Total Pleas and Convictions)	Total Dispositions (excludes No Files, Transferred, and Other)	Guilty Disposition Rates
First (Pensacola)	56	14,768	0.4%	8,859	11,726	75.6%
Second (Tallahassee)	49	6,938	0.7%	3,268	3,885	84.1%
Third (Lake City)	8	3,101	0.3%	1,891	2,462	76.8%
Fourth (Jacksonville)	28	22,826	0.1%	17,750	19,467	91.2%
Fifth (Tavares)	56	12,558	0.4%	8,052	9,125	88.2%
Sixth (Clearwater)	107	29,371	0.4%	20,924	21,908	95.5%
Seventh (Daytona Beach)	34	23,954	0.1%	13,141	17,352	75.7%
Eighth (Gainesville)	42	10,896	0.4%	4,634	6,399	72.4%
Ninth (Orlando)	157	25,542	0.6%	12,211	15,399	79.3%
Tenth (Bartow)	130	16,879	0.8%	10,030	12,773	78.5%
Eleventh (Miami-Dade)	242	26,261	0.9%	15,950	23,217	68.7%
Twelfth (Sarasota)	37	10,755	0.3%	6,249	7,046	88.7%
Thirteenth (Tampa)	43	24,315	0.2%	12,136	20,941	58.0%
Fourteenth (Panama City)	10	10,317	0.1%	4,980	5,187	96.0%
Fifteenth (West Palm Beach)	116	25,902	0.4%	13,529	18,058	74.9%
Sixteenth (Key West)	25	2,340	1.1%	1,927	2,089	92.2%
Seventeenth (Ft. Lauderdale)	93	26,477	0.4%	16,933	18,090	93.6%
Eighteenth (Sanford)	122	20,994	0.6%	12,172	16,481	73.9%
Nineteenth (Ft. Pierce)	34	10,063	0.3%	6,176	8,285	74.5%
Twentieth (Ft. Myers)	68	19,076	0.4%	12,266	14,918	82.2%
Total	1,457	343,333	0.4%	203,078	254,808	79.7%

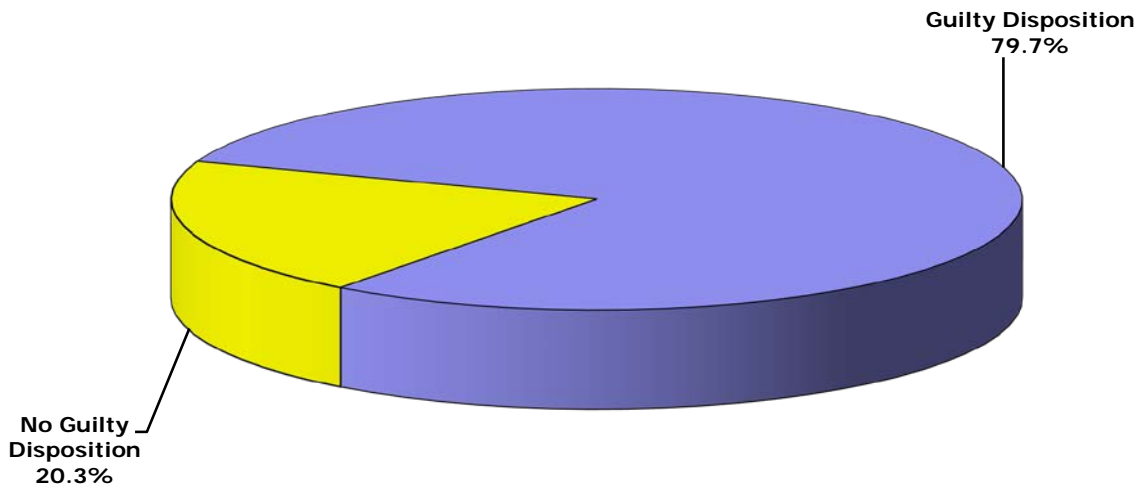
*Jury trial and guilty disposition rates are not intended as a measure of efficiency of the judiciary, state attorneys, or public defenders. In addition, detail jury trial statistics are not available for county criminal traffic. As a result, criminal traffic and DUI dispositions are not included.

County Criminal ♦ Dispositions

**COUNTY CRIMINAL JURY TRIAL RATE*
FY 2012-13**



**COUNTY CRIMINAL GUILTY DISPOSITION RATE*
FY 2012-13**



*Detail jury trial and guilty disposition statistics are not available for county criminal traffic. As a result, criminal traffic and DUI dispositions are not included.

The County Criminal division also includes other statistics such as clearance rates, reopenings, bond hearings, adversary preliminary hearings, probation revocation hearings, and post conviction relief motions. **These data are provided by the 67 clerks of court. However, dispositions and special proceedings data are not audited for accuracy by the OSCA.**

Clearance Rates - The clearance rate is a useful measure of the responsiveness of a court to the demand for services, and is nationally recognized as a measure of court performance. The rate is determined by dividing the total number of cases *disposed* by the total number of cases *filed* during a specific time period. If a court received 1,000 new cases a month and disposed of 900 cases within the same month, the clearance rate for that month would be 90%. A 100% clearance rate means that a court is disposing of at least as many cases as have been filed during the reporting period. Thus, where clearance rates exceed 100%, those circuits are actually disposing of cases more quickly than cases are being filed for the period in question.

Reopenings - A reopening occurs when a case that has previously been reported as disposed is resubmitted to the court through a motion or petition.

Bond Hearings - A bond hearing is a proceeding in which a judge considers a defendant's pretrial release status for the purpose of setting or modifying bond or other pretrial release status.

Adversary Preliminary Hearings - An adversary preliminary hearing is a proceeding in which a judge considers evidence presented to determine whether there is sufficient cause to hold the accused for trial.

Probation Revocation Hearings - A probation revocation hearing is a proceeding in which a judge determines whether a defendant's probation should be modified or revoked following an alleged violation.

Post Conviction Relief Motions - A post conviction relief motion is a motion to vacate, set aside, or correct a sentence pursuant to rule 3.850, Florida Rules of Criminal Procedure.

County Criminal ◆ Other Statistics

**COUNTY CRIMINAL CLEARANCE RATES
by Circuit
FY 2012-13**

Circuit	Filings	Dispositions	Clearance Rates
1	25,873	26,917	104.0%
2	13,639	13,489	98.9%
3	6,083	6,024	99.0%
4	43,009	46,453	108.0%
5	25,223	24,843	98.5%
6	48,698	51,327	105.4%
7	41,293	41,643	100.8%
8	18,001	18,631	103.5%
9	47,889	47,016	98.2%
10	29,484	29,959	101.6%
11	101,734	107,621	105.8%
12	22,364	24,331	108.8%
13	58,544	62,429	106.6%
14	15,822	16,134	102.0%
15	64,306	62,403	97.0%
16	3,715	3,245	87.3%
17	55,028	58,955	107.1%
18	34,253	34,164	99.7%
19	19,486	19,223	98.7%
20	42,700	40,053	93.8%
Total	717,144	734,860	102.5%

COUNTY CRIMINAL SPECIAL PROCEEDINGS
by Circuit
FY 2012-13

Circuit	Reopenings	Bond Hearings	Adversary Preliminary Hearings	Probation Revocation Hearings	Post Conviction Relief Motions	Total
1	678	52	0	2,901	38	3,669
2	965	3	0	580	3	1,551
3	244	1	0	626	0	871
4	840	126	0	1,985	81	3,032
5	1,437	55	0	1,985	5	3,482
6	304	2,508	3	3,301	8	6,124
7	672	1	0	2,411	1	3,085
8	3,030	306	0	1,552	4	4,892
9	2,343	116	0	191	21	2,671
10	2,450	127	1	1,730	10	4,318
11	0	73	0	556	320	949
12	1,052	70	0	2,074	6	3,202
13	1,535	658	0	1,078	0	3,271
14	851	1	0	863	0	1,715
15	1,219	107	0	1,091	19	2,436
16	0	16	0	4	0	20
17	8	135	0	1,013	0	1,156
18	3,144	140	0	2,524	3	5,811
19	2,926	4	0	877	1	3,808
20	1,378	392	0	3,889	150	5,809
Total	25,076	4,891	4	31,231	670	61,872