

**Overall Statistics**

Sections 26.031 and 34.022, Florida Statutes, specify the number of judges within each circuit and county. The following table reflects circuit and county judges authorized by the Florida Legislature for fiscal year 2012-13.

**CIRCUIT AND COUNTY COURT JUDGES  
by Circuit  
FY 2012-13**

Circuit (Circuit Seat)	Circuit Judges	County Judges	Total
First (Pensacola)	24	11	35
Second (Tallahassee)	16	10	26
Third (Lake City)	7	7	14
Fourth (Jacksonville)	35	20	55
Fifth (Tavares)	31	11	42
Sixth (Clearwater)	45	24	69
Seventh (Daytona Beach)	27	15	42
Eighth (Gainesville)	13	10	23
Ninth (Orlando)	43	22	65
Tenth (Bartow)	28	12	40
Eleventh (Miami-Dade)	80	43	123
Twelfth (Sarasota)	21	10	31
Thirteenth (Tampa)	45	17	62
Fourteenth (Panama City)	11	9	20
Fifteenth (West Palm Beach)	35	19	54
Sixteenth (Key West)	4	4	8
Seventeenth (Ft. Lauderdale)	58	32	90
Eighteenth (Sanford)	26	17	43
Nineteenth (Ft. Pierce)	19	10	29
Twentieth (Ft. Myers)	31	19	50
<b>Total</b>	<b>599</b>	<b>322</b>	<b>921</b>

**CIRCUIT AND COUNTY COURT JUDGES\***  
by Circuit and Division  
FY 2012-13

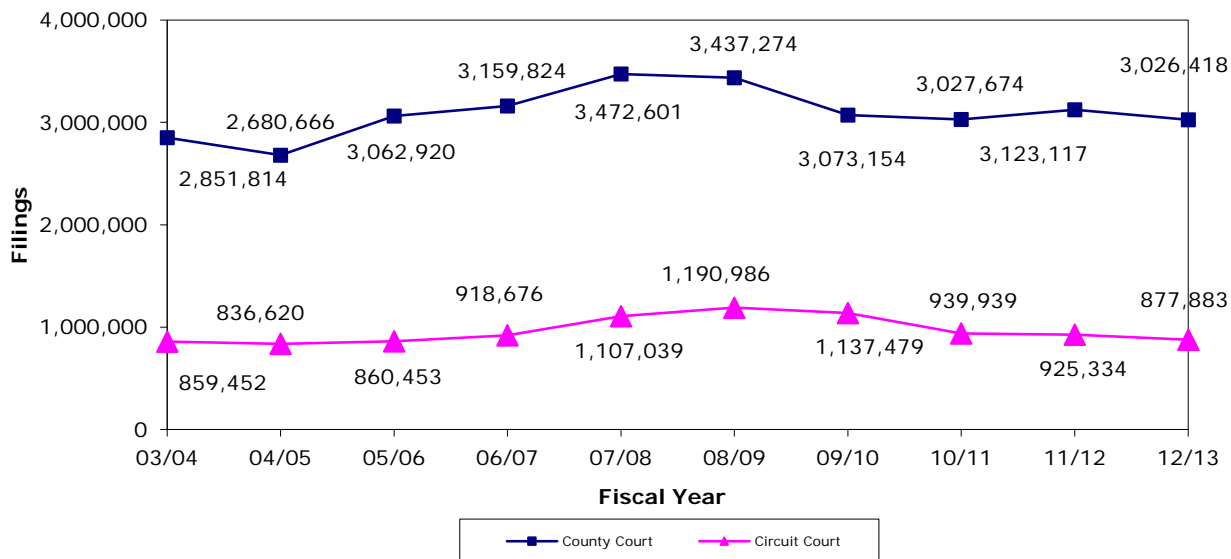
Circuit	Circuit Court						County Court				Total
	Administrative	Criminal	Civil	Family Court**	Probate	Total	Administrative	Criminal	Civil	Total	
1	0.4	7.6	4.8	10.0	1.3	24	0.0	8.0	3.1	11	35
2	0.6	5.4	4.2	5.2	0.7	16	0.4	6.1	3.5	10	26
3	0.3	2.1	1.9	2.5	0.2	7	0.1	4.3	2.7	7	14
4	1.5	10.2	9.3	12.7	1.3	35	0.2	13.6	6.2	20	55
5	0.0	9.0	8.0	12.0	2.0	31	0.0	6.0	5.0	11	42
6	0.8	13.7	11.5	16.4	2.8	45	0.0	13.9	10.1	24	69
7	0.1	8.5	6.0	10.0	2.4	27	0.1	8.7	6.2	15	42
8	0.6	4.5	2.8	4.5	0.7	13	0.2	6.9	2.9	10	23
9	1.0	15.0	10.5	15.0	1.5	43	0.3	17.0	4.8	22	65
10	0.6	9.0	6.5	10.4	1.6	28	0.1	8.1	3.8	12	40
11	2.7	26.5	24.4	22.5	4.0	80	1.8	23.2	18.0	43	123
12	0.5	6.8	4.8	7.4	1.5	21	0.0	6.9	3.1	10	31
13	1.8	14.4	12.3	15.5	1.1	45	0.3	8.6	8.1	17	62
14	0.4	2.9	2.9	4.4	0.3	11	0.0	4.5	4.5	9	20
15	1.0	9.0	11.0	10.5	3.5	35	0.0	10.6	8.5	19	54
16	0.0	0.9	1.3	1.8	0.1	4	0.0	2.8	1.2	4	8
17	1.0	18.0	17.5	19.0	2.5	58	0.0	19.5	12.5	32	90
18	0.8	9.9	5.0	9.2	1.2	26	0.0	12.7	4.3	17	43
19	0.3	7.0	4.1	6.9	0.8	19	0.0	5.4	4.6	10	29
20	0.5	8.6	9.5	10.1	2.2	31	0.2	12.6	6.2	19	50
<b>Total</b>	<b>14.9</b>	<b>188.8</b>	<b>158.1</b>	<b>205.7</b>	<b>31.4</b>	<b>599</b>	<b>3.5</b>	<b>199.3</b>	<b>119.2</b>	<b>322</b>	<b>921</b>

\*These data are reported annually by each circuit in the judgeship needs application.

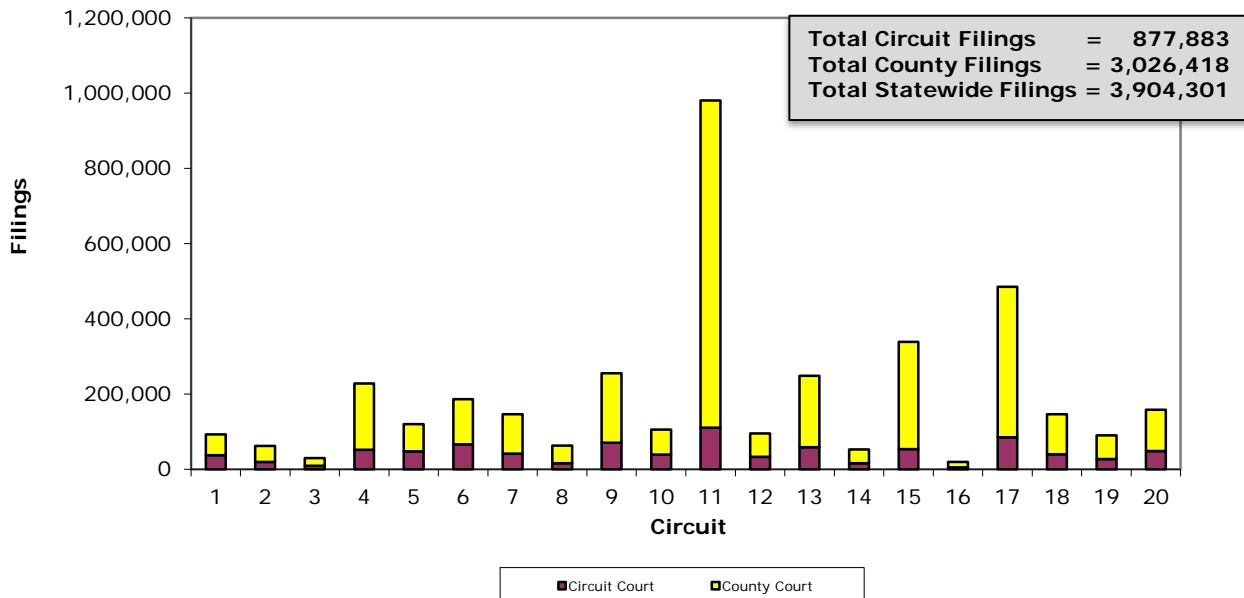
\*\*Family Court includes domestic relations, juvenile delinquency, juvenile dependency, and termination of parental rights.

Overall Statistics **◆ Filings**

**CIRCUIT AND COUNTY COURT FILINGS**  
FY 2003-04 to FY 2012-13



**CIRCUIT AND COUNTY COURT FILINGS**  
by Circuit  
FY 2012-13



**CIRCUIT AND COUNTY COURT FILINGS**  
**Statewide by Division and Month**  
**FY 2012-13**

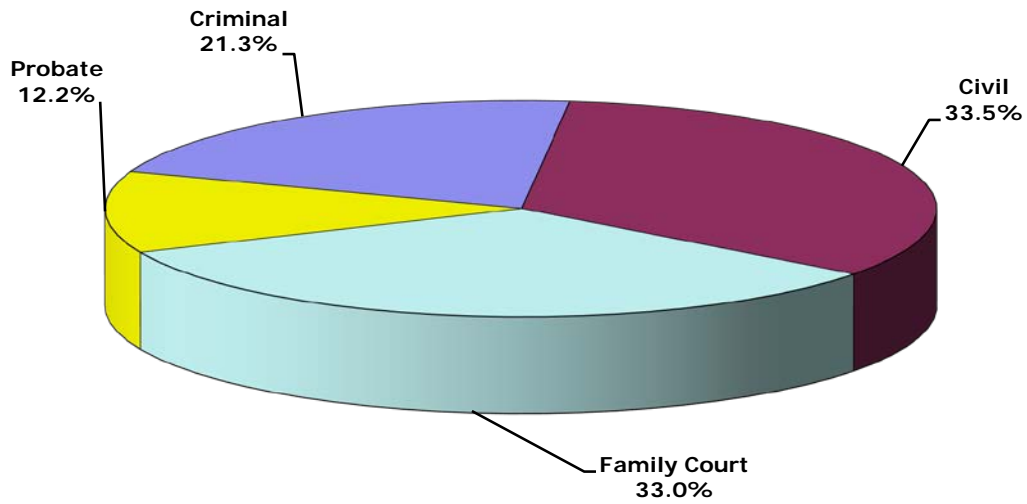
Division	Jul	Aug	Sep	Oct	Nov	Dec	Jan	Feb	Mar	Apr	May	Jun	Total
<b>A. Circuit Court</b>	75,530	80,687	67,258	80,928	67,705	63,727	75,847	71,029	74,273	74,078	76,936	69,885	877,883
1. Criminal	16,560	17,154	14,609	17,484	14,730	13,605	16,301	14,818	15,009	16,029	15,957	14,589	186,845
2. Civil	26,399	29,206	22,865	28,102	23,395	22,466	25,625	23,579	24,743	20,906	23,876	23,090	294,252
3. Family Court*	23,907	25,265	21,951	25,939	21,552	19,947	24,734	23,862	25,132	26,918	27,124	23,282	289,613
4. Probate	8,664	9,062	7,833	9,403	8,028	7,709	9,187	8,770	9,389	10,225	9,979	8,924	107,173
<b>B. County Court</b>	261,138	263,882	254,344	268,688	266,861	238,925	268,838	236,126	267,179	235,441	248,791	216,205	3,026,418
1. Criminal	64,959	62,576	60,495	61,919	57,855	55,432	60,370	55,158	63,553	59,139	60,756	54,932	717,144
2. Civil**	196,179	201,306	193,849	206,769	209,006	183,493	208,468	180,968	203,626	176,302	188,035	161,273	2,309,274
<b>Total</b>	<b>336,668</b>	<b>344,569</b>	<b>321,602</b>	<b>349,616</b>	<b>334,566</b>	<b>302,652</b>	<b>344,685</b>	<b>307,155</b>	<b>341,452</b>	<b>309,519</b>	<b>325,727</b>	<b>286,090</b>	<b>3,904,301</b>

\*Family Court filings include domestic relations, juvenile delinquency, juvenile dependency, and termination of parental rights.

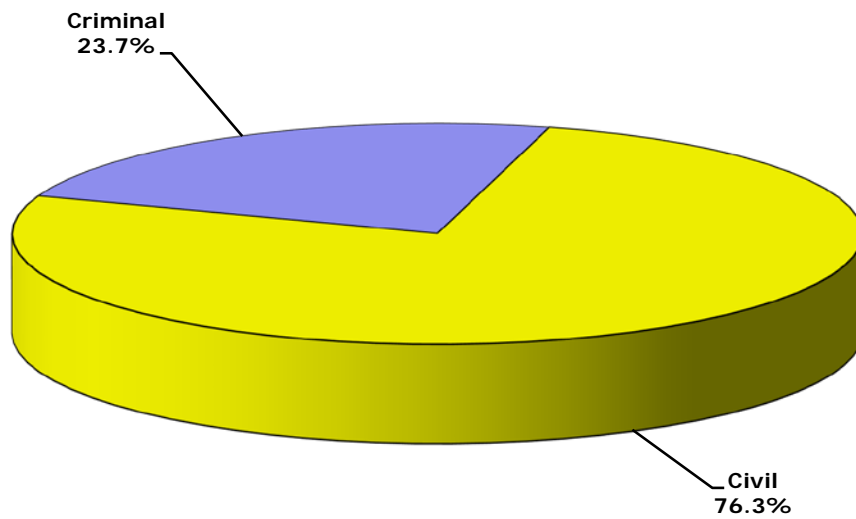
\*\*These data do not include all civil traffic infractions reported to the Florida Court Clerks and Comptrollers by the clerks of court. They only represent those civil traffic infraction filings presided over by a judge or hearing officer.

Overall Statistics **◆ Filings**

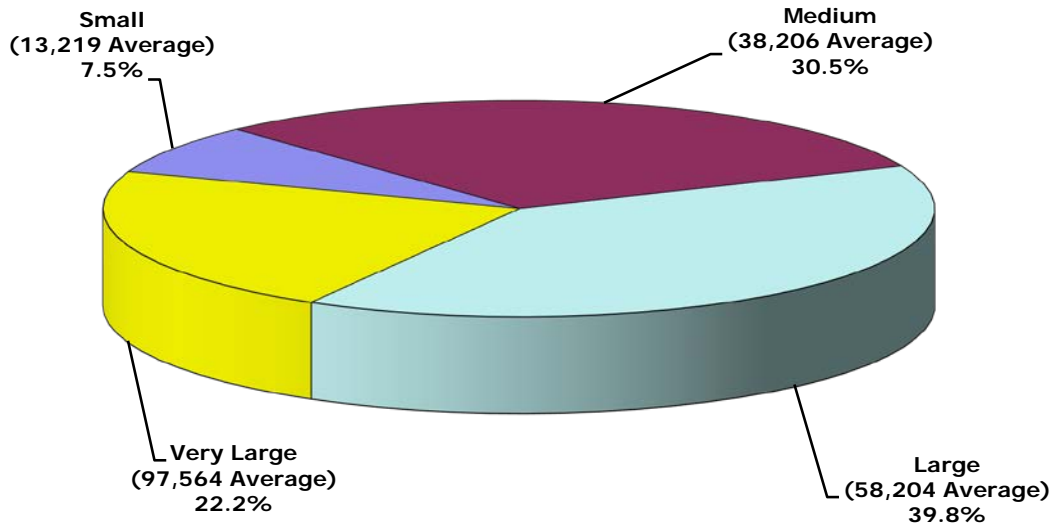
**CIRCUIT COURT FILINGS**  
by Division  
FY 2012-13



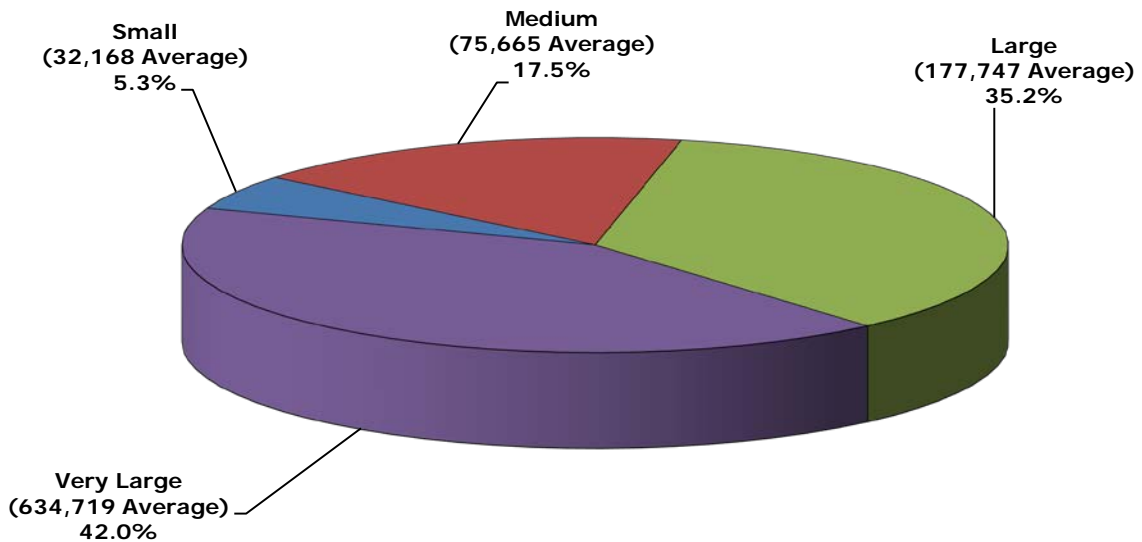
**COUNTY COURT FILINGS**  
by Division  
FY 2012-13



**CIRCUIT COURT FILINGS**  
by Circuit Size\*  
FY 2012-13



**COUNTY COURT FILINGS**  
by Circuit Size\*  
FY 2012-13



\*Small Circuits - 2nd, 3rd, 8th, 14th, 16th;  
Medium Circuits - 1st, 5th, 7th, 10th, 12th, 18th, 19th;  
Large Circuits - 4th, 6th, 9th, 13th, 15th, 20th; and  
Very Large Circuits - 11th, 17th (as defined in the Glossary).

**Overall Statistics** ◆ **Filings**

**CIRCUIT AND COUNTY COURT FILINGS**  
**by Circuit/County and Division**  
**FY 2012-13**

Circuit/County	Circuit Court					County Court			Total
	Criminal	Civil	Family Court*	Probate	Total	Criminal	Civil**	Total	
<b>Circuit 1</b>	<b>11,591</b>	<b>8,266</b>	<b>13,136</b>	<b>4,763</b>	<b>37,756</b>	<b>25,873</b>	<b>29,327</b>	<b>55,200</b>	<b>92,956</b>
Escambia	6,907	3,288	6,141	2,753	19,089	11,338	11,138	22,476	41,565
Okaloosa	2,458	2,248	3,626	1,140	9,472	7,533	9,285	16,818	26,290
Santa Rosa	1,518	1,647	2,323	611	6,099	3,956	6,250	10,206	16,305
Walton	708	1,083	1,046	259	3,096	3,046	2,654	5,700	8,796
<b>Circuit 2</b>	<b>4,819</b>	<b>5,449</b>	<b>5,831</b>	<b>3,136</b>	<b>19,235</b>	<b>13,639</b>	<b>28,876</b>	<b>42,515</b>	<b>61,750</b>
Franklin	348	248	279	81	956	653	728	1,381	2,337
Gadsden	461	445	706	494	2,106	1,504	4,158	5,662	7,768
Jefferson	155	111	160	67	493	395	1,421	1,816	2,309
Leon	3,280	4,058	3,908	2,355	13,601	10,095	20,874	30,969	44,570
Liberty	131	91	150	25	397	215	334	549	946
Wakulla	444	496	628	114	1,682	777	1,361	2,138	3,820
<b>Circuit 3</b>	<b>2,519</b>	<b>1,873</b>	<b>4,161</b>	<b>1,093</b>	<b>9,646</b>	<b>6,083</b>	<b>13,697</b>	<b>19,780</b>	<b>29,426</b>
Columbia	897	693	1,408	474	3,472	2,311	4,189	6,500	9,972
Dixie	128	98	300	83	609	385	1,134	1,519	2,128
Hamilton	223	258	317	47	845	499	1,399	1,898	2,743
Lafayette	57	64	167	26	314	141	258	399	713
Madison	303	186	370	100	959	755	3,918	4,673	5,632
Suwannee	576	362	1,104	218	2,260	1,005	1,656	2,661	4,921
Taylor	335	212	495	145	1,187	987	1,143	2,130	3,317
<b>Circuit 4</b>	<b>11,072</b>	<b>15,940</b>	<b>19,095</b>	<b>5,579</b>	<b>51,686</b>	<b>43,009</b>	<b>133,243</b>	<b>176,252</b>	<b>227,938</b>
Clay	2,178	2,418	3,129	575	8,300	4,805	8,058	12,863	21,163
Duval	8,166	12,657	14,728	4,776	40,327	35,331	122,642	157,973	198,300
Nassau	728	865	1,238	228	3,059	2,873	2,543	5,416	8,475

**CIRCUIT AND COUNTY COURT FILINGS**  
by Circuit/County and Division  
FY 2012-13

Circuit/County	Circuit Court					County Court			Total
	Criminal	Civil	Family Court*	Probate	Total	Criminal	Civil**	Total	
<b>Circuit 5</b>	<b>10,297</b>	<b>16,110</b>	<b>14,478</b>	<b>7,012</b>	<b>47,897</b>	<b>25,223</b>	<b>46,865</b>	<b>72,088</b>	<b>119,985</b>
Citrus	969	1,850	1,935	848	5,602	2,703	3,652	6,355	11,957
Hernando	2,573	3,121	2,531	1,903	10,128	4,435	10,750	15,185	25,313
Lake	2,554	4,240	4,000	1,650	12,444	7,506	16,681	24,187	36,631
Marion	3,471	4,886	5,269	2,232	15,858	8,943	12,104	21,047	36,905
Sumter	730	2,013	743	379	3,865	1,636	3,678	5,314	9,179
<b>Circuit 6</b>	<b>15,748</b>	<b>21,602</b>	<b>20,357</b>	<b>8,778</b>	<b>66,485</b>	<b>48,698</b>	<b>71,266</b>	<b>119,964</b>	<b>186,449</b>
Pasco	4,180	7,738	6,966	2,552	21,436	11,812	20,215	32,027	53,463
Pinellas	11,568	13,864	13,391	6,226	45,049	36,886	51,051	87,937	132,986
<b>Circuit 7</b>	<b>9,688</b>	<b>12,811</b>	<b>14,048</b>	<b>5,471</b>	<b>42,018</b>	<b>41,293</b>	<b>63,235</b>	<b>104,528</b>	<b>146,546</b>
Flagler	799	1,492	1,343	538	4,172	3,530	4,230	7,760	11,932
Putnam	1,602	793	1,342	337	4,074	3,721	3,563	7,284	11,358
St. Johns	1,349	2,408	2,532	815	7,104	5,368	8,520	13,888	20,992
Volusia	5,938	8,118	8,831	3,781	26,668	28,674	46,922	75,596	102,264
<b>Circuit 8</b>	<b>4,307</b>	<b>3,605</b>	<b>6,037</b>	<b>2,189</b>	<b>16,138</b>	<b>18,001</b>	<b>29,054</b>	<b>47,055</b>	<b>63,193</b>
Alachua	2,496	2,261	3,607	1,594	9,958	13,561	23,017	36,578	46,536
Baker	425	279	686	158	1,548	1,088	1,193	2,281	3,829
Bradford	599	265	442	96	1,402	1,370	2,722	4,092	5,494
Gilchrist	155	149	326	73	703	398	437	835	1,538
Levy	429	492	738	184	1,843	1,194	1,309	2,503	4,346
Union	203	159	238	84	684	390	376	766	1,450
<b>Circuit 9</b>	<b>17,024</b>	<b>24,259</b>	<b>23,771</b>	<b>5,340</b>	<b>70,394</b>	<b>47,889</b>	<b>137,288</b>	<b>185,177</b>	<b>255,571</b>
Orange	14,158	18,763	19,069	4,246	56,236	35,822	112,379	148,201	204,437
Osceola	2,866	5,496	4,702	1,094	14,158	12,067	24,909	36,976	51,134



**Overall Statistics** ◆ **Filings**

**CIRCUIT AND COUNTY COURT FILINGS**  
**by Circuit/County and Division**  
**FY 2012-13**

Circuit/County	Circuit Court					County Court			Total
	Criminal	Civil	Family Court*	Probate	Total	Criminal	Civil**	Total	
<b>Circuit 10</b>	<b>9,510</b>	<b>9,532</b>	<b>14,961</b>	<b>4,815</b>	<b>38,818</b>	<b>29,484</b>	<b>37,350</b>	<b>66,834</b>	<b>105,652</b>
Hardee	451	212	522	99	1,284	1,268	1,562	2,830	4,114
Highlands	925	1,162	1,747	1,001	4,835	2,356	3,706	6,062	10,897
Polk	8,134	8,158	12,692	3,715	32,699	25,860	32,082	57,942	90,641
<b>Circuit 11</b>	<b>17,393</b>	<b>47,882</b>	<b>33,631</b>	<b>11,391</b>	<b>110,297</b>	<b>101,734</b>	<b>767,964</b>	<b>869,698</b>	<b>979,995</b>
Miami-Dade	17,393	47,882	33,631	11,391	110,297	101,734	767,964	869,698	979,995
<b>Circuit 12</b>	<b>7,389</b>	<b>9,843</b>	<b>10,021</b>	<b>6,002</b>	<b>33,255</b>	<b>22,364</b>	<b>39,785</b>	<b>62,149</b>	<b>95,404</b>
Desoto	461	282	573	104	1,420	939	1,762	2,701	4,121
Manatee	3,709	4,182	4,787	1,702	14,380	9,411	13,517	22,928	37,308
Sarasota	3,219	5,379	4,661	4,196	17,455	12,014	24,506	36,520	53,975
<b>Circuit 13</b>	<b>12,197</b>	<b>18,065</b>	<b>22,121</b>	<b>6,611</b>	<b>58,994</b>	<b>58,544</b>	<b>130,693</b>	<b>189,237</b>	<b>248,231</b>
Hillsborough	12,197	18,065	22,121	6,611	58,994	58,544	130,693	189,237	248,231
<b>Circuit 14</b>	<b>5,072</b>	<b>3,623</b>	<b>5,675</b>	<b>1,696</b>	<b>16,066</b>	<b>15,822</b>	<b>20,891</b>	<b>36,713</b>	<b>52,779</b>
Bay	3,246	2,464	3,141	1,030	9,881	12,360	13,749	26,109	35,990
Calhoun	179	98	342	53	672	253	595	848	1,520
Gulf	135	222	251	109	717	394	254	648	1,365
Holmes	314	152	454	85	1,005	686	1,218	1,904	2,909
Jackson	787	396	1,019	305	2,507	1,581	3,737	5,318	7,825
Washington	411	291	468	114	1,284	548	1,338	1,886	3,170
<b>Circuit 15</b>	<b>8,426</b>	<b>22,142</b>	<b>15,278</b>	<b>7,485</b>	<b>53,331</b>	<b>64,306</b>	<b>221,248</b>	<b>285,554</b>	<b>338,885</b>
Palm Beach	8,426	22,142	15,278	7,485	53,331	64,306	221,248	285,554	338,885
<b>Circuit 16</b>	<b>1,314</b>	<b>1,286</b>	<b>1,960</b>	<b>448</b>	<b>5,008</b>	<b>3,715</b>	<b>11,063</b>	<b>14,778</b>	<b>19,786</b>
Monroe	1,314	1,286	1,960	448	5,008	3,715	11,063	14,778	19,786

**CIRCUIT AND COUNTY COURT FILINGS**  
**by Circuit/County and Division**  
**FY 2012-13**

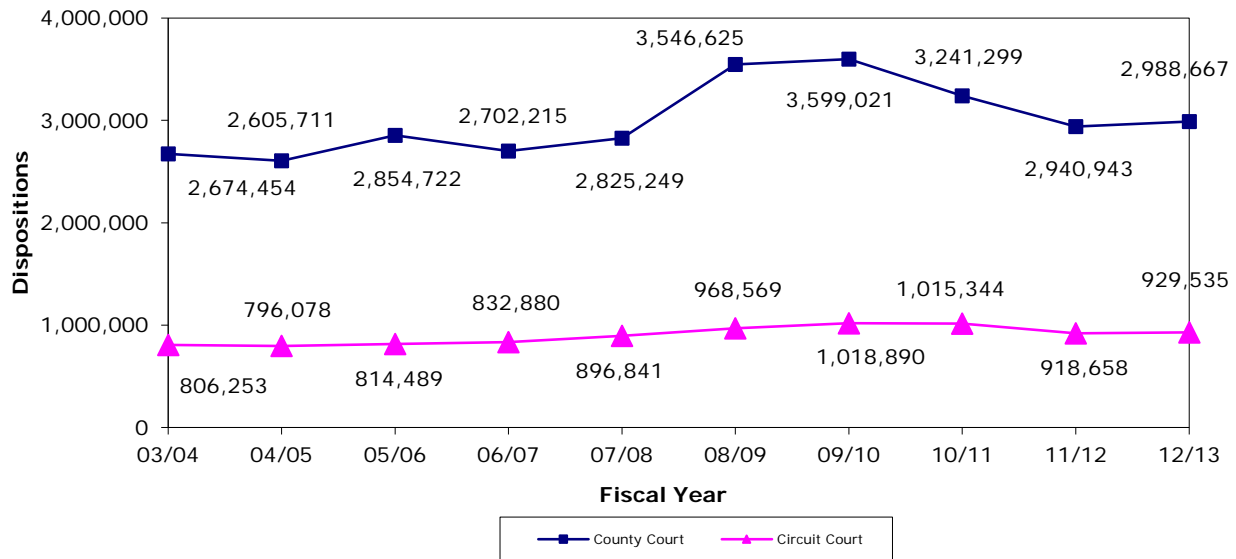
Circuit/County	Circuit Court					County Court			Total
	Criminal	Civil	Family Court*	Probate	Total	Criminal	Civil**	Total	
<b>Circuit 17</b>	<b>16,393</b>	<b>32,387</b>	<b>26,736</b>	<b>9,315</b>	<b>84,831</b>	<b>55,028</b>	<b>344,712</b>	<b>399,740</b>	<b>484,571</b>
Broward	16,393	32,387	26,736	9,315	84,831	55,028	344,712	399,740	484,571
<b>Circuit 18</b>	<b>8,519</b>	<b>13,424</b>	<b>13,319</b>	<b>5,018</b>	<b>40,280</b>	<b>34,253</b>	<b>71,929</b>	<b>106,182</b>	<b>146,462</b>
Brevard	5,525	7,585	8,261	2,898	24,269	20,441	25,050	45,491	69,760
Seminole	2,994	5,839	5,058	2,120	16,011	13,812	46,879	60,691	76,702
<b>Circuit 19</b>	<b>5,171</b>	<b>9,117</b>	<b>8,987</b>	<b>4,141</b>	<b>27,416</b>	<b>19,486</b>	<b>43,188</b>	<b>62,674</b>	<b>90,090</b>
Indian River	1,162	2,167	1,831	918	6,078	2,549	6,020	8,569	14,647
Martin	1,118	2,080	2,132	823	6,153	6,529	9,039	15,568	21,721
Okeechobee	644	489	838	151	2,122	1,611	1,347	2,958	5,080
St. Lucie	2,247	4,381	4,186	2,249	13,063	8,797	26,782	35,579	48,642
<b>Circuit 20</b>	<b>8,396</b>	<b>17,036</b>	<b>16,010</b>	<b>6,890</b>	<b>48,332</b>	<b>42,700</b>	<b>67,600</b>	<b>110,300</b>	<b>158,632</b>
Charlotte	1,961	2,638	3,028	1,838	9,465	5,445	5,895	11,340	20,805
Collier	1,472	4,032	3,320	1,804	10,628	8,866	16,485	25,351	35,979
Glades	144	75	217	31	467	377	1,158	1,535	2,002
Hendry	541	355	546	116	1,558	2,203	1,924	4,127	5,685
Lee	4,278	9,936	8,899	3,101	26,214	25,809	42,138	67,947	94,161
<b>Total</b>	<b>186,845</b>	<b>294,252</b>	<b>289,613</b>	<b>107,173</b>	<b>877,883</b>	<b>717,144</b>	<b>2,309,274</b>	<b>3,026,418</b>	<b>3,904,301</b>

\*Family Court filings include domestic relations, juvenile delinquency, juvenile dependency, and termination of parental rights.

\*\*These data do not include all civil traffic infractions reported to the Florida Court Clerks and Comptrollers by the clerks of court. They only represent those civil traffic infraction filings presided over by a judge or hearing officer.

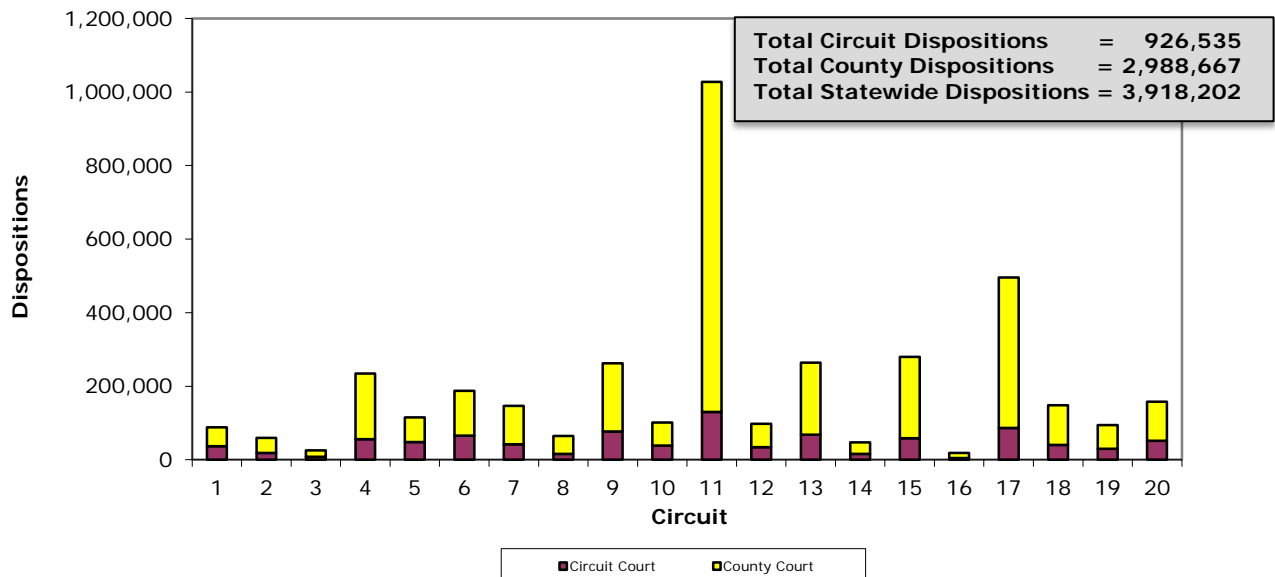
**Overall Statistics ♦ Dispositions**

**CIRCUIT AND COUNTY COURT DISPOSITIONS\*  
FY 2003-04 to FY 2012-13**



\*In fiscal year 2008-09, the increase in county court dispositions is attributed to a refinement in the methodology used to calculate civil traffic infraction activity. Termination of parental rights dispositions are included in fiscal year 2010-11 forward. The reporting of these dispositions began in January 2010.

**CIRCUIT AND COUNTY COURT DISPOSITIONS  
by Circuit  
FY 2012-13**



**CIRCUIT AND COUNTY COURT DISPOSITIONS**  
**Statewide by Division and Month**  
**FY 2012-13**

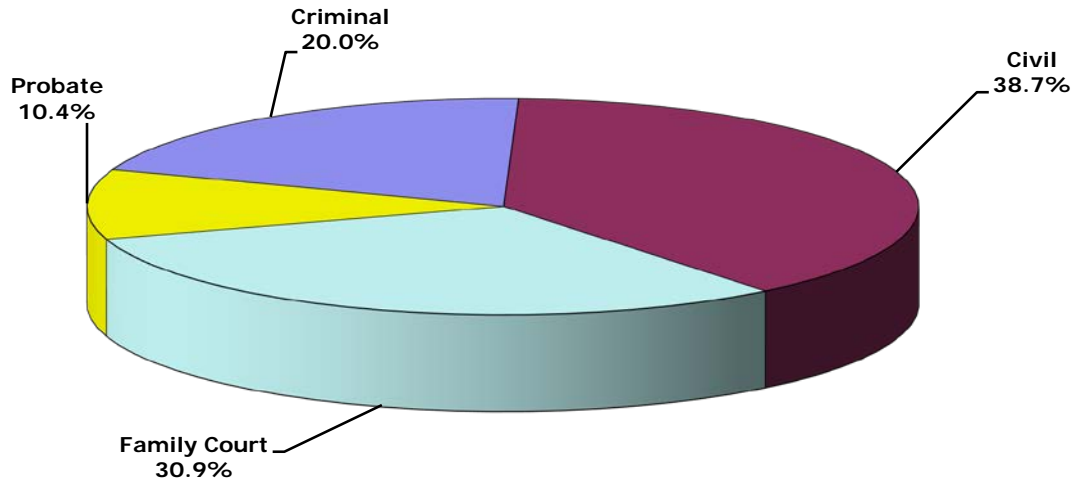
Division	Jul	Aug	Sep	Oct	Nov	Dec	Jan	Feb	Mar	Apr	May	Jun	Total
<b>A. Circuit Court</b>	<b>77,494</b>	<b>77,028</b>	<b>68,325</b>	<b>86,864</b>	<b>73,372</b>	<b>69,823</b>	<b>81,389</b>	<b>76,141</b>	<b>76,836</b>	<b>83,110</b>	<b>81,499</b>	<b>77,654</b>	<b>929,535</b>
1. Criminal	15,786	13,905	14,844	17,915	14,779	13,177	16,273	15,295	15,529	17,053	16,295	15,135	185,986
2. Civil	28,262	28,747	24,195	32,315	27,715	27,983	32,364	31,276	30,574	32,350	32,629	31,137	359,547
3. Family Court*	25,396	25,700	22,143	27,594	23,516	21,236	23,803	22,205	22,557	25,065	24,027	23,633	286,875
4. Probate	8,050	8,676	7,143	9,040	7,362	7,427	8,949	7,365	8,176	8,642	8,548	7,749	97,127
<b>B. County Court</b>	<b>246,820</b>	<b>262,479</b>	<b>225,631</b>	<b>277,849</b>	<b>228,963</b>	<b>208,624</b>	<b>253,994</b>	<b>239,472</b>	<b>252,509</b>	<b>274,799</b>	<b>259,584</b>	<b>257,943</b>	<b>2,988,667</b>
1. Criminal	60,059	62,008	57,825	69,427	55,583	52,108	64,556	58,577	61,212	68,628	65,796	59,081	734,860
2. Civil**	186,761	200,471	167,806	208,422	173,380	156,516	189,438	180,895	191,297	206,171	193,788	198,862	2,253,807
<b>Total</b>	<b>324,314</b>	<b>339,507</b>	<b>293,956</b>	<b>364,713</b>	<b>302,335</b>	<b>278,447</b>	<b>335,383</b>	<b>315,613</b>	<b>329,345</b>	<b>357,909</b>	<b>341,083</b>	<b>335,597</b>	<b>3,918,202</b>

\*Family Court dispositions include domestic relations, juvenile delinquency, juvenile dependency, and termination of parental rights. The reporting of termination of parental rights dispositions began in January 2010.

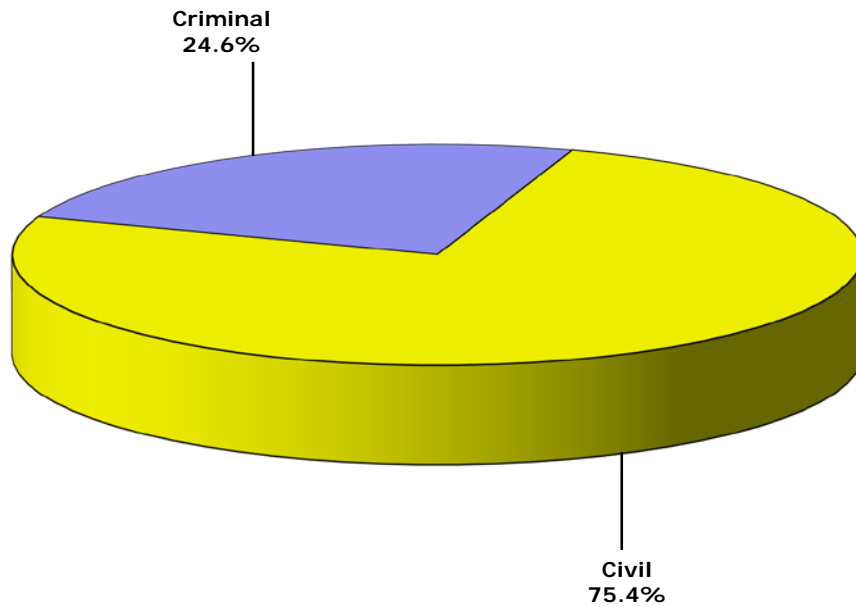
\*\*These data do not include all civil traffic infractions reported to the Florida Court Clerks and Comptrollers by the clerks of court. They only represent those civil traffic infraction dispositions presided over by a judge or hearing officer.

**Overall Statistics** ◆ **Dispositions**

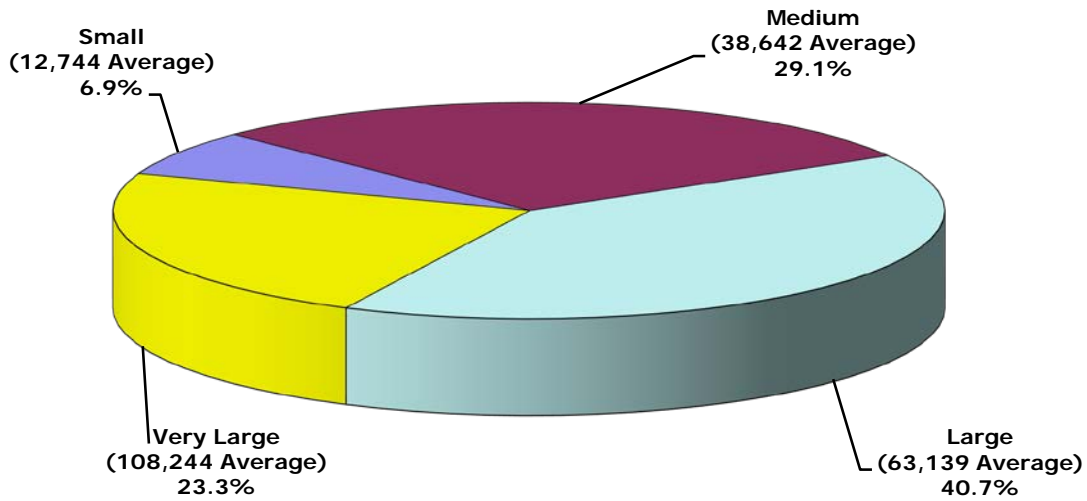
**CIRCUIT COURT DISPOSITIONS**  
by Division  
FY 2012-13



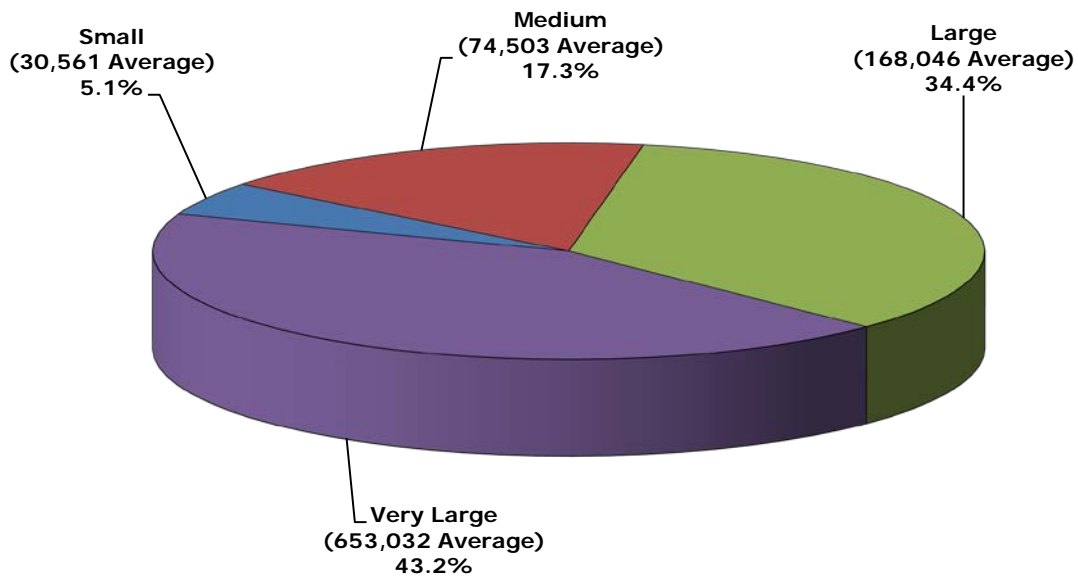
**COUNTY COURT DISPOSITIONS**  
by Division  
FY 2012-13



### CIRCUIT COURT DISPOSITIONS by Circuit Size\* FY 2012-13



### COUNTY COURT DISPOSITIONS by Circuit Size\* FY 2012-13



\*Small Circuits - 2nd, 3rd, 8th, 14th, 16th;  
Medium Circuits - 1st, 5th, 7th, 10th, 12th, 18th, 19th;  
Large Circuits - 4th, 6th, 9th, 13th, 15th, 20th; and  
Very Large Circuits - 11th, 17th (as defined in the Glossary).

**Overall Statistics ◆ Dispositions**

**CIRCUIT AND COUNTY COURT DISPOSITIONS  
by Circuit/County and Division  
FY 2012-13**

Circuit/County	Circuit Court					County Court			Total
	Criminal	Civil	Family Court*	Probate	Total	Criminal	Civil**	Total	
<b>Circuit 1</b>	<b>10,940</b>	<b>8,508</b>	<b>12,919</b>	<b>4,415</b>	<b>36,782</b>	<b>26,917</b>	<b>24,582</b>	<b>51,499</b>	<b>88,281</b>
Escambia	6,419	3,195	6,012	2,744	18,370	11,794	8,829	20,623	38,993
Okaloosa	2,489	2,147	3,641	900	9,177	7,883	7,527	15,410	24,587
Santa Rosa	1,389	1,806	2,272	585	6,052	4,325	6,147	10,472	16,524
Walton	643	1,360	994	186	3,183	2,915	2,079	4,994	8,177
<b>Circuit 2</b>	<b>4,847</b>	<b>5,302</b>	<b>5,739</b>	<b>2,852</b>	<b>18,740</b>	<b>13,489</b>	<b>27,290</b>	<b>40,779</b>	<b>59,519</b>
Franklin	277	286	189	70	822	616	1,287	1,903	2,725
Gadsden	488	396	732	459	2,075	1,661	5,263	6,924	8,999
Jefferson	162	92	89	21	364	348	1,224	1,572	1,936
Leon	3,431	4,068	4,135	2,207	13,841	10,022	17,361	27,383	41,224
Liberty	94	61	128	26	309	155	511	666	975
Wakulla	395	399	466	69	1,329	687	1,644	2,331	3,660
<b>Circuit 3</b>	<b>2,087</b>	<b>1,592</b>	<b>3,523</b>	<b>944</b>	<b>8,146</b>	<b>6,024</b>	<b>11,590</b>	<b>17,614</b>	<b>25,760</b>
Columbia	712	542	1,345	432	3,031	2,197	3,489	5,686	8,717
Dixie	109	21	276	24	430	411	1,209	1,620	2,050
Hamilton	102	246	245	27	620	537	1,066	1,603	2,223
Lafayette	41	59	133	20	253	162	296	458	711
Madison	228	198	331	101	858	746	2,687	3,433	4,291
Suwannee	643	315	788	165	1,911	1,034	1,310	2,344	4,255
Taylor	252	211	405	175	1,043	937	1,533	2,470	3,513
<b>Circuit 4</b>	<b>11,129</b>	<b>21,100</b>	<b>19,203</b>	<b>4,944</b>	<b>56,376</b>	<b>46,453</b>	<b>131,441</b>	<b>177,894</b>	<b>234,270</b>
Clay	2,077	2,132	2,972	450	7,631	4,764	12,976	17,740	25,371
Duval	8,074	18,233	15,056	4,269	45,632	38,268	116,349	154,617	200,249
Nassau	978	735	1,175	225	3,113	3,421	2,116	5,537	8,650

**CIRCUIT AND COUNTY COURT DISPOSITIONS**  
**by Circuit/County and Division**  
**FY 2012-13**

Circuit/County	Circuit Court					County Court			Total
	Criminal	Civil	Family Court*	Probate	Total	Criminal	Civil**	Total	
<b>Circuit 5</b>	<b>10,663</b>	<b>16,986</b>	<b>14,127</b>	<b>6,449</b>	<b>48,225</b>	<b>24,843</b>	<b>42,543</b>	<b>67,386</b>	<b>115,611</b>
Citrus	1,150	1,851	1,989	768	5,758	2,533	3,329	5,862	11,620
Hernando	2,383	2,645	2,364	1,734	9,126	3,874	9,294	13,168	22,294
Lake	2,647	5,005	3,661	1,582	12,895	7,620	17,802	25,422	38,317
Marion	3,778	5,399	5,388	2,059	16,624	9,182	9,551	18,733	35,357
Sumter	705	2,086	725	306	3,822	1,634	2,567	4,201	8,023
<b>Circuit 6</b>	<b>16,668</b>	<b>22,788</b>	<b>18,248</b>	<b>8,392</b>	<b>66,096</b>	<b>51,327</b>	<b>70,354</b>	<b>121,681</b>	<b>187,777</b>
Pasco	4,288	8,509	6,305	2,541	21,643	12,682	23,440	36,122	57,765
Pinellas	12,380	14,279	11,943	5,851	44,453	38,645	46,914	85,559	130,012
<b>Circuit 7</b>	<b>8,927</b>	<b>13,566</b>	<b>14,512</b>	<b>4,954</b>	<b>41,959</b>	<b>41,643</b>	<b>62,784</b>	<b>104,427</b>	<b>146,386</b>
Flagler	810	1,437	1,544	455	4,246	2,829	3,025	5,854	10,100
Putnam	1,555	684	1,561	255	4,055	3,094	3,331	6,425	10,480
St. Johns	1,378	2,574	3,036	750	7,738	5,981	10,806	16,787	24,525
Volusia	5,184	8,871	8,371	3,494	25,920	29,739	45,622	75,361	101,281
<b>Circuit 8</b>	<b>4,432</b>	<b>3,646</b>	<b>5,500</b>	<b>2,121</b>	<b>15,699</b>	<b>18,631</b>	<b>30,287</b>	<b>48,918</b>	<b>64,617</b>
Alachua	2,565	2,437	3,471	1,565	10,038	14,439	24,391	38,830	48,868
Baker	430	262	521	221	1,434	1,003	1,964	2,967	4,401
Bradford	577	241	356	98	1,272	1,256	1,665	2,921	4,193
Gilchrist	145	142	287	5	579	252	390	642	1,221
Levy	535	389	628	148	1,700	1,296	1,340	2,636	4,336
Union	180	175	237	84	676	385	537	922	1,598
<b>Circuit 9</b>	<b>15,213</b>	<b>31,888</b>	<b>25,630</b>	<b>4,678</b>	<b>77,409</b>	<b>47,016</b>	<b>138,059</b>	<b>185,075</b>	<b>262,484</b>
Orange	12,049	25,005	19,945	3,613	60,612	36,903	112,864	149,767	210,379
Osceola	3,164	6,883	5,685	1,065	16,797	10,113	25,195	35,308	52,105



**Overall Statistics ◆ Dispositions**

**CIRCUIT AND COUNTY COURT DISPOSITIONS  
by Circuit/County and Division  
FY 2012-13**

Circuit/County	Circuit Court					County Court			Total
	Criminal	Civil	Family Court*	Probate	Total	Criminal	Civil**	Total	
<b>Circuit 10</b>	<b>9,550</b>	<b>9,700</b>	<b>14,704</b>	<b>4,622</b>	<b>38,576</b>	<b>29,959</b>	<b>32,873</b>	<b>62,832</b>	<b>101,408</b>
Hardee	419	173	478	80	1,150	1,221	1,592	2,813	3,963
Highlands	832	1,147	1,548	865	4,392	2,269	2,997	5,266	9,658
Polk	8,299	8,380	12,678	3,677	33,034	26,469	28,284	54,753	87,787
<b>Circuit 11</b>	<b>18,301</b>	<b>66,812</b>	<b>33,902</b>	<b>10,793</b>	<b>129,808</b>	<b>107,621</b>	<b>789,745</b>	<b>897,366</b>	<b>1,027,174</b>
Miami-Dade	18,301	66,812	33,902	10,793	129,808	107,621	789,745	897,366	1,027,174
<b>Circuit 12</b>	<b>7,021</b>	<b>12,940</b>	<b>9,066</b>	<b>5,584</b>	<b>34,611</b>	<b>24,331</b>	<b>38,585</b>	<b>62,916</b>	<b>97,527</b>
Desoto	404	315	533	63	1,315	897	1,525	2,422	3,737
Manatee	3,209	5,381	4,040	1,480	14,110	9,750	9,770	19,520	33,630
Sarasota	3,408	7,244	4,493	4,041	19,186	13,684	27,290	40,974	60,160
<b>Circuit 13</b>	<b>14,546</b>	<b>24,103</b>	<b>23,437</b>	<b>6,532</b>	<b>68,618</b>	<b>62,429</b>	<b>133,235</b>	<b>195,664</b>	<b>264,282</b>
Hillsborough	14,546	24,103	23,437	6,532	68,618	62,429	133,235	195,664	264,282
<b>Circuit 14</b>	<b>5,620</b>	<b>3,584</b>	<b>5,617</b>	<b>1,574</b>	<b>16,395</b>	<b>16,134</b>	<b>15,061</b>	<b>31,195</b>	<b>47,590</b>
Bay	3,759	2,634	3,664	958	11,015	12,750	9,893	22,643	33,658
Calhoun	165	90	280	51	586	291	714	1,005	1,591
Gulf	182	203	191	79	655	388	160	548	1,203
Holmes	316	109	429	91	945	782	725	1,507	2,452
Jackson	742	312	635	296	1,985	1,404	2,509	3,913	5,898
Washington	456	236	418	99	1,209	519	1,060	1,579	2,788
<b>Circuit 15</b>	<b>9,292</b>	<b>29,136</b>	<b>14,502</b>	<b>5,833</b>	<b>58,763</b>	<b>62,403</b>	<b>158,979</b>	<b>221,382</b>	<b>280,145</b>
Palm Beach	9,292	29,136	14,502	5,833	58,763	62,403	158,979	221,382	280,145
<b>Circuit 16</b>	<b>1,078</b>	<b>1,451</b>	<b>1,834</b>	<b>375</b>	<b>4,738</b>	<b>3,245</b>	<b>11,056</b>	<b>14,301</b>	<b>19,039</b>
Monroe	1,078	1,451	1,834	375	4,738	3,245	11,056	14,301	19,039

**CIRCUIT AND COUNTY COURT DISPOSITIONS**  
**by Circuit/County and Division**  
**FY 2012-13**

Circuit/County	Circuit Court					County Court			Total
	Criminal	Civil	Family Court*	Probate	Total	Criminal	Civil**	Total	
<b>Circuit 17</b>	<b>14,972</b>	<b>37,652</b>	<b>26,025</b>	<b>8,030</b>	<b>86,679</b>	<b>58,955</b>	<b>349,743</b>	<b>408,698</b>	<b>495,377</b>
Broward	14,972	37,652	26,025	8,030	86,679	58,955	349,743	408,698	495,377
<b>Circuit 18</b>	<b>8,060</b>	<b>15,236</b>	<b>13,108</b>	<b>4,117</b>	<b>40,521</b>	<b>34,164</b>	<b>73,986</b>	<b>108,150</b>	<b>148,671</b>
Brevard	5,062	9,174	8,082	2,186	24,504	19,704	25,140	44,844	69,348
Seminole	2,998	6,062	5,026	1,931	16,017	14,460	48,846	63,306	79,323
<b>Circuit 19</b>	<b>5,073</b>	<b>11,932</b>	<b>9,291</b>	<b>3,527</b>	<b>29,823</b>	<b>19,223</b>	<b>45,086</b>	<b>64,309</b>	<b>94,132</b>
Indian River	912	2,742	1,983	873	6,510	2,248	5,253	7,501	14,011
Martin	1,070	2,027	2,365	707	6,169	6,774	11,397	18,171	24,340
Okeechobee	548	844	606	125	2,123	1,389	1,076	2,465	4,588
St. Lucie	2,543	6,319	4,337	1,822	15,021	8,812	27,360	36,172	51,193
<b>Circuit 20</b>	<b>7,567</b>	<b>21,625</b>	<b>15,988</b>	<b>6,391</b>	<b>51,571</b>	<b>40,053</b>	<b>66,528</b>	<b>106,581</b>	<b>158,152</b>
Charlotte	1,938	2,774	3,103	1,676	9,491	5,883	5,574	11,457	20,948
Collier	1,600	6,546	3,455	1,615	13,216	9,054	14,321	23,375	36,591
Glades	123	88	122	53	386	412	1,519	1,931	2,317
Hendry	429	352	414	90	1,285	1,880	2,271	4,151	5,436
Lee	3,477	11,865	8,894	2,957	27,193	22,824	42,843	65,667	92,860
<b>Total</b>	<b>185,986</b>	<b>359,547</b>	<b>286,875</b>	<b>97,127</b>	<b>929,535</b>	<b>734,860</b>	<b>2,253,807</b>	<b>2,988,667</b>	<b>3,918,202</b>

\*Family Court dispositions include domestic relations, juvenile delinquency, juvenile dependency, and termination of parental rights. The reporting of termination of parental rights dispositions began in January 2010.

\*\*These data do not include all civil traffic infractions reported to the Florida Court Clerks and Comptrollers by the clerks of court. They only represent those civil traffic infraction dispositions presided over by a judge or hearing officer.