

Circuit Civil ♦ Overview

The Circuit Civil division includes the following four categories of civil cases: professional malpractice and product liability, auto and other negligence, contracts, and other circuit civil. Within these categories are the following case types:

Professional Malpractice and Product Liability - business, medical, and other professional malpractice, and product liability

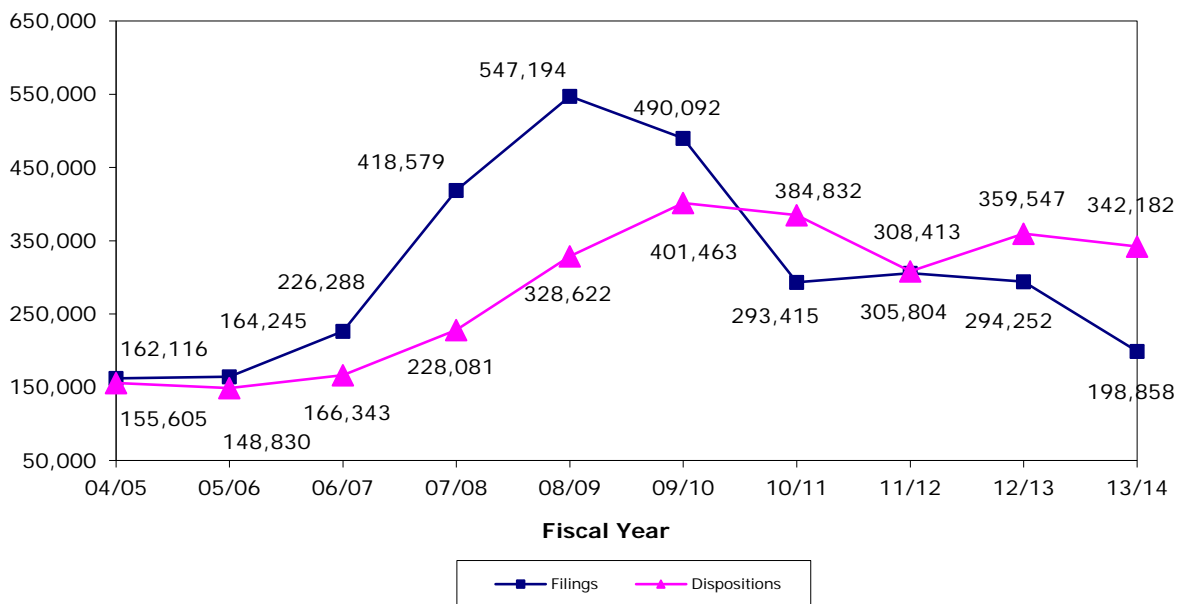
Auto and Other Negligence - auto negligence and other negligence (examples of other negligence include: business governance, business torts, environmental/toxic tort, and other similar events)

Contracts - condominium, contract and indebtedness, commercial, homestead residential, non-homestead residential, and other real property/mortgage foreclosure actions

Other Circuit Civil - eminent domain and other (examples of other include: antitrust/trade regulation, business transactions, constitutional challenge – statute or ordinance, corporate trusts, and other similar events)

In the Circuit Civil division, *filings* correspond to each complaint or petition filed. *Dispositions* correspond to each complaint or petition disposed. *Jury trials* are defined as trials in which a group of citizens is impaneled, selected, and sworn to determine the issues of fact in a case.

**CIRCUIT CIVIL FILINGS AND DISPOSITIONS
FY 2004-05 to FY 2013-14***



CIRCUIT CIVIL FILINGS
Statewide by Category/Case Type and Month
FY 2013-14

Category/ Case Type	Jul	Aug	Sep	Oct	Nov	Dec	Jan	Feb	Mar	Apr	May	Jun	Total
A. Professional Malpractice and Product Liability	230	208	199	151	203	224	196	192	217	249	207	214	2,490
1. Professional Malpractice	157	124	111	100	113	147	131	122	130	139	124	115	1,513
a. Business	15	7	10	8	10	16	8	11	12	12	11	10	130
b. Medical	117	103	78	69	82	111	101	86	90	78	90	91	1,096
c. Other Professional	25	14	23	23	21	20	22	25	28	49	23	14	287
2. Product Liability	73	84	88	51	90	77	65	70	87	110	83	99	977
B. Auto and Other Negligence	3,039	3,058	2,801	2,789	2,626	2,811	2,934	2,876	3,179	2,999	3,019	3,041	35,172
1. Auto Negligence	1,933	1,902	1,745	1,831	1,671	1,773	1,914	1,886	2,000	1,839	1,832	1,918	22,244
2. Other Negligence	1,106	1,156	1,056	958	955	1,038	1,020	990	1,179	1,160	1,187	1,123	12,928
a. Business Governance	9	11	9	9	5	8	4	7	13	8	6	10	99
b. Business Tort	77	59	46	74	74	67	66	62	61	49	49	53	737
c. Environmental/ Toxic Tort	8	8	3	6	7	36	3	8	5	2	1	6	93
d. Third Party Indemnification	0	4	9	3	5	2	3	4	4	3	3	4	44
e. Construction Defect	25	26	35	22	19	14	14	15	14	12	25	23	244
f. Mass Tort	2	3	1	2	3	4	2	1	3	16	3	0	40
g. Negligent Security	17	23	25	13	18	28	21	16	27	21	22	27	258
h. Nursing Home Negligence	47	64	49	57	60	45	46	38	52	36	62	56	612
i. Premises Liability Commercial	543	581	548	534	483	514	551	525	631	567	535	516	6,528
j. Premises Liability Residential	87	87	77	66	65	87	92	76	86	106	71	80	980
k. Other	291	290	254	172	216	233	218	238	283	340	410	348	3,293

Circuit Civil ◆ **Filings**

CIRCUIT CIVIL FILINGS
Statewide by Category/Case Type and Month
FY 2013-14

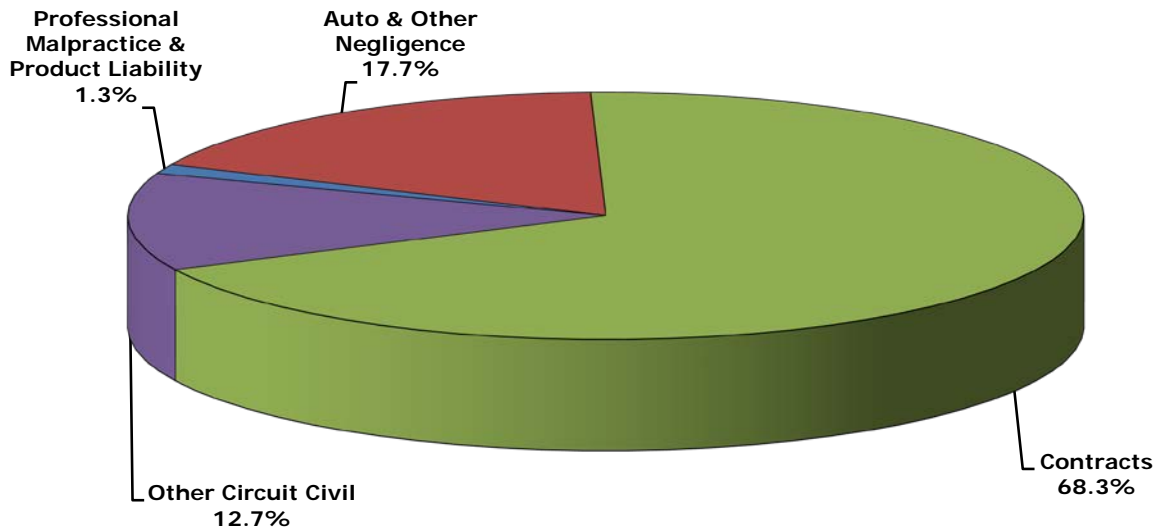
Category/ Case Type	Jul	Aug	Sep	Oct	Nov	Dec	Jan	Feb	Mar	Apr	May	Jun	Total
C. Contracts	8,349	11,563	10,720	11,776	11,919	11,363	11,924	10,617	11,533	11,809	11,093	13,181	135,847
1. Condominium	203	191	207	74	204	151	189	145	245	204	176	178	2,167
2. Contract and Indebtedness	3,723	4,244	3,134	2,870	3,221	3,163	3,486	3,254	3,741	4,224	3,895	6,422	45,377
3. Real Property/ Mortgage Foreclosure	4,423	7,128	7,379	8,832	8,494	8,049	8,249	7,218	7,547	7,381	7,022	6,581	88,303
a. Commercial Foreclosure	234	229	188	229	189	151	168	189	200	180	157	149	2,263
1) <=\$50,000	20	27	23	20	9	15	23	20	32	20	17	16	242
2) \$50,001 - \$249,999	60	79	59	75	60	46	60	50	48	58	45	56	696
3) >=\$250,000	154	123	106	134	120	90	85	119	120	102	95	77	1,325
b. Homestead Residential Foreclosure	2,076	3,920	4,232	5,012	4,978	4,813	4,700	3,953	4,126	3,997	3,754	3,513	49,074
1) <=\$50,000	225	370	347	391	393	403	401	311	362	358	361	290	4,212
2) \$50,001 - \$249,999	1,490	2,880	3,072	3,747	3,731	3,602	3,492	2,936	3,040	2,929	2,777	2,565	36,261
3) >=\$250,000	361	670	813	874	854	808	807	706	724	710	616	658	8,601
c. Non-Homestead Residential Foreclosure	1,247	2,117	2,270	2,726	2,634	2,467	2,566	2,320	2,432	2,378	2,357	2,150	27,664
1) <=\$50,000	210	270	253	294	286	261	318	251	273	260	327	250	3,253
2) \$50,001 - \$249,999	790	1,413	1,559	1,899	1,827	1,734	1,741	1,598	1,617	1,633	1,537	1,447	18,795
3) >=\$250,000	247	434	458	533	521	472	507	471	542	485	493	453	5,616
d. Other Real Property Actions	866	862	689	865	693	618	815	756	789	826	754	769	9,302
1) <=\$50,000	724	699	585	741	596	532	689	644	683	707	620	639	7,859
2) \$50,001 - \$249,999	123	139	92	100	75	73	110	91	92	103	114	111	1,223
3) >=\$250,000	19	24	12	24	22	13	16	21	14	16	20	19	220

CIRCUIT CIVIL FILINGS
Statewide by Category/Case Type and Month
FY 2013-14

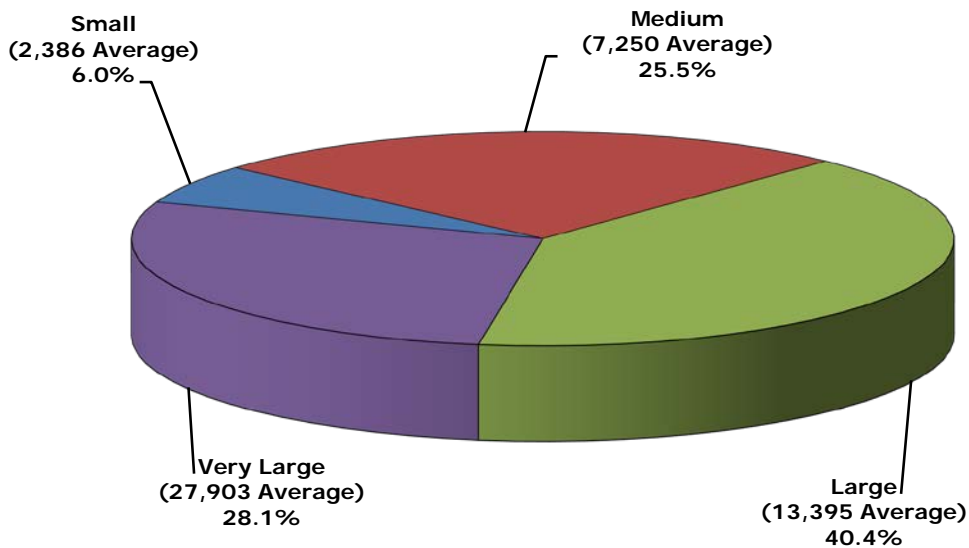
Category/ Case Type	Jul	Aug	Sep	Oct	Nov	Dec	Jan	Feb	Mar	Apr	May	Jun	Total
D. Other Circuit Civil	2,206	2,241	2,032	2,186	1,930	2,067	2,104	2,035	2,145	2,172	2,160	2,071	25,349
1. Eminent Domain	40	27	45	53	48	40	41	60	65	117	58	59	653
2. Other	2,166	2,214	1,987	2,133	1,882	2,027	2,063	1,975	2,080	2,055	2,102	2,012	24,696
a. Antitrust/ Trade Regulation	2	4	4	4	7	4	5	4	4	10	6	1	55
b. Business Transaction	267	299	225	304	212	221	256	204	252	226	252	218	2,936
c. Constitutional Challenge Statute or Ordinance	9	9	8	2	4	9	8	8	12	10	25	5	109
d. Constitutional Challenge Proposed Amendment	1	0	0	2	2	1	0	2	1	2	0	0	11
e. Corporate Trust	0	0	0	0	0	0	1	1	2	2	1	0	7
f. Discrimination Employment or Other	123	166	103	139	118	121	130	140	103	148	115	126	1,532
g. Insurance Claim	276	333	317	313	322	304	267	229	280	232	260	261	3,394
h. Intellectual Property	2	1	4	6	3	1	2	5	4	3	3	2	36
i. Libel/Slander	26	21	20	33	31	36	29	40	45	42	54	47	424
j. Share Holder Derivative Action	3	3	12	3	3	12	7	1	5	6	0	6	61
k. Securities Litigation	5	9	12	4	5	4	6	4	3	6	4	6	68
l. Trade Secret	6	9	6	12	6	5	5	5	7	14	12	7	94
m. Trust Litigation	38	27	31	36	33	39	37	67	23	25	41	23	420
n. Other	1,408	1,333	1,245	1,275	1,136	1,270	1,310	1,265	1,339	1,329	1,329	1,310	15,549
Total	13,824	17,070	15,752	16,902	16,678	16,465	17,158	15,720	17,074	17,229	16,479	18,507	198,858

Circuit Civil ♦ Filings

**CIRCUIT CIVIL FILINGS
by Category
FY 2013-14**



**CIRCUIT CIVIL FILINGS
by Circuit Size*
FY 2013-14**



*Small Circuits - 2nd, 3rd, 8th, 14th, 16th;
 Medium Circuits - 1st, 5th, 7th, 10th, 12th, 18th, 19th;
 Large Circuits - 4th, 6th, 9th, 13th, 15th, 20th; and
 Very Large Circuits - 11th, 17th (as defined in the Glossary).

CIRCUIT CIVIL FILINGS
by Circuit and Case Type
FY 2013-14

Circuit	Professional Malpractice	Product Liability	Auto Negligence	Other Negligence	Condominium	Contract and Indebtedness	Real Property/ Mortgage Foreclosure	Eminent Domain	Other	Total
1	57	19	623	225	20	792	3,209	66	636	5,647
2	22	10	449	207	2	583	1,386	1	1,799	4,459
3	15	3	84	59	0	157	643	10	419	1,390
4	62	56	1,364	656	23	1,785	5,708	58	981	10,693
5	72	33	920	372	5	1,786	5,366	78	2,045	10,677
6	129	44	2,261	817	44	2,519	6,984	14	1,330	14,142
7	61	49	723	471	23	1,141	4,310	27	1,049	7,854
8	23	11	236	134	0	440	1,292	24	443	2,603
9	139	51	2,226	1,037	147	3,365	8,013	11	1,445	16,434
10	52	10	625	305	0	1,111	3,313	57	646	6,119
11	160	235	1,967	2,611	1,259	11,845	10,992	42	3,034	32,145
12	39	39	710	333	52	1,278	3,126	88	593	6,258
13	137	47	2,774	859	22	2,632	5,063	27	1,286	12,847
14	18	5	183	122	8	338	1,397	4	405	2,480
15	179	109	2,228	1,284	91	3,625	6,073	28	1,849	15,466
16	9	4	77	96	12	175	390	0	236	999
17	152	156	2,208	1,813	358	6,589	8,617	0	3,767	23,660
18	51	32	953	453	24	1,667	4,354	13	591	8,138
19	51	21	594	368	33	1,002	2,963	70	956	6,058
20	85	43	1,039	706	44	2,547	5,104	35	1,186	10,789
Total	1,513	977	22,244	12,928	2,167	45,377	88,303	653	24,696	198,858

Circuit Civil ◆ **Filings**

CIRCUIT CIVIL FILINGS
by Circuit/County and Category
FY 2013-14

Circuit/County	Professional Malpractice and Product Liability	Auto and Other Negligence	Contracts	Other Circuit Civil	Total
Circuit 1	76	848	4,021	702	5,647
Escambia	56	432	1,492	254	2,234
Okaloosa	7	237	1,079	158	1,481
Santa Rosa	12	119	892	136	1,159
Walton	1	60	558	154	773
Circuit 2	32	656	1,971	1,800	4,459
Franklin	1	9	105	27	142
Gadsden	6	70	199	61	336
Jefferson	0	21	62	18	101
Leon	22	540	1,388	1,526	3,476
Liberty	0	0	17	58	75
Wakulla	3	16	200	110	329
Circuit 3	18	143	800	429	1,390
Columbia	10	56	342	118	526
Dixie	1	8	43	18	70
Hamilton	0	8	56	71	135
Lafayette	0	4	23	23	50
Madison	3	15	69	38	125
Suwannee	2	33	181	110	326
Taylor	2	19	86	51	158
Circuit 4	118	2,020	7,516	1,039	10,693
Clay	8	177	1,220	150	1,555
Duval	107	1,786	5,861	792	8,546
Nassau	3	57	435	97	592

CIRCUIT CIVIL FILINGS
by Circuit/County and Category
FY 2013-14

Circuit/County	Professional Malpractice and Product Liability	Auto and Other Negligence	Contracts	Other Circuit Civil	Total
Circuit 5	105	1,292	7,157	2,123	10,677
Citrus	15	136	973	126	1,250
Hernando	19	327	1,491	183	2,020
Lake	36	302	2,009	229	2,576
Marion	25	446	2,328	303	3,102
Sumter	10	81	356	1,282	1,729
Circuit 6	173	3,078	9,547	1,344	14,142
Pasco	44	724	3,482	551	4,801
Pinellas	129	2,354	6,065	793	9,341
Circuit 7	110	1,194	5,474	1,076	7,854
Flagler	9	103	701	73	886
Putnam	9	64	418	70	561
St. Johns	17	231	1,058	378	1,684
Volusia	75	796	3,297	555	4,723
Circuit 8	34	370	1,732	467	2,603
Alachua	29	285	1,069	250	1,633
Baker	0	10	141	53	204
Bradford	1	17	134	82	234
Gilchrist	0	8	94	5	107
Levy	2	24	255	34	315
Union	2	26	39	43	110
Circuit 9	190	3,263	11,525	1,456	16,434
Orange	167	2,645	8,784	1,153	12,749
Osceola	23	618	2,741	303	3,685

Circuit Civil ◆ Filings

**CIRCUIT CIVIL FILINGS
by Circuit/County and Category
FY 2013-14**

Circuit/County	Professional Malpractice and Product Liability	Auto and Other Negligence	Contracts	Other Circuit Civil	Total
Circuit 10	62	930	4,424	703	6,119
Hardee	2	21	87	45	155
Highlands	25	81	554	75	735
Polk	35	828	3,783	583	5,229
Circuit 11	395	4,578	24,096	3,076	32,145
Miami-Dade	395	4,578	24,096	3,076	32,145
Circuit 12	78	1,043	4,456	681	6,258
Desoto	1	22	124	63	210
Manatee	18	502	1,851	252	2,623
Sarasota	59	519	2,481	366	3,425
Circuit 13	184	3,633	7,717	1,313	12,847
Hillsborough	184	3,633	7,717	1,313	12,847
Circuit 14	23	305	1,743	409	2,480
Bay	17	241	1,281	170	1,709
Calhoun	1	9	33	17	60
Gulf	1	5	95	57	158
Holmes	3	14	75	20	112
Jackson	1	35	175	82	293
Washington	0	1	84	63	148
Circuit 15	288	3,512	9,789	1,877	15,466
Palm Beach	288	3,512	9,789	1,877	15,466
Circuit 16	13	173	577	236	999
Monroe	13	173	577	236	999

CIRCUIT CIVIL FILINGS
by Circuit/County and Category
FY 2013-14

Circuit/County	Professional Malpractice and Product Liability	Auto and Other Negligence	Contracts	Other Circuit Civil	Total
Circuit 17	308	4,021	15,564	3,767	23,660
Broward	308	4,021	15,564	3,767	23,660
Circuit 18	83	1,406	6,045	604	8,138
Brevard	51	802	3,386	325	4,564
Seminole	32	604	2,659	279	3,574
Circuit 19	72	962	3,998	1,026	6,058
Indian River	24	242	984	86	1,336
Martin	19	238	840	441	1,538
Okeechobee	2	42	258	69	371
St. Lucie	27	440	1,916	430	2,813
Circuit 20	128	1,745	7,695	1,221	10,789
Charlotte	13	177	1,081	279	1,550
Collier	36	488	1,933	329	2,786
Glades	0	4	53	15	72
Hendry	6	30	195	19	250
Lee	73	1,046	4,433	579	6,131
Total	2,490	35,172	135,847	25,349	198,858

Circuit Civil ◆ **Dispositions**

CIRCUIT CIVIL DISPOSITIONS
Statewide by Category/Case Type and Month
FY 2013-14

Category/ Case Type	Jul	Aug	Sep	Oct	Nov	Dec	Jan	Feb	Mar	Apr	May	Jun	Total
A. Professional Malpractice and Product Liability	188	191	184	186	201	206	192	151	221	187	210	174	2,291
1. Professional Malpractice	138	107	116	135	120	134	115	106	130	130	130	116	1,477
a. Business	11	7	12	5	3	15	15	9	8	8	14	9	116
b. Medical	77	80	69	93	81	82	76	74	82	87	82	81	964
c. Other Professional	36	12	20	23	25	28	15	16	24	28	25	20	272
d. General Professional Malpractice*	14	8	15	14	11	9	9	7	16	7	9	6	125
2. Product Liability	50	84	68	51	81	72	77	45	91	57	80	58	814
B. Auto and Other Negligence	2,885	2,927	2,794	2,813	2,691	2,561	2,907	2,663	3,016	3,012	2,952	2,948	34,169
1. Auto Negligence	1,844	1,854	1,761	1,853	1,700	1,558	1,840	1,704	1,852	1,908	1,875	1,912	21,661
2. Other Negligence	1,041	1,073	1,033	960	991	1,003	1,067	959	1,164	1,104	1,077	1,036	12,508
a. Business Governance	8	4	4	6	5	8	4	8	6	8	6	6	73
b. Business Tort	44	47	54	60	54	51	62	49	57	72	77	59	686
c. Environmental/ Toxic Tort	3	3	10	8	7	7	8	9	5	1	6	6	73
d. Third Party Indemnification	6	5	4	3	5	5	1	6	4	4	5	2	50
e. Construction Defect	13	10	9	13	19	14	20	14	13	17	10	16	168
f. Mass Tort	2	2	0	3	5	4	1	3	1	1	2	3	27
g. Negligent Security	13	19	8	11	19	14	12	14	24	20	12	17	183
h. Nursing Home Negligence	31	43	35	40	29	25	20	22	49	38	49	29	410
i. Premises Liability Commercial	425	446	417	394	412	400	466	445	461	491	452	442	5,251
j. Premises Liability Residential	51	56	59	53	63	68	66	53	63	72	67	61	732
k. Other	341	374	372	285	325	321	363	290	326	331	344	357	4,029
l. General Other Negligence*	104	64	61	84	48	86	44	46	155	49	47	38	826

CIRCUIT CIVIL DISPOSITIONS
Statewide by Category/Case Type and Month
FY 2013-14

Category/ Case Type	Jul	Aug	Sep	Oct	Nov	Dec	Jan	Feb	Mar	Apr	May	Jun	Total
C. Contracts	24,837	26,195	24,054	25,597	22,350	20,740	25,037	22,104	23,007	22,871	21,112	19,934	277,838
1. Condominium	174	174	188	63	175	177	188	187	206	225	193	213	2,163
2. Contract and Indebtedness	3,731	4,001	3,928	3,482	3,833	3,352	3,993	3,313	3,971	4,351	4,018	3,735	45,708
3. Real Property/ Mortgage Foreclosure	20,932	22,020	19,938	22,052	18,342	17,211	20,856	18,604	18,830	18,295	16,901	15,986	229,967
a. Commercial Foreclosure	347	332	347	374	330	338	323	245	283	308	263	265	3,755
1) <=\$50,000	23	19	29	26	27	20	22	23	20	28	32	25	294
2) \$50,001 - \$249,999	98	94	102	102	83	98	113	67	86	81	68	82	1,074
3) >=\$250,000	226	219	216	246	220	220	188	155	177	199	163	158	2,387
b. Homestead Residential Foreclosure	11,290	11,656	11,008	12,457	10,347	9,799	11,956	10,073	10,293	10,105	9,317	8,688	126,989
1) <=\$50,000	601	597	610	656	571	549	649	584	595	629	521	551	7,113
2) \$50,001 - \$249,999	8,231	8,360	7,916	8,965	7,566	7,022	8,499	7,210	7,329	7,228	6,649	6,117	91,092
3) >=\$250,000	2,458	2,699	2,482	2,836	2,210	2,228	2,808	2,279	2,369	2,248	2,147	2,020	28,784
c. Non-Homestead Residential Foreclosure	5,961	6,272	5,729	6,265	5,370	4,903	6,195	5,252	5,499	5,368	5,088	4,767	66,669
1) <=\$50,000	410	437	415	402	408	371	459	346	435	428	369	376	4,856
2) \$50,001 - \$249,999	4,130	4,331	3,925	4,324	3,697	3,366	4,188	3,590	3,745	3,606	3,462	3,268	45,632
3) >=\$250,000	1,421	1,504	1,389	1,539	1,265	1,166	1,548	1,316	1,319	1,334	1,257	1,123	16,181
d. Other Real Property Actions	970	922	898	1,073	870	890	1,049	827	1,071	1,163	1,054	982	11,769
1) <=\$50,000	825	784	773	927	743	779	919	680	918	991	897	857	10,093
2) \$50,001 - \$249,999	102	102	102	116	103	86	109	125	125	146	132	103	1,351
3) >=\$250,000	43	36	23	30	24	25	21	22	28	26	25	22	325
e. General Real Property/ Mortgage Foreclosure*	2,364	2,838	1,956	1,883	1,425	1,281	1,333	2,207	1,684	1,351	1,179	1,284	20,785

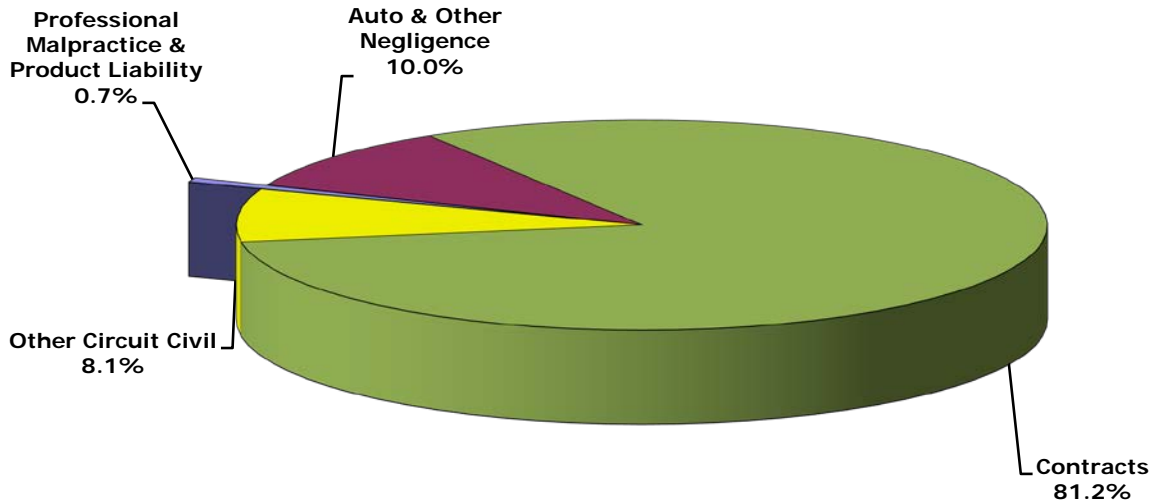
Circuit Civil ♦ Dispositions

CIRCUIT CIVIL DISPOSITIONS
Statewide by Category/Case Type and Month
FY 2013-14

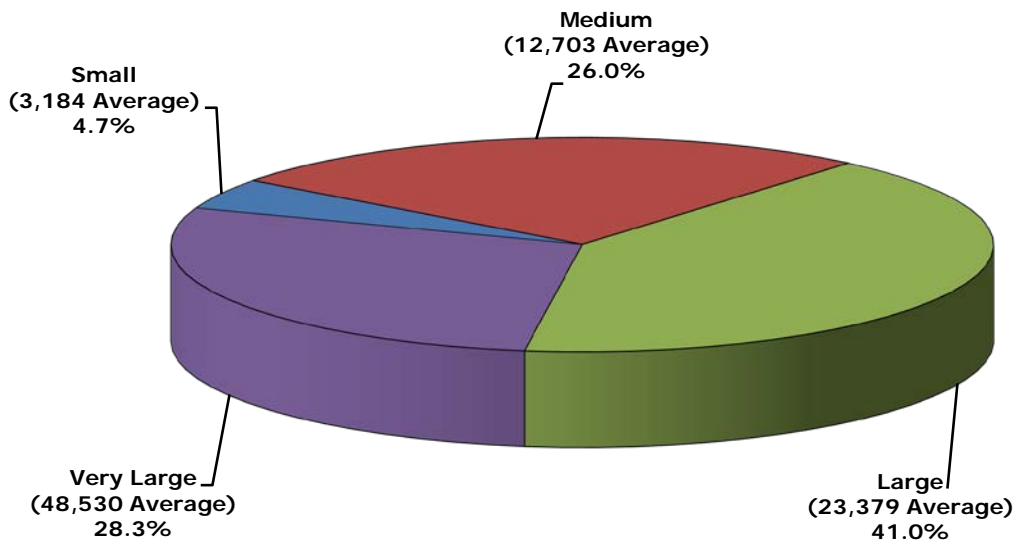
Category/ Case Type	Jul	Aug	Sep	Oct	Nov	Dec	Jan	Feb	Mar	Apr	May	Jun	Total
D. Other Circuit Civil	2,463	2,585	2,391	2,734	2,068	2,143	2,450	2,196	2,209	2,266	2,183	2,196	27,884
1. Eminent Domain	52	74	28	22	38	57	51	24	138	82	34	82	682
2. Other	2,411	2,511	2,363	2,712	2,030	2,086	2,399	2,172	2,071	2,184	2,149	2,114	27,202
a. Antitrust/ Trade Regulation	6	5	7	2	2	1	4	4	4	7	6	14	62
b. Business Transaction	213	231	260	273	251	252	205	214	216	235	215	252	2,817
c. Constitutional Challenge Statute or Ordinance	9	6	14	10	7	3	2	9	12	7	9	2	90
d. Constitutional Challenge Proposed Amendment	1	1	1	1	3	1	2	1	2	0	2	0	15
e. Corporate Trust	2	1	0	1	0	0	0	0	0	0	2	2	8
f. Discrimination Employment or Other	75	89	104	104	78	79	117	116	105	105	89	117	1,178
g. Insurance Claim	447	452	425	518	380	387	447	382	376	379	369	368	4,930
h. Intellectual Property	7	0	2	6	5	8	2	2	1	4	2	4	43
i. Libel/Slander	21	22	22	28	36	16	28	25	17	21	28	36	300
j. Share Holder Derivative Action	5	3	6	1	1	9	8	3	4	5	4	3	52
k. Securities Litigation	8	5	9	3	5	5	9	6	1	6	7	5	69
l. Trade Secret	6	8	7	3	10	8	10	8	3	3	2	2	70
m. Trust Litigation	18	26	24	21	17	30	37	49	29	27	14	25	317
n. Other	1,333	1,422	1,283	1,584	1,096	1,102	1,359	1,157	1,147	1,246	1,259	1,180	15,168
o. General Other Civil*	260	240	199	157	139	185	169	196	154	139	141	104	2,083
Total	30,373	31,898	29,423	31,330	27,310	25,650	30,586	27,114	28,453	28,336	26,457	25,252	342,182

*At the direction of the Supreme Court in In Re: Amendments to the Florida Rules of Civil Procedure – Management of Cases Involving Complex Litigation, 30 So. 3d 477 (Fla. 2009), beginning in January 2010 a change was made to the traditional format of the Summary Reporting System. Expanded case types are now available in the Circuit Civil division to capture information that is more detailed. For example, the professional malpractice case type was expanded to include discrete categories for business, medical, and other professional actions. At this time, each Clerk of Court does not have the capability to report dispositions by the expanded case types. As a result, the above chart includes four “general” categories. For example, “general professional malpractice” reflects dispositions the Clerk of Court could not distinguish as business, medical, or other professional dispositions.

CIRCUIT CIVIL DISPOSITIONS by Category FY 2013-14



CIRCUIT CIVIL DISPOSITIONS by Circuit Size* FY 2013-14



*Small Circuits - 2nd, 3rd, 8th, 14th, 16th;
Medium Circuits - 1st, 5th, 7th, 10th, 12th, 18th, 19th;
Large Circuits - 4th, 6th, 9th, 13th, 15th, 20th; and
Very Large Circuits - 11th, 17th (as defined in the Glossary).

Circuit Civil ♦ Dispositions

**CIRCUIT CIVIL DISPOSITIONS
by Circuit and Case Type
FY 2013-14**

Circuit	Professional Malpractice	Product Liability	Auto Negligence	Other Negligence	Condominium	Contract and Indebtedness	Real Property/ Mortgage Foreclosure	Eminent Domain	Other	Total
1	46	30	593	237	15	899	6,327	37	625	8,809
2	29	3	334	181	4	493	3,089	5	1,795	5,933
3	5	5	70	46	0	132	1,065	8	313	1,644
4	70	56	1,158	742	18	1,607	12,079	37	976	16,743
5	74	22	830	380	7	1,859	10,630	51	2,062	15,915
6	117	24	2,167	742	34	2,424	14,164	50	2,361	22,083
7	48	40	816	495	18	1,124	10,468	27	799	13,835
8	28	18	223	148	2	393	2,136	9	420	3,377
9	99	32	2,004	977	124	3,195	24,129	124	1,239	31,923
10	63	14	660	291	4	1,041	7,243	18	611	9,945
11	214	182	2,304	2,591	1,455	11,178	30,873	63	5,423	54,283
12	42	25	698	305	33	1,585	8,868	69	580	12,205
13	127	42	2,722	825	33	2,903	13,089	4	1,233	20,978
14	17	6	152	103	5	362	2,446	1	337	3,429
15	143	74	2,064	1,216	66	3,872	20,627	27	1,793	29,882
16	10	3	49	82	22	191	989	3	190	1,539
17	133	105	2,234	1,648	255	6,820	27,935	2	3,645	42,777
18	47	19	892	397	14	1,617	12,742	50	586	16,364
19	68	28	556	355	11	1,049	8,689	24	1,071	11,851
20	97	86	1,135	747	43	2,964	12,379	73	1,143	18,667
Total	1,477	814	21,661	12,508	2,163	45,708	229,967	682	27,202	342,182

CIRCUIT CIVIL DISPOSITIONS
by Circuit/County and Category
FY 2013-14

Circuit/County	Professional Malpractice and Product Liability	Auto and Other Negligence	Contracts	Other Circuit Civil	Total
Circuit 1	76	830	7,241	662	8,809
Escambia	43	472	2,667	273	3,455
Okaloosa	14	140	1,838	132	2,124
Santa Rosa	11	143	1,586	151	1,891
Walton	8	75	1,150	106	1,339
Circuit 2	32	515	3,586	1,800	5,933
Franklin	0	5	292	24	321
Gadsden	1	41	409	47	498
Jefferson	0	10	114	23	147
Leon	30	440	2,282	1,520	4,272
Liberty	0	2	18	59	79
Wakulla	1	17	471	127	616
Circuit 3	10	116	1,197	321	1,644
Columbia	3	42	547	92	684
Dixie	0	3	51	13	67
Hamilton	2	6	81	63	152
Lafayette	0	3	23	21	47
Madison	0	14	96	28	138
Suwannee	2	27	279	59	367
Taylor	3	21	120	45	189
Circuit 4	126	1,900	13,704	1,013	16,743
Clay	5	146	2,218	131	2,500
Duval	115	1,683	10,792	799	13,389
Nassau	6	71	694	83	854

Circuit Civil ◆ Dispositions

**CIRCUIT CIVIL DISPOSITIONS
by Circuit/County and Category
FY 2013-14**

Circuit/County	Professional Malpractice and Product Liability	Auto and Other Negligence	Contracts	Other Circuit Civil	Total
Circuit 5	96	1,210	12,496	2,113	15,915
Citrus	7	154	1,524	102	1,787
Hernando	13	257	2,430	170	2,870
Lake	37	309	3,995	232	4,573
Marion	33	417	4,109	280	4,839
Sumter	6	73	438	1,329	1,846
Circuit 6	141	2,909	16,622	2,411	22,083
Pasco	36	596	6,117	403	7,152
Pinellas	105	2,313	10,505	2,008	14,931
Circuit 7	88	1,311	11,610	826	13,835
Flagler	8	125	1,584	66	1,783
Putnam	3	55	679	86	823
St. Johns	8	218	2,009	208	2,443
Volusia	69	913	7,338	466	8,786
Circuit 8	46	371	2,531	429	3,377
Alachua	43	282	1,646	255	2,226
Baker	0	14	180	48	242
Bradford	1	13	188	42	244
Gilchrist	1	6	111	7	125
Levy	1	30	349	33	413
Union	0	26	57	44	127
Circuit 9	131	2,981	27,448	1,363	31,923
Orange	109	2,418	20,863	970	24,360
Osceola	22	563	6,585	393	7,563

CIRCUIT CIVIL DISPOSITIONS
by Circuit/County and Category
FY 2013-14

Circuit/County	Professional Malpractice and Product Liability	Auto and Other Negligence	Contracts	Other Circuit Civil	Total
Circuit 10	77	951	8,288	629	9,945
Hardee	1	14	127	41	183
Highlands	21	71	938	47	1,077
Polk	55	866	7,223	541	8,685
Circuit 11	396	4,895	43,506	5,486	54,283
Miami-Dade	396	4,895	43,506	5,486	54,283
Circuit 12	67	1,003	10,486	649	12,205
Desoto	0	13	174	38	225
Manatee	25	456	4,202	217	4,900
Sarasota	42	534	6,110	394	7,080
Circuit 13	169	3,547	16,025	1,237	20,978
Hillsborough	169	3,547	16,025	1,237	20,978
Circuit 14	23	255	2,813	338	3,429
Bay	14	201	2,020	150	2,385
Calhoun	0	10	44	11	65
Gulf	1	9	191	47	248
Holmes	1	11	90	24	126
Jackson	3	20	279	46	348
Washington	4	4	189	60	257
Circuit 15	217	3,280	24,565	1,820	29,882
Palm Beach	217	3,280	24,565	1,820	29,882
Circuit 16	13	131	1,202	193	1,539
Monroe	13	131	1,202	193	1,539

Circuit Civil ♦ Dispositions

**CIRCUIT CIVIL DISPOSITIONS
by Circuit/County and Category
FY 2013-14**

Circuit/County	Professional Malpractice and Product Liability	Auto and Other Negligence	Contracts	Other Circuit Civil	Total
Circuit 17	238	3,882	35,010	3,647	42,777
Broward	238	3,882	35,010	3,647	42,777
Circuit 18	66	1,289	14,373	636	16,364
Brevard	36	694	7,927	302	8,959
Seminole	30	595	6,446	334	7,405
Circuit 19	96	911	9,749	1,095	11,851
Indian River	19	231	1,820	94	2,164
Martin	25	196	2,103	412	2,736
Okeechobee	4	39	438	85	566
St. Lucie	48	445	5,388	504	6,385
Circuit 20	183	1,882	15,386	1,216	18,667
Charlotte	13	157	2,121	203	2,494
Collier	48	515	4,121	361	5,045
Glades	0	2	81	9	92
Hendry	4	26	308	18	356
Lee	118	1,182	8,755	625	10,680
Total	2,291	34,169	277,838	27,884	342,182

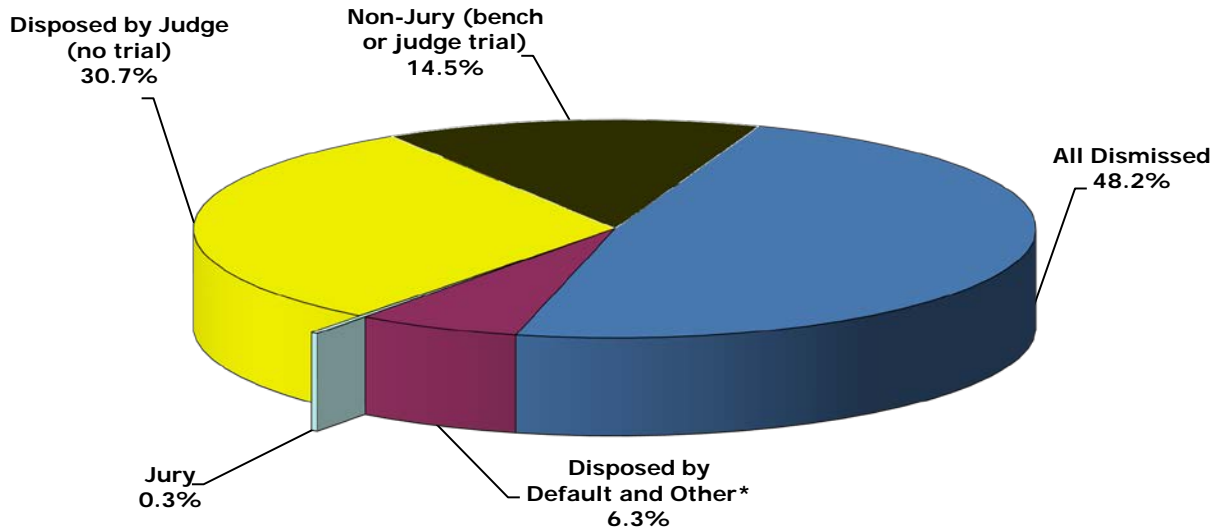
CIRCUIT CIVIL DISPOSITIONS
Statewide by Disposition Type and Case Type
FY 2013-14

Disposition Type	Professional Malpractice	Product Liability	Auto Negligence	Other Negligence	Condo-minium	Contract and Indebtedness	Real Property/ Mortgage Foreclosure	Eminent Domain	Other	Total
A. Dismissed Before Hearing	446	393	11,430	4,896	866	17,375	61,704	54	8,387	105,551
1. Pursuant to Settlement	116	79	3,068	1,170	373	3,638	14,113	5	1,362	23,924
2. Pursuant to Mediated Settlement	25	8	1,028	341	7	285	279	2	155	2,130
3. Other Before Hearing	305	306	7,334	3,385	486	13,452	47,312	47	6,870	79,497
B. Dismissed After Hearing	650	254	6,761	5,349	541	11,117	28,384	86	6,305	59,447
1. Pursuant to Settlement	141	62	1,317	886	128	1,653	4,409	10	888	9,494
2. Pursuant to Mediated Settlement	61	11	925	541	19	523	415	2	314	2,811
3. Other After Hearing	448	181	4,519	3,922	394	8,941	23,560	74	5,103	47,142
C. Disposed by Default	1	2	381	83	97	4,840	6,525	4	1,172	13,105
D. Disposed by Judge (no trial)	224	61	1,965	1,335	588	9,691	81,711	499	9,117	105,191
E. Disposed by Non-Jury	6	0	36	26	10	246	49,034	0	135	49,493
F. Disposed by Jury	50	14	332	181	0	123	138	13	91	942
G. Disposed by Other*	100	90	756	638	61	2,316	2,471	26	1,995	8,453
Total	1,477	814	21,661	12,508	2,163	45,708	229,967	682	27,202	342,182

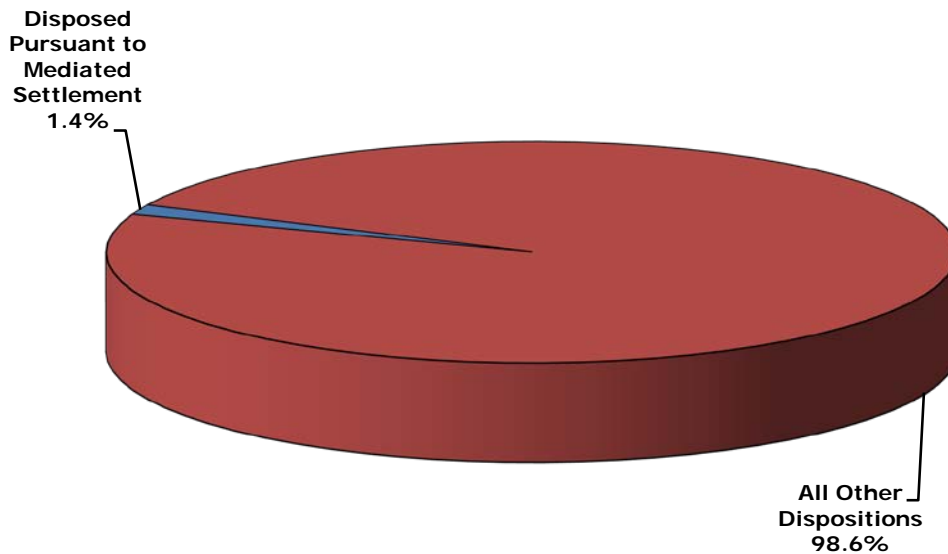
*The disposition type "Disposed by Other" is used to report cases as disposed when they are: consolidated into a primary case, transferred or have a change of venue, disposed upon estreatment of a bond, or similar matters.

Circuit Civil ♦ Dispositions

**CIRCUIT CIVIL DISPOSITIONS
by Disposition Type
FY 2013-14**



**CASES DISPOSED PURSUANT TO MEDIATED SETTLEMENT
by Disposition Type
FY 2013-14**



*The disposition type "Disposed by Other" is used to report cases as disposed when they are: consolidated into a primary case, transferred or have a change of venue, disposed upon estreature of a bond, or similar matters.

**CIRCUIT CIVIL JURY TRIAL RATES
by Circuit
FY 2013-14**

Circuit (Circuit Seat)	Disposed by Jury	Total Dispositions	Jury Trial Rates
First (Pensacola)	20	8,809	0.2%
Second (Tallahassee)	2	5,933	0.0%
Third (Lake City)	3	1,644	0.2%
Fourth (Jacksonville)	47	16,743	0.3%
Fifth (Tavares)	22	15,915	0.1%
Sixth (Clearwater)	30	22,083	0.1%
Seventh (Daytona Beach)	37	13,835	0.3%
Eighth (Gainesville)	12	3,377	0.4%
Ninth (Orlando)	56	31,923	0.2%
Tenth (Bartow)	41	9,945	0.4%
Eleventh (Miami-Dade)	175	54,283	0.3%
Twelfth (Sarasota)	29	12,205	0.2%
Thirteenth (Tampa)	39	20,978	0.2%
Fourteenth (Panama City)	1	3,429	0.0%
Fifteenth (West Palm Beach)	127	29,882	0.4%
Sixteenth (Key West)	5	1,539	0.3%
Seventeenth (Ft. Lauderdale)	137	42,777	0.3%
Eighteenth (Sanford)	43	16,364	0.3%
Nineteenth (Ft. Pierce)	69	11,851	0.6%
Twentieth (Ft. Myers)	47	18,667	0.3%
Total	942	342,182	0.3%

Circuit Civil ◆ Other Statistics

The Circuit Civil division also includes other statistics such as clearance rates, reopenings, appeals filed from county court, and involuntary civil commitment of sexually violent predators. **These data are provided by the 67 clerks of court. However, dispositions and special proceedings data are not audited for accuracy by the OSCA.**

Clearance Rates - The clearance rate is a useful measure of the responsiveness of a court to the demand for services, and is nationally recognized as a measure of court performance. The rate is determined by dividing the total number of cases *disposed* by the total number of cases *filed* during a specific time period. If a court received 1,000 new cases a month and disposed of 900 cases within the same month, the clearance rate for that month would be 90%. A 100% clearance rate means that a court is disposing of at least as many cases as have been filed during the reporting period. Thus, where clearance rates exceed 100%, those circuits are actually disposing of cases more quickly than cases are being filed for the period in question.

Reopenings - A reopening occurs when a case that has previously been reported as disposed is resubmitted to the court through a motion or petition.

Appeals Filed From County Court - An appeal filed from county court is a request that a case be removed from the county court and sent to the circuit court for review.

Involuntary Civil Commitment of Sexually Violent Predators (ICCSVP) - An involuntary civil commitment of sexually violent predators occurs when a petition is filed as described in Chapter 394, Florida Statutes.

**CIRCUIT CIVIL CLEARANCE RATES
by Circuit
FY 2013-14**

Circuit	Filings	Dispositions	Clearance Rates
1	5,647	8,809	156.0%
2	4,459	5,933	133.1%
3	1,390	1,644	118.3%
4	10,693	16,743	156.6%
5	10,677	15,915	149.1%
6	14,142	22,083	156.2%
7	7,854	13,835	176.2%
8	2,603	3,377	129.7%
9	16,434	31,923	194.2%
10	6,119	9,945	162.5%
11	32,145	54,283	168.9%
12	6,258	12,205	195.0%
13	12,847	20,978	163.3%
14	2,480	3,429	138.3%
15	15,466	29,882	193.2%
16	999	1,539	154.1%
17	23,660	42,777	180.8%
18	8,138	16,364	201.1%
19	6,058	11,851	195.6%
20	10,789	18,667	173.0%
Total	198,858	342,182	172.1%

Circuit Civil ◆ Other Statistics

**CIRCUIT CIVIL SPECIAL PROCEEDINGS
by Circuit
FY 2013-14**

Circuit	Reopenings	Appeals Filed From County Court	Total
1	5,230	86	5,316
2	2,165	31	2,196
3	320	3	323
4	8,405	42	8,447
5	9,603	66	9,669
6	8,486	52	8,538
7	5,791	65	5,856
8	1,842	20	1,862
9	26,411	21	26,432
10	7,441	15	7,456
11	72,469	129	72,598
12	9,591	29	9,620
13	16,525	50	16,575
14	1,590	9	1,599
15	20,067	79	20,146
16	646	9	655
17	43,171	219	43,390
18	13,250	56	13,306
19	5,038	58	5,096
20	12,431	29	12,460
Total	270,472	1,068	271,540

**INVOLUNTARY CIVIL COMMITMENT OF
SEXUALLY VIOLENT PREDATORS
Statewide by Category/Case Type and Month
FY 2013-14**

Category/ Case Type	Jul	Aug	Sep	Oct	Nov	Dec	Jan	Feb	Mar	Apr	May	Jun	Total
A. Total Sexually Violent Predator Petitions Filed	6	8	2	5	6	8	7	5	3	4	6	2	62
B. Total Probable Cause Hearings	2	3	3	2	2	2	6	2	1	3	4	2	32
1. Non-Adversarial Determinations	2	2	2	2	2	2	3	2	1	2	4	2	26
2. Adversarial Hearing	0	1	1	0	0	0	3	0	0	1	1	0	7
C. Total Sexually Violent Predator Petitions Disposed	8	5	6	6	9	5	9	8	6	4	3	10	79
1. Dismissed by the State Attorney	1	0	0	1	0	0	0	0	0	0	0	0	2
2. Dismissed by Judge	6	2	3	4	5	1	3	4	0	0	2	5	35
3. Dismissed by Judge/Non-Jury Trial	0	0	1	0	2	1	4	2	0	0	0	2	12
a. Not Sexually Violent Predators	0	0	0	0	0	1	1	0	0	0	0	0	2
b. Sexually Violent Predators without Conditional Release	0	0	1	0	1	0	3	2	0	0	0	1	8
c. Sexually Violent Predators Released Conditionally	0	0	0	0	1	0	0	0	0	0	0	1	2
d. Sexually Violent Predators Released Unconditionally	0	0	0	0	0	0	0	0	0	0	0	0	0

Circuit Civil ◆ Involuntary Civil Commitment

**INVOLUNTARY CIVIL COMMITMENT OF
SEXUALLY VIOLENT PREDATORS
Statewide by Category/Case Type and Month
FY 2013-14**

Category/ Case Type	Jul	Aug	Sep	Oct	Nov	Dec	Jan	Feb	Mar	Apr	May	Jun	Total
4. Disposed by Jury Trial	2	1	2	1	1	1	0	1	6	3	0	2	20
a. Not Sexually Violent Predators	0	0	0	0	0	0	0	0	0	0	0	0	0
b. Sexually Violent Predators without Conditional Release	2	0	2	1	1	1	0	1	6	2	0	1	17
c. Sexually Violent Predators Released Conditionally	0	0	0	0	0	0	0	0	0	1	0	0	1
d. Sexually Violent Predators Released Unconditionally	0	1	0	0	0	0	0	0	0	0	0	0	1
5. Disposed by Other	0	2	0	0	2	1	2	2	0	1	1	2	13
6. Sexually Violent Predators Committed for Failure to Comply with Conditions of Release	0	0	0	0	0	1	0	0	0	0	0	0	1
D. Total Retrials	0	0	0	0	0	0	0	0	0	0	0	5	5
E. Total Examination/ Reviews, Hearings and Trials	86	63	58	75	52	91	54	81	51	68	83	58	820
1. Examinations/ Reviews	58	51	51	65	45	67	42	76	40	52	69	49	665
2. Probable Cause Hearings	24	10	17	11	7	22	10	21	11	15	13	7	168
3. Trials for Release Status Subsequent to Examination	4	2	2	0	1	2	0	4	0	3	2	5	25
a. Granted	1	1	2	0	2	2	0	1	0	1	1	3	14
b. Denied	3	1	0	0	1	1	2	1	0	3	3	3	18

**INVOLUNTARY CIVIL COMMITMENT OF
SEXUALLY VIOLENT PREDATORS
Statewide by Category/Case Type and Month
FY 2013-14**

Category/ Case Type	Jul	Aug	Sep	Oct	Nov	Dec	Jan	Feb	Mar	Apr	May	Jun	Total
F. Total Petitions for Released Filed	4	2	1	6	3	2	2	0	0	1	2	4	27
1. Filed with Authorization by Department of Children and Families	0	0	0	0	0	0	0	0	0	0	1	1	2
a. Granted	0	0	0	0	0	0	0	0	0	0	0	1	1
b. Denied	0	0	0	0	0	0	0	0	0	0	0	0	0
2. Filed without Authorization by Department of Children and Families	6	2	2	5	3	3	1	0	0	0	2	2	26
a. Granted	2	1	0	2	1	0	0	0	0	0	1	1	8
b. Denied	0	1	0	2	0	2	1	0	0	0	0	2	8
3. Filed Pursuant to a Right of Habeas Corpus	2	0	0	2	0	0	1	0	0	0	0	0	5
a. Granted	0	0	0	1	0	0	1	0	0	0	0	0	2
b. Denied	2	0	0	0	1	0	0	0	0	0	0	0	3