

Circuit Probate ♦ Overview

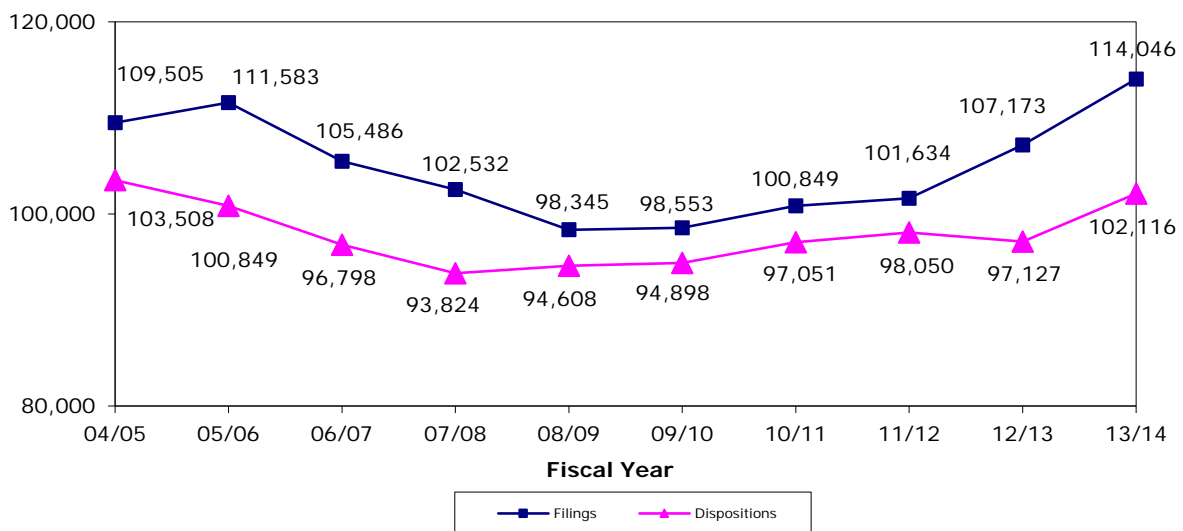
The Circuit Probate division includes the following two categories of probate cases: probate and mental health and trust and guardianship. Within these categories are the following case types:

Probate and Mental Health - probate, Baker Act, Substance Abuse Act, and other social (examples of other social cases include: developmental disability, tuberculosis control, Adult Protective Services Act, and other similar events)

Trust and Guardianship - adult and minor guardianship and trust

In the Circuit Probate division, *filings* correspond to each petition filed. *Dispositions* correspond to each petition disposed.

CIRCUIT PROBATE FILINGS AND DISPOSITIONS FY 2004-05 to FY 2013-14

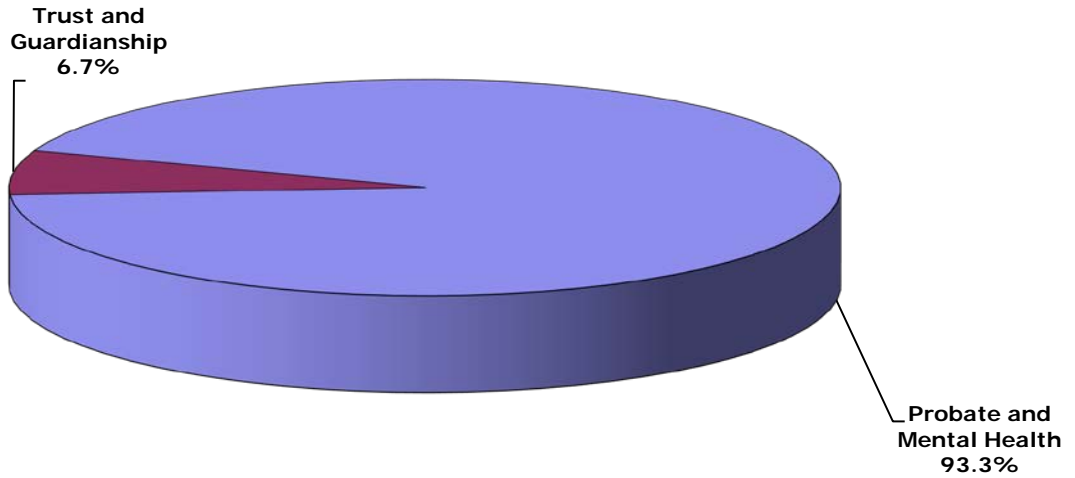


CIRCUIT PROBATE FILINGS
Statewide by Category/Case Type and Month
FY 2013-14

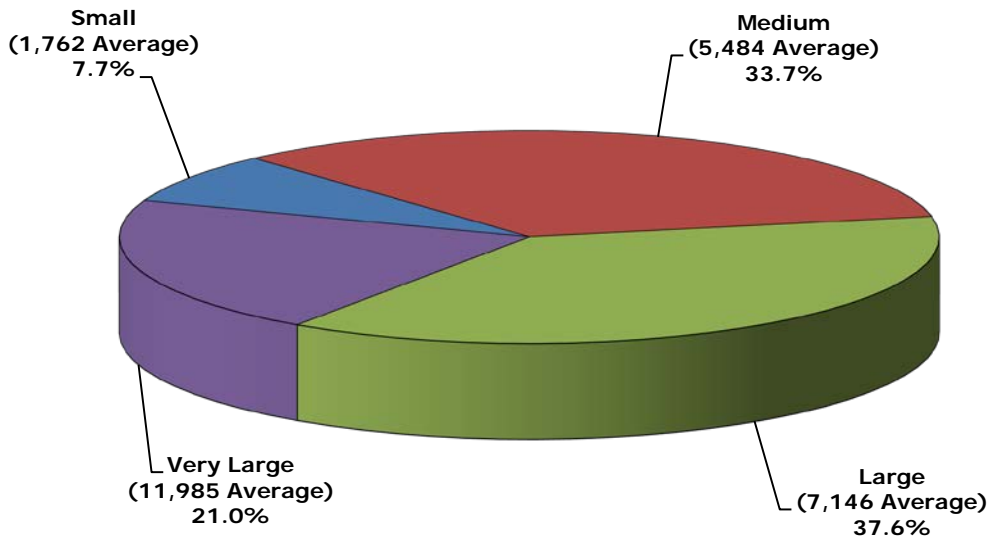
Category/ Case Type	Jul	Aug	Sep	Oct	Nov	Dec	Jan	Feb	Mar	Apr	May	Jun	Total
A. Probate and Mental Health	9,247	8,817	8,205	9,557	7,672	8,110	8,653	8,601	9,543	9,694	9,048	9,306	106,453
1. Probate	4,613	4,341	4,015	4,770	3,736	3,807	4,323	4,358	4,770	4,914	4,443	4,482	52,572
2. Baker Act	3,397	3,274	3,079	3,486	2,905	3,238	3,201	3,100	3,472	3,561	3,395	3,536	39,644
3. Substance Abuse	833	798	750	875	695	696	744	762	863	814	813	860	9,503
4. Other Social Cases	404	404	361	426	336	369	385	381	438	405	397	428	4,734
B. Trust and Guardianship	683	668	582	662	534	527	639	585	675	664	678	696	7,593
1. Guardianship	595	561	493	552	466	452	536	502	596	584	594	592	6,523
2. Trust	88	107	89	110	68	75	103	83	79	80	84	104	1,070
Total	9,930	9,485	8,787	10,219	8,206	8,637	9,292	9,186	10,218	10,358	9,726	10,002	114,046

Circuit Probate ♦ Filings

**CIRCUIT PROBATE FILINGS
by Category
FY 2013-14**



**CIRCUIT PROBATE FILINGS
by Circuit Size*
FY 2013-14**



*Small Circuits - 2nd, 3rd, 8th, 14th, 16th;
 Medium Circuits - 1st, 5th, 7th, 10th, 12th, 18th, 19th;
 Large Circuits - 4th, 6th, 9th, 13th, 15th, 20th; and
 Very Large Circuits - 11th, 17th (as defined in the Glossary).

CIRCUIT PROBATE FILINGS
by Circuit and Case Type
FY 2013-14

Circuit	Probate	Baker Act	Substance Abuse	Other Social Cases	Guardianship	Trust	Total
1	1,948	2,039	407	145	182	59	4,780
2	964	1,526	96	258	164	26	3,034
3	620	154	161	28	68	0	1,031
4	2,562	2,304	467	205	455	72	6,065
5	4,018	1,998	260	335	381	18	7,010
6	4,858	3,177	97	204	395	85	8,816
7	3,026	1,466	720	121	330	27	5,690
8	850	1,163	126	119	62	9	2,329
9	2,336	1,876	612	275	446	45	5,590
10	2,084	1,966	341	188	251	8	4,838
11	4,039	5,135	1,058	1,062	932	48	12,274
12	3,070	1,533	1,375	199	299	63	6,539
13	2,410	3,008	927	214	390	63	7,012
14	1,020	626	139	67	97	9	1,958
15	4,686	1,439	665	255	515	242	7,802
16	354	39	44	9	14	0	460
17	4,177	5,515	1,010	464	450	80	11,696
18	2,633	1,360	633	225	401	44	5,296
19	2,334	1,260	188	118	203	133	4,236
20	4,583	2,060	177	243	488	39	7,590
Total	52,572	39,644	9,503	4,734	6,523	1,070	114,046

Circuit Probate ◆ Filings

CIRCUIT PROBATE FILINGS
by Circuit/County and Category
FY 2013-14

Circuit/County	Probate and Mental Health	Trust and Guardianship	Total
Circuit 1	4,539	241	4,780
Escambia	2,658	75	2,733
Okaloosa	1,095	61	1,156
Santa Rosa	526	91	617
Walton	260	14	274
Circuit 2	2,844	190	3,034
Franklin	73	2	75
Gadsden	362	69	431
Jefferson	52	5	57
Leon	2,218	96	2,314
Liberty	30	3	33
Wakulla	109	15	124
Circuit 3	963	68	1,031
Columbia	368	24	392
Dixie	83	4	87
Hamilton	52	5	57
Lafayette	29	2	31
Madison	93	11	104
Suwannee	219	12	231
Taylor	119	10	129
Circuit 4	5,538	527	6,065
Clay	479	71	550
Duval	4,796	427	5,223
Nassau	263	29	292

CIRCUIT PROBATE FILINGS
by Circuit/County and Category
FY 2013-14

Circuit/County	Probate and Mental Health	Trust and Guardianship	Total
Circuit 5	6,611	399	7,010
Citrus	825	72	897
Hernando	1,600	90	1,690
Lake	1,565	84	1,649
Marion	2,229	132	2,361
Sumter	392	21	413
Circuit 6	8,336	480	8,816
Pasco	2,506	130	2,636
Pinellas	5,830	350	6,180
Circuit 7	5,333	357	5,690
Flagler	461	95	556
Putnam	327	23	350
St. Johns	709	75	784
Volusia	3,836	164	4,000
Circuit 8	2,258	71	2,329
Alachua	1,686	39	1,725
Baker	130	10	140
Bradford	85	2	87
Gilchrist	65	2	67
Levy	166	17	183
Union	126	1	127
Circuit 9	5,099	491	5,590
Orange	4,054	386	4,440
Osceola	1,045	105	1,150

Circuit Probate ◆ Filings

CIRCUIT PROBATE FILINGS
by Circuit/County and Category
FY 2013-14

Circuit/County	Probate and Mental Health	Trust and Guardianship	Total
Circuit 10	4,579	259	4,838
Hardee	71	16	87
Highlands	955	32	987
Polk	3,553	211	3,764
Circuit 11	11,294	980	12,274
Miami-Dade	11,294	980	12,274
Circuit 12	6,177	362	6,539
Desoto	124	8	132
Manatee	1,872	115	1,987
Sarasota	4,181	239	4,420
Circuit 13	6,559	453	7,012
Hillsborough	6,559	453	7,012
Circuit 14	1,852	106	1,958
Bay	1,214	59	1,273
Calhoun	61	5	66
Gulf	82	9	91
Holmes	97	3	100
Jackson	299	19	318
Washington	99	11	110
Circuit 15	7,045	757	7,802
Palm Beach	7,045	757	7,802
Circuit 16	446	14	460
Monroe	446	14	460

CIRCUIT PROBATE FILINGS
by Circuit/County and Category
 FY 2013-14

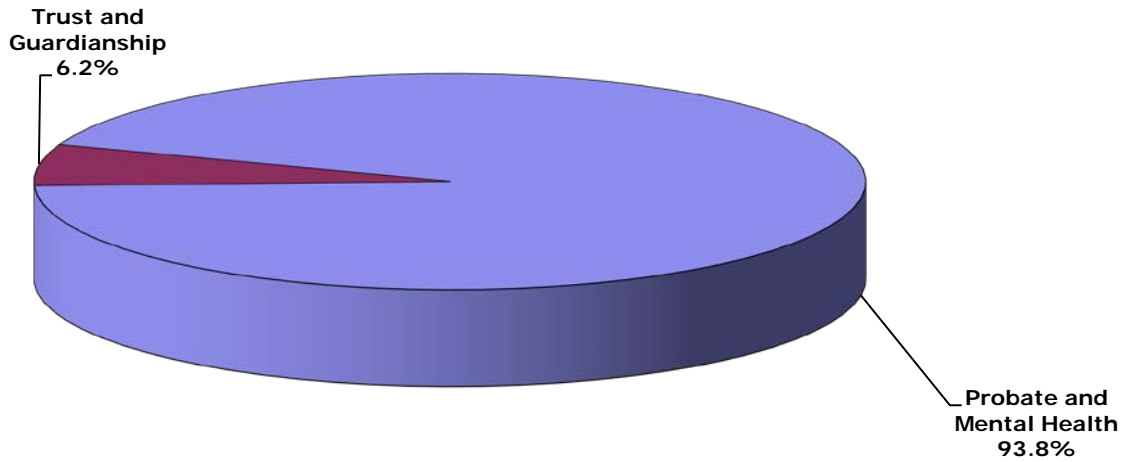
Circuit/County	Probate and Mental Health	Trust and Guardianship	Total
Circuit 17	11,166	530	11,696
Broward	11,166	530	11,696
Circuit 18	4,851	445	5,296
Brevard	2,749	285	3,034
Seminole	2,102	160	2,262
Circuit 19	3,900	336	4,236
Indian River	921	89	1,010
Martin	764	46	810
Okeechobee	166	10	176
St. Lucie	2,049	191	2,240
Circuit 20	7,063	527	7,590
Charlotte	1,766	121	1,887
Collier	1,825	150	1,975
Glades	45	6	51
Hendry	84	13	97
Lee	3,343	237	3,580
Total	106,453	7,593	114,046

Circuit Probate ♦ Dispositions

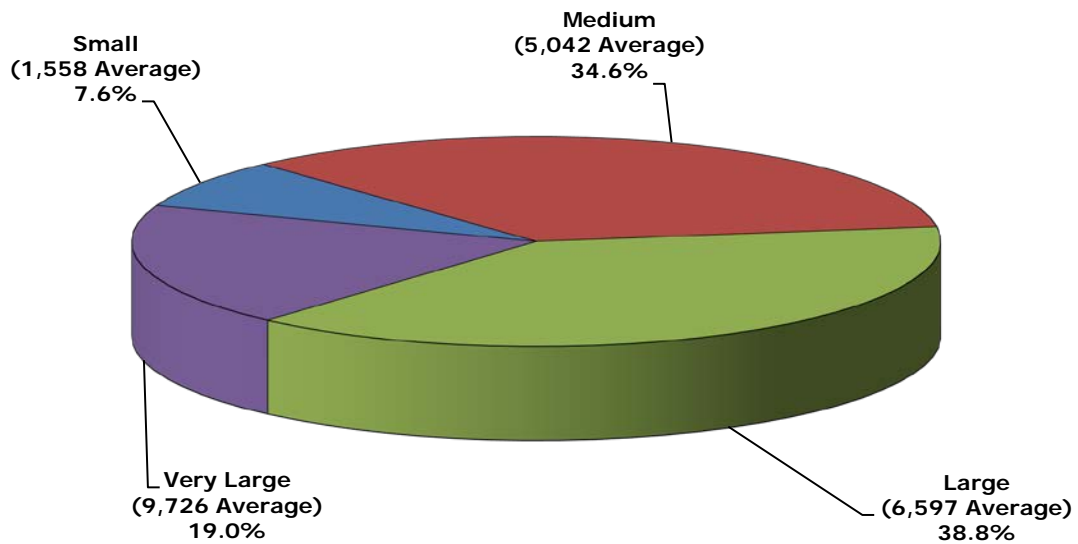
CIRCUIT PROBATE DISPOSITIONS
Statewide by Category/Case Type and Month
FY 2013-14

Category/ Case Type	Jul	Aug	Sep	Oct	Nov	Dec	Jan	Feb	Mar	Apr	May	Jun	Total
A. Probate and Mental Health	8,357	8,089	7,252	8,468	6,858	7,579	8,239	7,423	8,318	8,532	8,243	8,436	95,794
1. Probate	4,208	4,051	3,558	4,074	3,245	3,603	4,221	3,541	4,094	4,076	3,774	4,219	46,664
2. Baker Act	2,974	2,954	2,736	3,217	2,618	2,975	2,986	2,818	3,074	3,255	3,318	3,121	36,046
3. Substance Abuse	767	767	654	819	667	693	691	703	818	763	796	773	8,911
4. Other Social Cases	408	317	304	358	328	308	341	361	332	438	355	323	4,173
B. Trust and Guardianship	572	580	535	564	446	452	487	491	555	578	535	527	6,322
1. Guardianship	523	512	477	500	394	390	420	427	493	525	480	471	5,612
2. Trust	49	68	58	64	52	62	67	64	62	53	55	56	710
Total	8,929	8,669	7,787	9,032	7,304	8,031	8,726	7,914	8,873	9,110	8,778	8,963	102,116

CIRCUIT PROBATE DISPOSITIONS by Category FY 2013-14



CIRCUIT PROBATE DISPOSITIONS by Circuit Size* FY 2013-14



*Small Circuits - 2nd, 3rd, 8th, 14th, 16th;
Medium Circuits - 1st, 5th, 7th, 10th, 12th, 18th, 19th;
Large Circuits - 4th, 6th, 9th, 13th, 15th, 20th; and
Very Large Circuits - 11th, 17th (as defined in the Glossary).

Circuit Probate ♦ Dispositions

CIRCUIT PROBATE DISPOSITIONS
by Circuit and Case Type
FY 2013-14

Circuit	Probate	Baker Act	Substance Abuse	Other Social Cases	Guardianship	Trust	Total
1	1,779	1,896	402	113	157	37	4,384
2	798	1,530	83	235	124	26	2,796
3	447	134	125	20	26	0	752
4	2,325	2,416	470	225	409	53	5,898
5	3,632	1,954	256	352	320	14	6,528
6	4,402	3,091	95	194	373	76	8,231
7	2,844	1,457	711	95	245	19	5,371
8	744	1,123	131	54	53	5	2,110
9	2,107	1,779	588	266	406	25	5,171
10	1,957	1,937	468	121	224	5	4,712
11	3,757	4,945	996	1,035	929	54	11,716
12	2,855	1,316	1,336	168	282	34	5,991
13	2,129	2,838	852	156	307	52	6,334
14	865	598	126	53	13	6	1,661
15	3,870	1,381	619	193	460	89	6,612
16	367	49	44	8	5	0	473
17	3,318	2,995	667	359	333	63	7,735
18	2,060	1,324	624	186	345	18	4,557
19	1,957	1,269	166	97	159	103	3,751
20	4,451	2,014	152	243	442	31	7,333
Total	46,664	36,046	8,911	4,173	5,612	710	102,116

CIRCUIT PROBATE DISPOSITIONS
 by Circuit/County and Category
 FY 2013-14

Circuit/County	Probate and Mental Health	Trust and Guardianship	Total
Circuit 1	4,190	194	4,384
Escambia	2,617	74	2,691
Okaloosa	888	48	936
Santa Rosa	489	61	550
Walton	196	11	207
Circuit 2	2,646	150	2,796
Franklin	35	2	37
Gadsden	354	65	419
Jefferson	31	3	34
Leon	2,133	72	2,205
Liberty	24	2	26
Wakulla	69	6	75
Circuit 3	726	26	752
Columbia	336	18	354
Dixie	56	1	57
Hamilton	37	1	38
Lafayette	1	0	1
Madison	81	5	86
Suwannee	136	0	136
Taylor	79	1	80
Circuit 4	5,436	462	5,898
Clay	415	31	446
Duval	4,802	412	5,214
Nassau	219	19	238

Circuit Probate ◆ Dispositions

CIRCUIT PROBATE DISPOSITIONS
by Circuit/County and Category
FY 2013-14

Circuit/County	Probate and Mental Health	Trust and Guardianship	Total
Circuit 5	6,194	334	6,528
Citrus	756	61	817
Hernando	1,558	86	1,644
Lake	1,519	84	1,603
Marion	1,977	85	2,062
Sumter	384	18	402
Circuit 6	7,782	449	8,231
Pasco	2,216	112	2,328
Pinellas	5,566	337	5,903
Circuit 7	5,107	264	5,371
Flagler	364	29	393
Putnam	284	15	299
St. Johns	711	74	785
Volusia	3,748	146	3,894
Circuit 8	2,052	58	2,110
Alachua	1,642	39	1,681
Baker	62	4	66
Bradford	91	12	103
Gilchrist	15	0	15
Levy	119	2	121
Union	123	1	124
Circuit 9	4,740	431	5,171
Orange	3,702	334	4,036
Osceola	1,038	97	1,135

CIRCUIT PROBATE DISPOSITIONS
by Circuit/County and Category
FY 2013-14

Circuit/County	Probate and Mental Health	Trust and Guardianship	Total
Circuit 10	4,483	229	4,712
Hardee	55	15	70
Highlands	810	36	846
Polk	3,618	178	3,796
Circuit 11	10,733	983	11,716
Miami-Dade	10,733	983	11,716
Circuit 12	5,675	316	5,991
Desoto	80	2	82
Manatee	1,671	131	1,802
Sarasota	3,924	183	4,107
Circuit 13	5,975	359	6,334
Hillsborough	5,975	359	6,334
Circuit 14	1,642	19	1,661
Bay	1,121	7	1,128
Calhoun	36	0	36
Gulf	69	1	70
Holmes	90	2	92
Jackson	294	8	302
Washington	32	1	33
Circuit 15	6,063	549	6,612
Palm Beach	6,063	549	6,612
Circuit 16	468	5	473
Monroe	468	5	473

Circuit Probate ◆ Dispositions

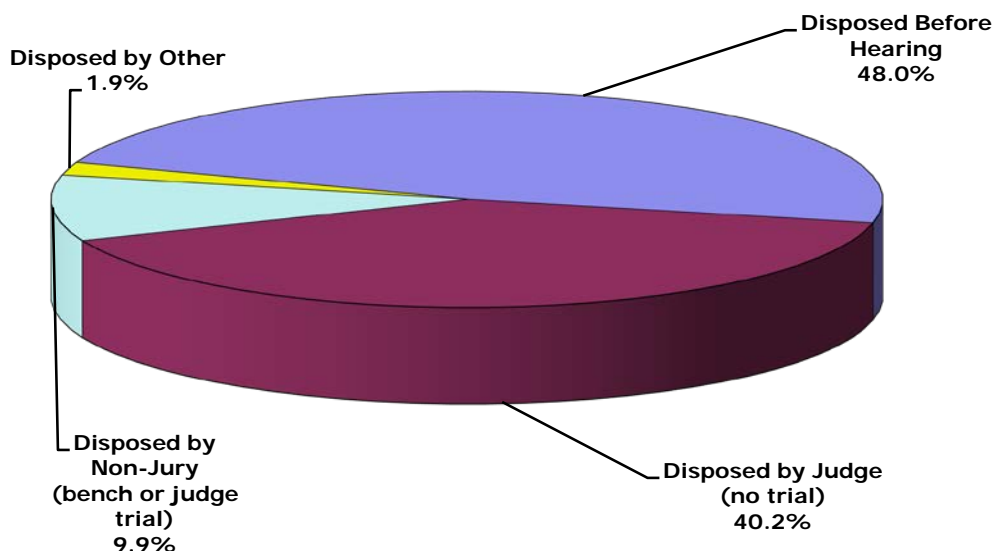
CIRCUIT PROBATE DISPOSITIONS
by Circuit/County and Category
FY 2013-14

Circuit/County	Probate and Mental Health	Trust and Guardianship	Total
Circuit 17	7,339	396	7,735
Broward	7,339	396	7,735
Circuit 18	4,194	363	4,557
Brevard	2,099	207	2,306
Seminole	2,095	156	2,251
Circuit 19	3,489	262	3,751
Indian River	824	65	889
Martin	683	44	727
Okeechobee	119	10	129
St. Lucie	1,863	143	2,006
Circuit 20	6,860	473	7,333
Charlotte	1,627	107	1,734
Collier	2,118	133	2,251
Glades	9	0	9
Hendry	78	11	89
Lee	3,028	222	3,250
Total	95,794	6,322	102,116

CIRCUIT PROBATE DISPOSITIONS
 Statewide by Disposition Type and Case Type
 FY 2013-14

Disposition Type	Probate	Baker Act	Substance Abuse	Other Social Cases	Guardianship	Trust	Total
A. Disposed Before Hearing	25,439	18,064	3,931	669	649	240	48,992
B. Disposed by Judge (no trial)	20,784	10,669	3,842	2,090	3,318	353	41,056
C. Disposed by Non-Jury	236	5,938	1,009	1,334	1,561	3	10,081
D. Disposed by Other	205	1,375	129	80	84	114	1,987
Total	46,664	36,046	8,911	4,173	5,612	710	102,116

CIRCUIT PROBATE DISPOSITIONS
 by Disposition Type
 FY 2013-14



Circuit Probate ♦ Other Statistics

The Circuit Probate division also includes other statistics in the form of clearance rates and reopenings. **These data are provided by the 67 clerks of court. However, dispositions and special proceedings data are not audited for accuracy by the OSCA.**

Clearance Rates - The clearance rate is a useful measure of the responsiveness of a court to the demand for services, and is nationally recognized as a measure of court performance. The rate is determined by dividing the total number of cases *disposed* by the total number of cases *filed* during a specific time period. If a court received 1,000 new cases a month and *disposed* of 900 cases within the same month, the clearance rate for that month would be 90%. A 100% clearance rate means that a court is disposing of at least as many cases as have been filed during the reporting period. Thus, where clearance rates exceed 100%, those circuits are actually disposing of cases more quickly than cases are being filed for the period in question.

Reopenings - A reopening occurs when a case that has previously been reported as disposed is resubmitted to the court through a motion or petition.

**CIRCUIT PROBATE CLEARANCE RATES
by Circuit
FY 2013-14**

Circuit	Filings	Dispositions	Clearance Rates
1	4,780	4,384	91.7%
2	3,034	2,796	92.2%
3	1,031	752	72.9%
4	6,065	5,898	97.2%
5	7,010	6,528	93.1%
6	8,816	8,231	93.4%
7	5,690	5,371	94.4%
8	2,329	2,110	90.6%
9	5,590	5,171	92.5%
10	4,838	4,712	97.4%
11	12,274	11,716	95.5%
12	6,539	5,991	91.6%
13	7,012	6,334	90.3%
14	1,958	1,661	84.8%
15	7,802	6,612	84.7%
16	460	473	102.8%
17	11,696	7,735	66.1%
18	5,296	4,557	86.0%
19	4,236	3,751	88.6%
20	7,590	7,333	96.6%
Total	114,046	102,116	89.5%

Circuit Probate ♦ Other Statistics

CIRCUIT PROBATE SPECIAL PROCEEDINGS
by Circuit
FY 2013-14

Circuit	Reopenings
1	3,103
2	1,528
3	52
4	1,075
5	3,274
6	5,155
7	2,037
8	1,922
9	4,703
10	2,098
11	32,619
12	4,307
13	5,119
14	697
15	6,439
16	61
17	382
18	4,138
19	2,156
20	4,727
Total	85,592

-This page intentionally left blank-