

## County Criminal ◆ Overview

The County Criminal division includes the following three categories of criminal offenses: misdemeanors and criminal traffic, county and municipal ordinances, and driving under the influence. Within these categories are the following case types:

**Misdemeanor and Criminal Traffic** - misdemeanors, worthless checks, and criminal traffic offenses

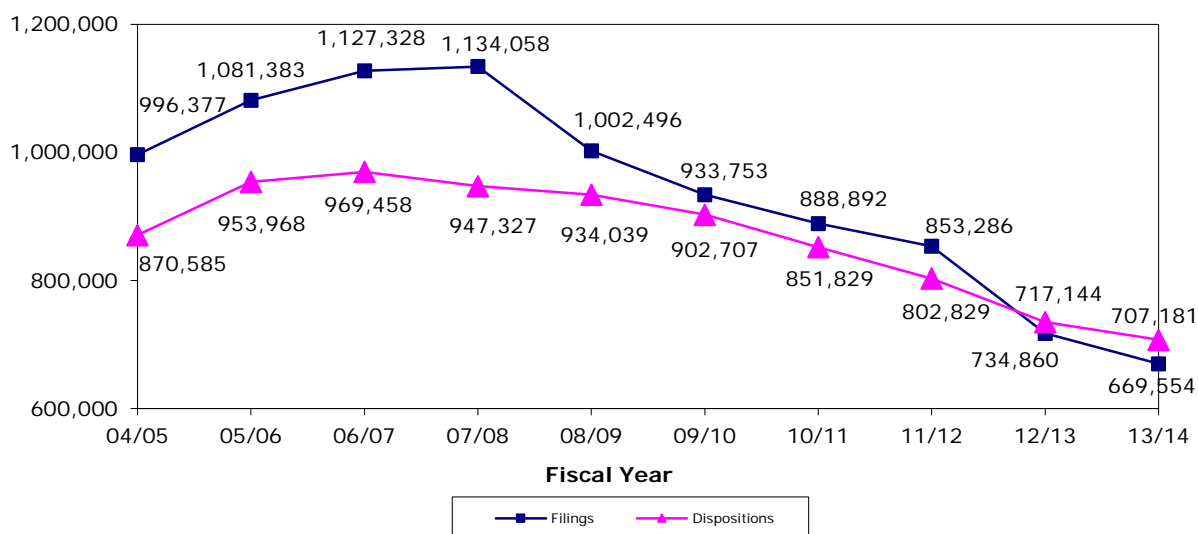
**County and Municipal Ordinances** - county ordinance and municipal ordinance offenses

**Driving Under the Influence** - driving under the influence (DUI) offenses

The Summary Reporting System does not directly capture criminal traffic and DUI cases. These data are reported independently by clerks of court to the Florida Court Clerks and Comptrollers (FCCC). The FCCC then provides these data to the Office of the State Courts Administrator.

In the County Criminal division, *filings* correspond to each defendant against whom a sworn complaint, notice to appear, information, or indictment is filed. *Citations* correspond to each official summons to appear in court. *Dispositions* correspond to each defendant for whom a final judicial decision is rendered terminating a criminal proceeding by an acquittal, a dismissal, or a judgment stating the specific sentence (in the case of a conviction). *Jury trials* are defined as trials in which a group of citizens is impaneled, selected, and sworn to determine the issues of fact in a case.

### COUNTY CRIMINAL FILINGS AND DISPOSITIONS\* FY 2004-05 to FY 2013-14

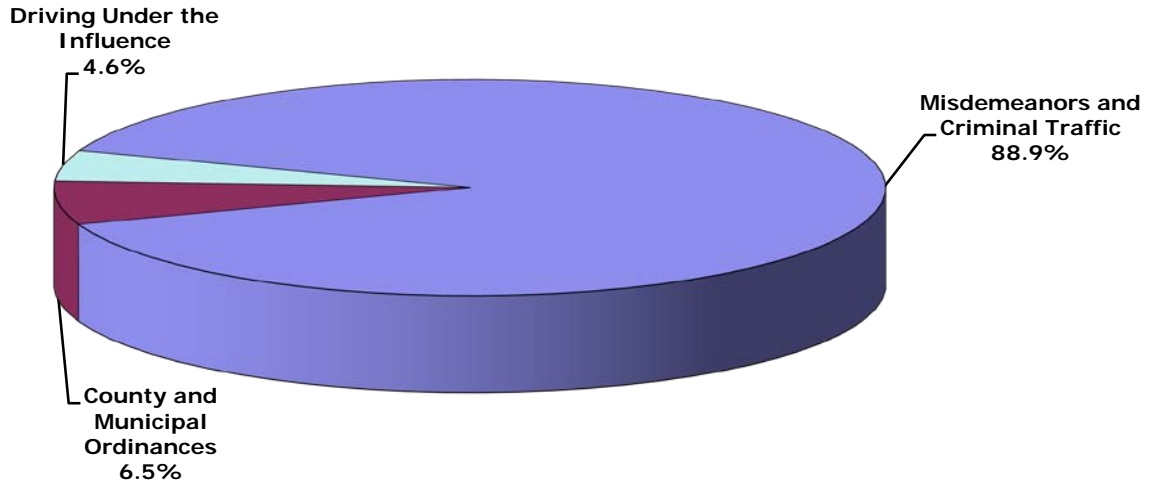


**COUNTY CRIMINAL FILINGS**  
**Statewide by Category/Case Type and Month**  
**FY 2013-14**

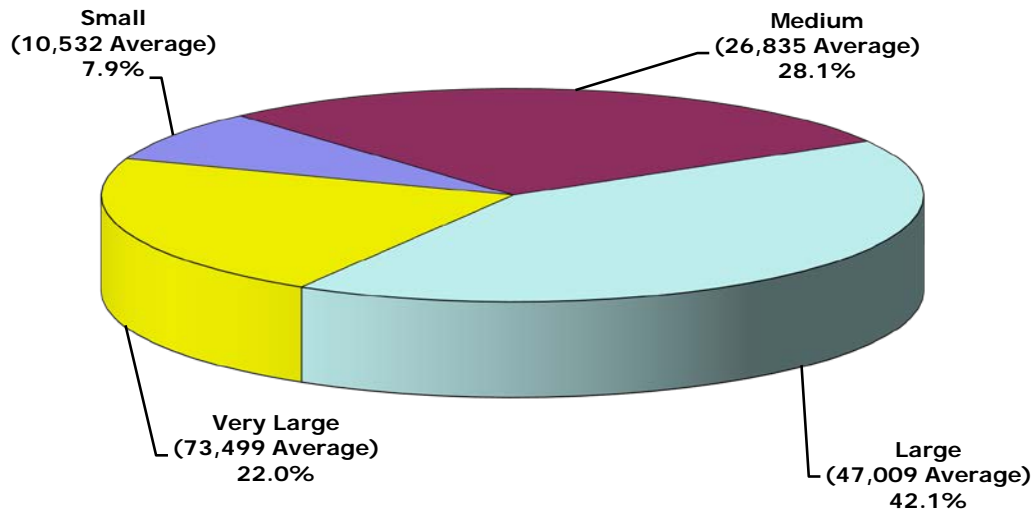
Category/ Case Type	Jul	Aug	Sep	Oct	Nov	Dec	Jan	Feb	Mar	Apr	May	Jun	Total
<b>A. Misdemeanors and Criminal Traffic</b>	<b>51,879</b>	<b>54,349</b>	<b>49,912</b>	<b>51,322</b>	<b>46,309</b>	<b>46,478</b>	<b>46,549</b>	<b>45,475</b>	<b>52,896</b>	<b>48,571</b>	<b>49,950</b>	<b>46,763</b>	<b>590,453</b>
1. Misdemeanors	26,111	26,618	24,818	25,859	22,950	24,291	23,387	22,758	28,842	26,528	27,437	26,577	306,176
2. Worthless Checks	820	814	510	705	559	393	356	512	525	342	350	383	6,269
3. Criminal Traffic	24,948	26,917	24,584	24,758	22,800	21,794	22,806	22,205	23,529	21,701	22,163	19,803	278,008
<b>B. County and Municipal Ordinances</b>	<b>4,162</b>	<b>3,759</b>	<b>3,724</b>	<b>3,651</b>	<b>2,993</b>	<b>2,962</b>	<b>3,329</b>	<b>3,291</b>	<b>4,093</b>	<b>3,852</b>	<b>4,037</b>	<b>3,683</b>	<b>43,536</b>
1. County Ordinances	1,428	1,153	1,121	1,109	1,001	829	973	1,066	1,378	1,239	1,314	1,172	13,783
2. Municipal Ordinances	2,734	2,606	2,603	2,542	1,992	2,133	2,356	2,225	2,715	2,613	2,723	2,511	29,753
<b>C. Driving Under the Influence</b>	<b>3,059</b>	<b>3,532</b>	<b>3,189</b>	<b>3,068</b>	<b>3,019</b>	<b>3,087</b>	<b>2,960</b>	<b>2,781</b>	<b>3,240</b>	<b>2,614</b>	<b>2,717</b>	<b>2,299</b>	<b>35,565</b>
1. Driving Under the Influence	3,059	3,532	3,189	3,068	3,019	3,087	2,960	2,781	3,240	2,614	2,717	2,299	35,565
<b>Total</b>	<b>59,100</b>	<b>61,640</b>	<b>56,825</b>	<b>58,041</b>	<b>52,321</b>	<b>52,527</b>	<b>52,838</b>	<b>51,547</b>	<b>60,229</b>	<b>55,037</b>	<b>56,704</b>	<b>52,745</b>	<b>669,554</b>

**County Criminal ♦ Filings**

**COUNTY CRIMINAL FILINGS  
by Category  
FY 2013-14**



**COUNTY CRIMINAL FILINGS  
by Circuit Size\*  
FY 2013-14**



\*Small Circuits - 2nd, 3rd, 8th, 14th, 16th;  
 Medium Circuits - 1st, 5th, 7th, 10th, 12th, 18th, 19th;  
 Large Circuits - 4th, 6th, 9th, 13th, 15th, 20th; and  
 Very Large Circuits - 11th, 17th (as defined in the Glossary).

**COUNTY CRIMINAL FILINGS**  
**by Circuit and Case Type**  
**FY 2013-14**

Circuit	Misdemeanors	Worthless Checks	Criminal Traffic	County Ordinances	Municipal Ordinances	Driving Under the Influence	Total
1	11,632	871	8,345	815	195	1,598	23,456
2	6,270	1,155	4,023	29	55	704	12,236
3	3,469	80	2,372	56	14	299	6,290
4	20,454	20	15,828	336	3,389	3,370	43,397
5	12,061	347	9,691	5	299	1,816	24,219
6	22,285	733	13,413	1,976	4,487	3,253	46,147
7	21,270	1,067	13,813	571	1,473	1,434	39,628
8	8,874	326	4,927	14	344	939	15,424
9	23,775	0	17,774	1,906	2,731	3,301	49,487
10	13,632	538	8,098	348	217	776	23,609
11	31,637	14	62,559	582	287	2,213	97,292
12	11,005	8	10,241	71	1,680	1,616	24,621
13	20,770	260	29,958	1,204	1,175	2,541	55,908
14	8,229	460	4,785	142	403	844	14,863
15	21,359	9	18,997	975	2,282	1,581	45,203
16	2,748	31	444	86	379	157	3,845
17	19,496	16	20,987	105	6,923	2,179	49,706
18	20,916	100	9,521	99	405	1,510	32,551
19	9,965	39	6,719	390	1,077	1,569	19,759
20	16,329	195	15,513	4,073	1,938	3,865	41,913
<b>Total</b>	<b>306,176</b>	<b>6,269</b>	<b>278,008</b>	<b>13,783</b>	<b>29,753</b>	<b>35,565</b>	<b>669,554</b>

**County Criminal ◆ Filings**

**COUNTY CRIMINAL FILINGS**  
**by Circuit/County and Category**  
**FY 2013-14**

<b>Circuit/County</b>	<b>Misdemeanors and Criminal Traffic</b>	<b>County and Municipal Ordinances</b>	<b>Driving Under the Influence</b>	<b>Total</b>
<b>Circuit 1</b>	<b>20,848</b>	<b>1,010</b>	<b>1,598</b>	<b>23,456</b>
Escambia	9,358	171	432	9,961
Okaloosa	5,943	138	646	6,727
Santa Rosa	3,228	295	365	3,888
Walton	2,319	406	155	2,880
<b>Circuit 2</b>	<b>11,448</b>	<b>84</b>	<b>704</b>	<b>12,236</b>
Franklin	881	23	26	930
Gadsden	1,428	2	60	1,490
Jefferson	350	0	35	385
Leon	7,746	53	472	8,271
Liberty	210	6	13	229
Wakulla	833	0	98	931
<b>Circuit 3</b>	<b>5,921</b>	<b>70</b>	<b>299</b>	<b>6,290</b>
Columbia	2,320	17	128	2,465
Dixie	370	3	7	380
Hamilton	462	0	19	481
Lafayette	153	0	4	157
Madison	735	0	40	775
Suwannee	996	19	66	1,081
Taylor	885	31	35	951
<b>Circuit 4</b>	<b>36,302</b>	<b>3,725</b>	<b>3,370</b>	<b>43,397</b>
Clay	4,180	18	299	4,497
Duval	29,922	3,382	2,767	36,071
Nassau	2,200	325	304	2,829

**COUNTY CRIMINAL FILINGS**  
**by Circuit/County and Category**  
 FY 2013-14

Circuit/County	Misdemeanors and Criminal Traffic	County and Municipal Ordinances	Driving Under the Influence	Total
<b>Circuit 5</b>	<b>22,099</b>	<b>304</b>	<b>1,816</b>	<b>24,219</b>
Citrus	2,234	0	206	2,440
Hernando	4,045	0	255	4,300
Lake	6,290	58	450	6,798
Marion	8,008	246	765	9,019
Sumter	1,522	0	140	1,662
<b>Circuit 6</b>	<b>36,431</b>	<b>6,463</b>	<b>3,253</b>	<b>46,147</b>
Pasco	9,791	632	955	11,378
Pinellas	26,640	5,831	2,298	34,769
<b>Circuit 7</b>	<b>36,150</b>	<b>2,044</b>	<b>1,434</b>	<b>39,628</b>
Flagler	3,310	0	153	3,463
Putnam	3,276	0	75	3,351
St. Johns	4,553	382	261	5,196
Volusia	25,011	1,662	945	27,618
<b>Circuit 8</b>	<b>14,127</b>	<b>358</b>	<b>939</b>	<b>15,424</b>
Alachua	9,782	350	738	10,870
Baker	1,211	0	32	1,243
Bradford	1,150	0	49	1,199
Gilchrist	407	6	23	436
Levy	1,203	2	71	1,276
Union	374	0	26	400
<b>Circuit 9</b>	<b>41,549</b>	<b>4,637</b>	<b>3,301</b>	<b>49,487</b>
Orange	31,936	4,500	2,735	39,171
Osceola	9,613	137	566	10,316

**County Criminal ♦ Filings**

**COUNTY CRIMINAL FILINGS  
by Circuit/County and Category  
FY 2013-14**

<b>Circuit/County</b>	<b>Misdemeanors and Criminal Traffic</b>	<b>County and Municipal Ordinances</b>	<b>Driving Under the Influence</b>	<b>Total</b>
<b>Circuit 10</b>	<b>22,268</b>	<b>565</b>	<b>776</b>	<b>23,609</b>
Hardee	1,056	108	40	1,204
Highlands	2,029	0	143	2,172
Polk	19,183	457	593	20,233
<b>Circuit 11</b>	<b>94,210</b>	<b>869</b>	<b>2,213</b>	<b>97,292</b>
Miami-Dade	94,210	869	2,213	97,292
<b>Circuit 12</b>	<b>21,254</b>	<b>1,751</b>	<b>1,616</b>	<b>24,621</b>
Desoto	991	0	54	1,045
Manatee	9,482	124	668	10,274
Sarasota	10,781	1,627	894	13,302
<b>Circuit 13</b>	<b>50,988</b>	<b>2,379</b>	<b>2,541</b>	<b>55,908</b>
Hillsborough	50,988	2,379	2,541	55,908
<b>Circuit 14</b>	<b>13,474</b>	<b>545</b>	<b>844</b>	<b>14,863</b>
Bay	10,454	540	683	11,677
Calhoun	238	0	20	258
Gulf	392	5	24	421
Holmes	623	0	34	657
Jackson	1,188	0	56	1,244
Washington	579	0	27	606
<b>Circuit 15</b>	<b>40,365</b>	<b>3,257</b>	<b>1,581</b>	<b>45,203</b>
Palm Beach	40,365	3,257	1,581	45,203
<b>Circuit 16</b>	<b>3,223</b>	<b>465</b>	<b>157</b>	<b>3,845</b>
Monroe	3,223	465	157	3,845

**COUNTY CRIMINAL FILINGS**  
**by Circuit/County and Category**  
 FY 2013-14

Circuit/County	Misdemeanors and Criminal Traffic	County and Municipal Ordinances	Driving Under the Influence	Total
<b>Circuit 17</b>	<b>40,499</b>	<b>7,028</b>	<b>2,179</b>	<b>49,706</b>
Broward	40,499	7,028	2,179	49,706
<b>Circuit 18</b>	<b>30,537</b>	<b>504</b>	<b>1,510</b>	<b>32,551</b>
Brevard	17,739	425	1,013	19,177
Seminole	12,798	79	497	13,374
<b>Circuit 19</b>	<b>16,723</b>	<b>1,467</b>	<b>1,569</b>	<b>19,759</b>
Indian River	3,463	34	223	3,720
Martin	4,475	149	635	5,259
Okeechobee	1,288	1	72	1,361
St. Lucie	7,497	1,283	639	9,419
<b>Circuit 20</b>	<b>32,037</b>	<b>6,011</b>	<b>3,865</b>	<b>41,913</b>
Charlotte	4,664	0	422	5,086
Collier	7,395	349	1,046	8,790
Glades	444	0	23	467
Hendry	1,922	0	133	2,055
Lee	17,612	5,662	2,241	25,515
<b>Total</b>	<b>590,453</b>	<b>43,536</b>	<b>35,565</b>	<b>669,554</b>

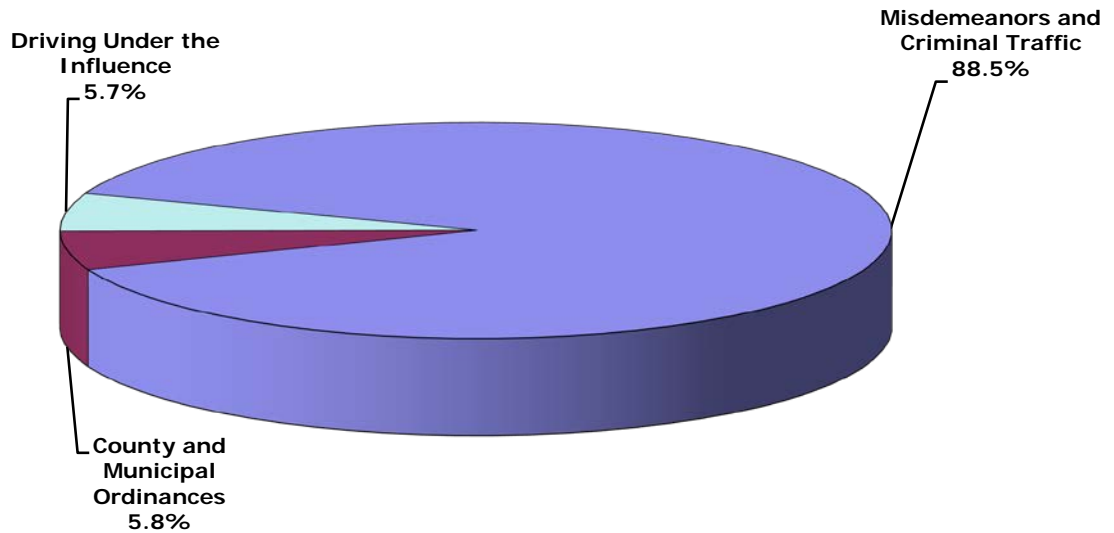


**County Criminal ♦ Dispositions**

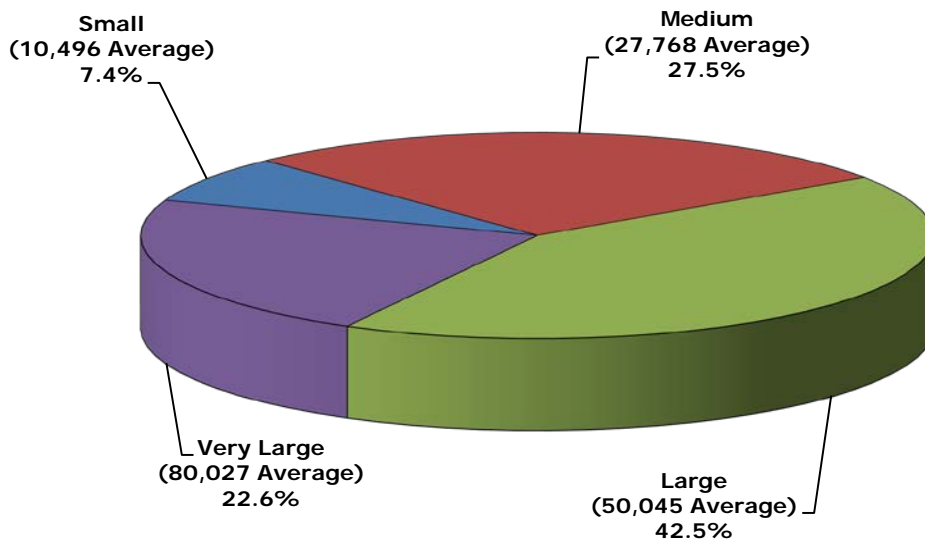
**COUNTY CRIMINAL DISPOSITIONS**  
**Statewide by Category/Case Type and Month**  
**FY 2013-14**

Category/ Case Type	Jul	Aug	Sep	Oct	Nov	Dec	Jan	Feb	Mar	Apr	May	Jun	Total
<b>A. Misdemeanors and Criminal Traffic</b>	<b>52,917</b>	<b>55,047</b>	<b>51,374</b>	<b>58,730</b>	<b>45,993</b>	<b>44,904</b>	<b>52,582</b>	<b>49,305</b>	<b>53,100</b>	<b>55,616</b>	<b>53,730</b>	<b>52,601</b>	<b>625,899</b>
1. Misdemeanors	24,289	25,388	23,672	26,232	21,159	20,978	24,056	22,578	24,829	25,026	24,877	24,915	287,999
2. Worthless Checks	763	732	797	855	649	589	642	643	727	576	1,040	612	8,625
3. Criminal Traffic	27,865	28,927	26,905	31,643	24,185	23,337	27,884	26,084	27,544	30,014	27,813	27,074	329,275
<b>B. County and Municipal Ordinances</b>	<b>3,689</b>	<b>3,761</b>	<b>3,360</b>	<b>3,618</b>	<b>2,964</b>	<b>2,863</b>	<b>3,045</b>	<b>2,985</b>	<b>3,560</b>	<b>3,445</b>	<b>4,263</b>	<b>3,515</b>	<b>41,068</b>
1. County Ordinances	1,244	1,171	1,027	1,065	856	873	920	936	1,142	1,104	1,141	1,128	12,607
2. Municipal Ordinances	2,445	2,590	2,333	2,553	2,108	1,990	2,125	2,049	2,418	2,341	3,122	2,387	28,461
<b>C. Driving Under the Influence</b>	<b>3,347</b>	<b>3,672</b>	<b>3,257</b>	<b>3,719</b>	<b>3,001</b>	<b>2,768</b>	<b>3,494</b>	<b>3,359</b>	<b>3,359</b>	<b>3,411</b>	<b>3,290</b>	<b>3,537</b>	<b>40,214</b>
1. Driving Under the Influence	3,347	3,672	3,257	3,719	3,001	2,768	3,494	3,359	3,359	3,411	3,290	3,537	40,214
<b>Total</b>	<b>59,953</b>	<b>62,480</b>	<b>57,991</b>	<b>66,067</b>	<b>51,958</b>	<b>50,535</b>	<b>59,121</b>	<b>55,649</b>	<b>60,019</b>	<b>62,472</b>	<b>61,283</b>	<b>59,653</b>	<b>707,181</b>

### COUNTY CRIMINAL DISPOSITIONS by Category FY 2013-14



### COUNTY CRIMINAL DISPOSITIONS by Circuit Size\* FY 2013-14



\*Small Circuits - 2nd, 3rd, 8th, 14th, 16th;  
Medium Circuits - 1st, 5th, 7th, 10th, 12th, 18th, 19th;  
Large Circuits - 4th, 6th, 9th, 13th, 15th, 20th; and  
Very Large Circuits - 11th, 17th (as defined in the Glossary).

**County Criminal ♦ Dispositions**

**COUNTY CRIMINAL DISPOSITIONS**  
**by Circuit and Case Type**  
**FY 2013-14**

Circuit	Misdemeanors	Worthless Checks	Criminal Traffic	County Ordinances	Municipal Ordinances	Driving Under the Influence	Total
1	12,026	1,096	9,262	730	71	1,536	24,721
2	5,648	1,300	5,287	21	48	717	13,021
3	2,864	117	2,518	39	0	299	5,837
4	18,749	243	19,801	300	3,282	3,255	45,630
5	11,409	373	10,197	1	282	1,938	24,200
6	21,173	988	15,407	2,132	5,080	3,618	48,398
7	21,494	1,327	15,771	534	1,542	1,458	42,126
8	8,703	397	5,610	12	362	1,152	16,236
9	22,399	3	18,356	1,726	2,668	3,549	48,701
10	13,167	853	9,135	366	247	973	24,741
11	25,045	19	76,491	544	308	3,104	105,511
12	10,167	82	11,837	57	1,580	1,886	25,609
13	20,706	285	34,296	1,347	1,213	2,444	60,291
14	7,411	605	5,064	121	356	722	14,279
15	20,922	7	27,626	942	2,104	2,372	53,973
16	1,897	18	602	58	317	216	3,108
17	17,347	29	26,203	141	6,740	4,083	54,543
18	20,772	149	10,678	101	367	1,797	33,864
19	9,813	92	7,001	193	415	1,601	19,115
20	16,287	642	18,133	3,242	1,479	3,494	43,277
<b>Total</b>	<b>287,999</b>	<b>8,625</b>	<b>329,275</b>	<b>12,607</b>	<b>28,461</b>	<b>40,214</b>	<b>707,181</b>

**COUNTY CRIMINAL DISPOSITIONS**  
**by Circuit/County and Category**  
 FY 2013-14

Circuit/County	Misdemeanors and Criminal Traffic	County and Municipal Ordinances	Driving Under the Influence	Total
<b>Circuit 1</b>	<b>22,384</b>	<b>801</b>	<b>1,536</b>	<b>24,721</b>
Escambia	10,323	157	450	10,930
Okaloosa	6,267	18	609	6,894
Santa Rosa	3,445	278	309	4,032
Walton	2,349	348	168	2,865
<b>Circuit 2</b>	<b>12,235</b>	<b>69</b>	<b>717</b>	<b>13,021</b>
Franklin	769	14	22	805
Gadsden	1,591	2	79	1,672
Jefferson	373	0	35	408
Leon	8,570	46	473	9,089
Liberty	206	7	19	232
Wakulla	726	0	89	815
<b>Circuit 3</b>	<b>5,499</b>	<b>39</b>	<b>299</b>	<b>5,837</b>
Columbia	2,298	14	125	2,437
Dixie	341	4	8	353
Hamilton	384	0	17	401
Lafayette	111	0	5	116
Madison	603	0	33	636
Suwannee	920	5	63	988
Taylor	842	16	48	906
<b>Circuit 4</b>	<b>38,793</b>	<b>3,582</b>	<b>3,255</b>	<b>45,630</b>
Clay	4,405	19	341	4,765
Duval	31,818	3,279	2,694	37,791
Nassau	2,570	284	220	3,074

**County Criminal ♦ Dispositions**

**COUNTY CRIMINAL DISPOSITIONS**  
**by Circuit/County and Category**  
**FY 2013-14**

<b>Circuit/County</b>	<b>Misdemeanors and Criminal Traffic</b>	<b>County and Municipal Ordinances</b>	<b>Driving Under the Influence</b>	<b>Total</b>
<b>Circuit 5</b>	<b>21,979</b>	<b>283</b>	<b>1,938</b>	<b>24,200</b>
Citrus	2,179	0	207	2,386
Hernando	4,304	0	277	4,581
Lake	6,310	55	536	6,901
Marion	7,669	228	803	8,700
Sumter	1,517	0	115	1,632
<b>Circuit 6</b>	<b>37,568</b>	<b>7,212</b>	<b>3,618</b>	<b>48,398</b>
Pasco	9,862	728	1,043	11,633
Pinellas	27,706	6,484	2,575	36,765
<b>Circuit 7</b>	<b>38,592</b>	<b>2,076</b>	<b>1,458</b>	<b>42,126</b>
Flagler	3,025	1	139	3,165
Putnam	3,596	0	85	3,681
St. Johns	4,980	405	238	5,623
Volusia	26,991	1,670	996	29,657
<b>Circuit 8</b>	<b>14,710</b>	<b>374</b>	<b>1,152</b>	<b>16,236</b>
Alachua	10,509	370	947	11,826
Baker	1,026	0	36	1,062
Bradford	1,215	0	51	1,266
Gilchrist	411	2	22	435
Levy	1,224	2	67	1,293
Union	325	0	29	354
<b>Circuit 9</b>	<b>40,758</b>	<b>4,394</b>	<b>3,549</b>	<b>48,701</b>
Orange	31,429	4,260	2,948	38,637
Osceola	9,329	134	601	10,064

**COUNTY CRIMINAL DISPOSITIONS**  
**by Circuit/County and Category**  
**FY 2013-14**

Circuit/County	Misdemeanors and Criminal Traffic	County and Municipal Ordinances	Driving Under the Influence	Total
<b>Circuit 10</b>	<b>23,155</b>	<b>613</b>	<b>973</b>	<b>24,741</b>
Hardee	1,063	103	56	1,222
Highlands	2,011	0	135	2,146
Polk	20,081	510	782	21,373
<b>Circuit 11</b>	<b>101,555</b>	<b>852</b>	<b>3,104</b>	<b>105,511</b>
Miami-Dade	101,555	852	3,104	105,511
<b>Circuit 12</b>	<b>22,086</b>	<b>1,637</b>	<b>1,886</b>	<b>25,609</b>
Desoto	915	1	54	970
Manatee	9,865	118	840	10,823
Sarasota	11,306	1,518	992	13,816
<b>Circuit 13</b>	<b>55,287</b>	<b>2,560</b>	<b>2,444</b>	<b>60,291</b>
Hillsborough	55,287	2,560	2,444	60,291
<b>Circuit 14</b>	<b>13,080</b>	<b>477</b>	<b>722</b>	<b>14,279</b>
Bay	10,076	476	613	11,165
Calhoun	156	0	10	166
Gulf	369	1	13	383
Holmes	755	0	27	782
Jackson	1,275	0	42	1,317
Washington	449	0	17	466
<b>Circuit 15</b>	<b>48,555</b>	<b>3,046</b>	<b>2,372</b>	<b>53,973</b>
Palm Beach	48,555	3,046	2,372	53,973
<b>Circuit 16</b>	<b>2,517</b>	<b>375</b>	<b>216</b>	<b>3,108</b>
Monroe	2,517	375	216	3,108

**County Criminal ♦ Dispositions**

**COUNTY CRIMINAL DISPOSITIONS**  
**by Circuit/County and Category**  
**FY 2013-14**

<b>Circuit/County</b>	<b>Misdemeanors and Criminal Traffic</b>	<b>County and Municipal Ordinances</b>	<b>Driving Under the Influence</b>	<b>Total</b>
<b>Circuit 17</b>	<b>43,579</b>	<b>6,881</b>	<b>4,083</b>	<b>54,543</b>
Broward	43,579	6,881	4,083	54,543
<b>Circuit 18</b>	<b>31,599</b>	<b>468</b>	<b>1,797</b>	<b>33,864</b>
Brevard	18,909	426	1,282	20,617
Seminole	12,690	42	515	13,247
<b>Circuit 19</b>	<b>16,906</b>	<b>608</b>	<b>1,601</b>	<b>19,115</b>
Indian River	3,521	33	223	3,777
Martin	4,444	174	578	5,196
Okeechobee	1,418	1	91	1,510
St. Lucie	7,523	400	709	8,632
<b>Circuit 20</b>	<b>35,062</b>	<b>4,721</b>	<b>3,494</b>	<b>43,277</b>
Charlotte	4,828	0	371	5,199
Collier	7,724	348	1,012	9,084
Glades	511	0	24	535
Hendry	2,250	0	136	2,386
Lee	19,749	4,373	1,951	26,073
<b>Total</b>	<b>625,899</b>	<b>41,068</b>	<b>40,214</b>	<b>707,181</b>

**COUNTY CRIMINAL DISPOSITIONS**  
**Statewide by Disposition Type and Case Type**  
**FY 2013-14**

Disposition Type	Misdemeanors	Worthless Checks	County Ordinances	Municipal Ordinances	Total
<b>A. Before Trial</b>	<b>285,115</b>	<b>8,613</b>	<b>12,216</b>	<b>27,991</b>	<b>333,935</b>
1. No File	44,927	1,298	307	1,377	47,909
2. Speedy Trial	10	0	0	1	11
3. Dismissed	42,309	3,302	3,276	3,325	52,212
4. Transferred	1,287	3	1	7	1,298
5. Plea	165,342	2,963	8,281	21,527	198,113
6. Other*	31,240	1,047	351	1,754	34,392
<b>B. After Trial Non-Jury</b>	<b>1,521</b>	<b>11</b>	<b>383</b>	<b>422</b>	<b>2,337</b>
1. Acquittal/Dismissal	284	2	81	73	440
2. Plea	741	9	37	228	1,015
3. Conviction	496	0	265	121	882
<b>C. After Trial Jury</b>	<b>1,363</b>	<b>1</b>	<b>8</b>	<b>48</b>	<b>1,420</b>
1. Acquittal/Dismissal	635	0	3	12	650
2. Plea	90	0	0	11	101
3. Conviction	638	1	5	25	669
<b>Total</b>	<b>287,999</b>	<b>8,625</b>	<b>12,607</b>	<b>28,461</b>	<b>337,692</b>

**COUNTY CRIMINAL TRAFFIC DISPOSITIONS**  
**Statewide by Disposition Type and Case Type**  
**FY 2013-14**

Disposition Type	Criminal Traffic	Driving Under the Influence	Total
A. Disposed by Judge (no trial)	220,106	30,707	250,813
B. Disposed by Jury	1,496	1,083	2,579
C. Disposed by Non-Jury	21,313	1,624	22,937
D. Disposed by Other	86,360	6,800	93,160
<b>Total</b>	<b>329,275</b>	<b>40,214</b>	<b>369,489</b>

\*The disposition type "Other" is used to report cases as disposed for: defendants placed on deferred prosecution or other pretrial diversion or probation programs approved after an information or an indictment is filed, defendants declared mentally or physically unable to stand trial, cases disposed upon estreatment of a bond, cases that are nolle prosequi (no further prosecution) for administrative reasons, or similar matters.



**County Criminal ♦ Dispositions**

**COUNTY CRIMINAL JURY TRIAL DISPOSITIONS\***  
**by Circuit/County and Category**  
**FY 2013-14**

Circuit (Circuit Seat)	Acquittals/Dismissals	Pleas	Convictions	Total
First (Pensacola)	25	2	15	42
Second (Tallahassee)	12	2	19	33
Third (Lake City)	1	1	6	8
Fourth (Jacksonville)	17	6	16	39
Fifth (Tavares)	20	0	4	24
Sixth (Clearwater)	48	1	47	96
Seventh (Daytona Beach)	14	2	21	37
Eighth (Gainesville)	18	5	14	37
Ninth (Orlando)	103	3	80	186
Tenth (Bartow)	41	8	46	95
Eleventh (Miami-Dade)	97	3	183	283
Twelfth (Sarasota)	12	9	25	46
Thirteenth (Tampa)	16	4	17	37
Fourteenth (Panama City)	4	2	2	8
Fifteenth (West Palm Beach)	54	9	42	105
Sixteenth (Key West)	4	0	4	8
Seventeenth (Ft. Lauderdale)	57	9	20	86
Eighteenth (Sanford)	63	13	51	127
Nineteenth (Ft. Pierce)	24	17	21	62
Twentieth (Ft. Myers)	20	5	36	61
<b>Total</b>	<b>650</b>	<b>101</b>	<b>669</b>	<b>1,420</b>

\*Detail jury trial statistics are not available for county criminal traffic. As a result, criminal traffic and DUI dispositions are not included.


**COUNTY CRIMINAL JURY TRIAL AND  
GUILTY DISPOSITION RATES\*  
by Circuit  
FY 2013-14**

Circuit (Circuit Seat)	Jury Trials (includes Acquittal/ Dismissal, Pleas, and Convictions)	Total Dispositions	Jury Trial Rates	Guilty Dispositions (includes Total Pleas and Convictions)	Total Dispositions (excludes No Files, Transferred, and Other)	Guilty Disposition Rates
First (Pensacola)	42	13,923	0.3%	7,938	10,513	75.5%
Second (Tallahassee)	33	7,017	0.5%	3,276	3,943	83.1%
Third (Lake City)	8	3,020	0.3%	1,775	2,270	78.2%
Fourth (Jacksonville)	39	22,574	0.2%	18,052	19,966	90.4%
Fifth (Tavares)	24	12,065	0.2%	8,075	8,790	91.9%
Sixth (Clearwater)	96	29,373	0.3%	20,229	22,108	91.5%
Seventh (Daytona Beach)	37	24,897	0.1%	13,078	18,176	72.0%
Eighth (Gainesville)	37	9,474	0.4%	4,427	6,058	73.1%
Ninth (Orlando)	186	26,796	0.7%	14,781	17,989	82.2%
Tenth (Bartow)	95	14,633	0.6%	8,697	12,613	69.0%
Eleventh (Miami-Dade)	283	25,916	1.1%	14,825	22,672	65.4%
Twelfth (Sarasota)	46	11,886	0.4%	7,597	8,263	91.9%
Thirteenth (Tampa)	37	23,551	0.2%	12,298	19,907	61.8%
Fourteenth (Panama City)	8	8,493	0.1%	4,740	5,006	94.7%
Fifteenth (West Palm Beach)	105	23,975	0.4%	12,748	15,850	80.4%
Sixteenth (Key West)	8	2,290	0.3%	1,761	1,926	91.4%
Seventeenth (Ft. Lauderdale)	86	24,257	0.4%	15,569	16,744	93.0%
Eighteenth (Sanford)	127	21,389	0.6%	11,679	16,840	69.4%
Nineteenth (Ft. Pierce)	62	10,513	0.6%	6,786	8,636	78.6%
Twentieth (Ft. Myers)	61	21,650	0.3%	12,449	15,823	78.7%
<b>Total</b>	<b>1,420</b>	<b>337,692</b>	<b>0.4%</b>	<b>200,780</b>	<b>254,093</b>	<b>79.0%</b>

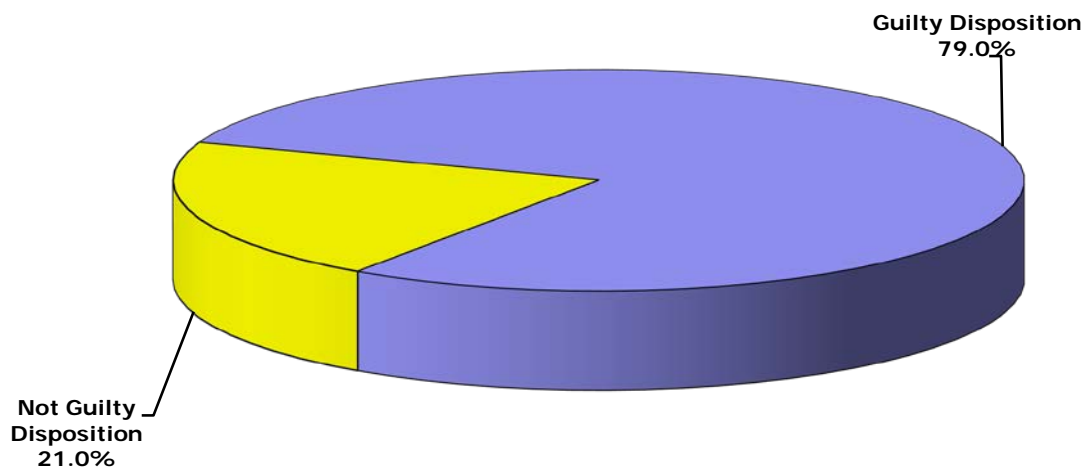
\*Jury trial and guilty disposition rates are not intended as a measure of efficiency of the judiciary, state attorneys, or public defenders. In addition, detail jury trial statistics are not available for county criminal traffic. As a result, criminal traffic and DUI dispositions are not included.

**County Criminal ♦ Dispositions**

**COUNTY CRIMINAL JURY TRIAL RATE\*  
FY 2013-14**



**COUNTY CRIMINAL GUILTY DISPOSITION RATE\*  
FY 2013-14**



\*Detail jury trial and guilty disposition statistics are not available for county criminal traffic. As a result, criminal traffic and DUI dispositions are not included.

The County Criminal division also includes other statistics such as clearance rates, reopenings, bond hearings, adversary preliminary hearings, probation revocation hearings, and post conviction relief motions. **These data are provided by the 67 clerks of court. However, dispositions and special proceedings data are not audited for accuracy by the OSCA.**

**Clearance Rates** - The clearance rate is a useful measure of the responsiveness of a court to the demand for services, and is nationally recognized as a measure of court performance. The rate is determined by dividing the total number of cases *disposed* by the total number of cases *filed* during a specific time period. If a court received 1,000 new cases a month and disposed of 900 cases within the same month, the clearance rate for that month would be 90%. A 100% clearance rate means that a court is disposing of at least as many cases as have been filed during the reporting period. Thus, where clearance rates exceed 100%, those circuits are actually disposing of cases more quickly than cases are being filed for the period in question.

**Reopenings** - A reopening occurs when a case that has previously been reported as disposed is resubmitted to the court through a motion or petition.

**Bond Hearings** - A bond hearing is a proceeding in which a judge considers a defendant's pretrial release status for the purpose of setting or modifying bond or other pretrial release status.

**Adversary Preliminary Hearings** - An adversary preliminary hearing is a proceeding in which a judge considers evidence presented to determine whether there is sufficient cause to hold the accused for trial.

**Probation Revocation Hearings** - A probation revocation hearing is a proceeding in which a judge determines whether a defendant's probation should be modified or revoked following an alleged violation.

**Post Conviction Relief Motions** - A post conviction relief motion is a motion to vacate, set aside, or correct a sentence pursuant to rule 3.850, Florida Rules of Criminal Procedure.

**County Criminal ◆ Other Statistics**

**COUNTY CRIMINAL CLEARANCE RATES  
by Circuit  
FY 2013-14**

Circuit	Filings	Dispositions	Clearance Rates
1	23,456	24,721	105.4%
2	12,236	13,021	106.4%
3	6,290	5,837	92.8%
4	43,397	45,630	105.1%
5	24,219	24,200	99.9%
6	46,147	48,398	104.9%
7	39,628	42,126	106.3%
8	15,424	16,236	105.3%
9	49,487	48,701	98.4%
10	23,609	24,741	104.8%
11	97,292	105,511	108.4%
12	24,621	25,609	104.0%
13	55,908	60,291	107.8%
14	14,863	14,279	96.1%
15	45,203	53,973	119.4%
16	3,845	3,108	80.8%
17	49,706	54,543	109.7%
18	32,551	33,864	104.0%
19	19,759	19,115	96.7%
20	41,913	43,277	103.3%
<b>Total</b>	<b>669,554</b>	<b>707,181</b>	<b>105.6%</b>

**COUNTY CRIMINAL SPECIAL PROCEEDINGS**  
**by Circuit**  
**FY 2013-14**

Circuit	Reopenings	Bond Hearings	Adversary Preliminary Hearings	Probation Revocation Hearings	Post Conviction Relief Motions	Total
1	1,263	34	0	2,700	54	4,051
2	843	2	0	580	1	1,426
3	189	0	0	772	1	962
4	834	99	0	2,707	52	3,692
5	2,138	20	1	2,613	1	4,773
6	358	2,538	4	3,239	16	6,155
7	862	1	1	2,650	6	3,520
8	3,127	206	0	1,566	3	4,902
9	2,317	139	0	416	1	2,873
10	2,639	107	0	1,903	18	4,667
11	0	62	0	655	276	993
12	952	14	0	1,865	135	2,966
13	1,648	836	0	839	0	3,323
14	719	2	0	861	0	1,582
15	1,369	123	0	1,142	66	2,700
16	0	14	0	5	0	19
17	159	94	0	677	0	930
18	2,603	705	0	2,029	5	5,342
19	2,159	16	0	1,188	1	3,364
20	1,424	468	0	4,025	165	6,082
<b>Total</b>	<b>25,603</b>	<b>5,480</b>	<b>6</b>	<b>32,432</b>	<b>801</b>	<b>64,322</b>