

County Civil ♦ Overview

The County Civil division includes the following five categories of civil cases: small claims (up to \$5,000), civil (\$5,001 to \$15,000), other civil, evictions, and civil traffic infractions. Within these categories are the following case types:

Small Claims (up to \$5,000) - small claims (up to \$5,000)

Civil (\$5,001 to \$15,000) - civil (\$5,001 to \$15,000)

Other Civil - replevins and other civil (examples of other civil cases include: non-monetary equity matters, control of animals, interred bodies, injunctive relief, declaratory judgments, and other similar events)

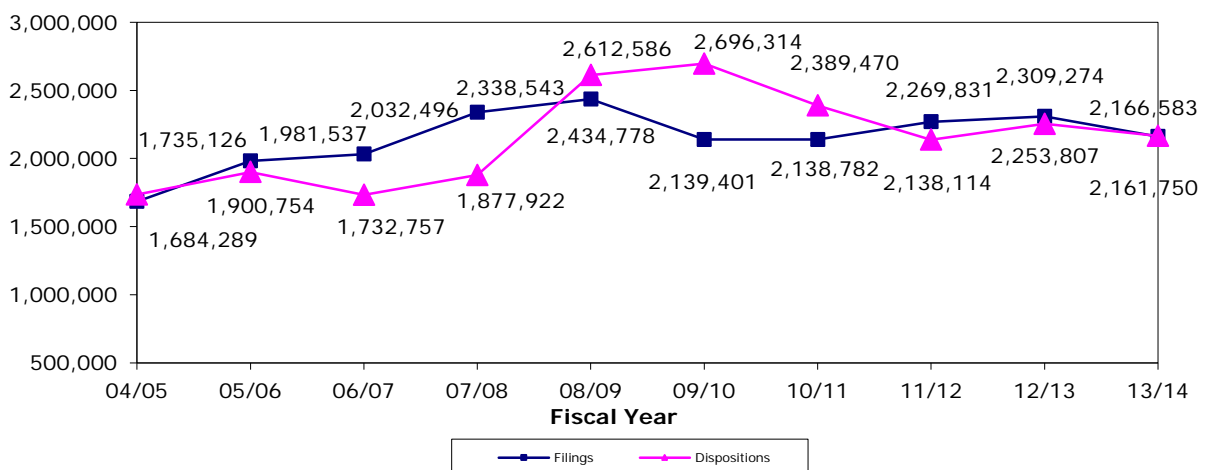
Evictions - evictions

Civil Traffic Infractions - civil traffic infractions (presided over by a judge or hearing officer)

The Summary Reporting System does not directly capture civil traffic cases. These data are reported independently by clerks of court to the Florida Court Clerks and Comptrollers (FCCC). The FCCC then provides these data to the Office of the State Courts Administrator. In addition, most civil traffic cases are disposed by the payment of a fine and do not require judicial involvement. Thus, the reported civil traffic statistics have been adjusted to exclude non-judicial cases.

In the County Civil division, *filings* correspond to each complaint or petition filed. *Dispositions* correspond to each complaint or petition disposed. *Jury trials* are defined as trials in which a group of citizens is impaneled, selected, and sworn to determine the issues of fact in a case.

COUNTY CIVIL FILINGS AND DISPOSITIONS* FY 2004-05 to FY 2013-14



*In fiscal year 2008-09, the increase in county court filings and dispositions is attributed to a refinement in the methodology used to calculate civil traffic infraction activity.

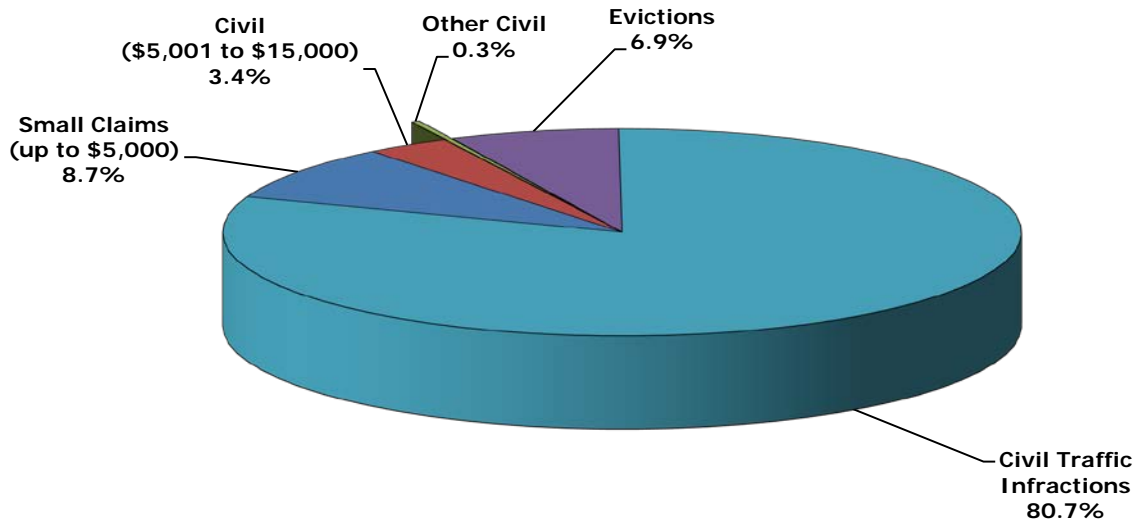
COUNTY CIVIL FILINGS
Statewide by Category/Case Type and Month
FY 2013-14

Category/ Case Type	Jul	Aug	Sep	Oct	Nov	Dec	Jan	Feb	Mar	Apr	May	Jun	Total
A. Small Claims (up to \$5,000)	20,439	16,027	14,117	17,810	12,571	11,436	13,799	13,370	16,321	17,616	18,401	15,809	187,716
1. Small Claims (up to \$5,000)	20,439	16,027	14,117	17,810	12,571	11,436	13,799	13,370	16,321	17,616	18,401	15,809	187,716
B. Civil (\$5,001 to \$15,000)	6,855	6,339	5,884	6,759	5,266	5,276	6,238	5,606	7,198	6,761	5,965	5,746	73,893
1. Civil (\$5,001 to \$15,000)	6,855	6,339	5,884	6,759	5,266	5,276	6,238	5,606	7,198	6,761	5,965	5,746	73,893
C. Other Civil	837	636	626	660	542	507	525	534	655	607	683	649	7,461
1. Replevins	233	236	215	308	198	194	187	235	235	196	236	206	2,679
2. Other Civil	604	400	411	352	344	313	338	299	420	411	447	443	4,782
D. Evictions	14,069	14,050	13,018	14,229	10,998	12,029	14,125	10,281	9,501	10,712	11,974	13,267	148,253
1. Evictions	14,069	14,050	13,018	14,229	10,998	12,029	14,125	10,281	9,501	10,712	11,974	13,267	148,253
E. Civil Traffic Infractions*	154,358	148,051	145,374	149,566	145,654	141,007	143,289	142,239	146,730	142,526	143,826	141,807	1,744,427
1. Civil Traffic Infractions*	154,358	148,051	145,374	149,566	145,654	141,007	143,289	142,239	146,730	142,526	143,826	141,807	1,744,427
Total	196,558	185,103	179,019	189,024	175,031	170,255	177,976	172,030	180,405	178,222	180,849	177,278	2,161,750

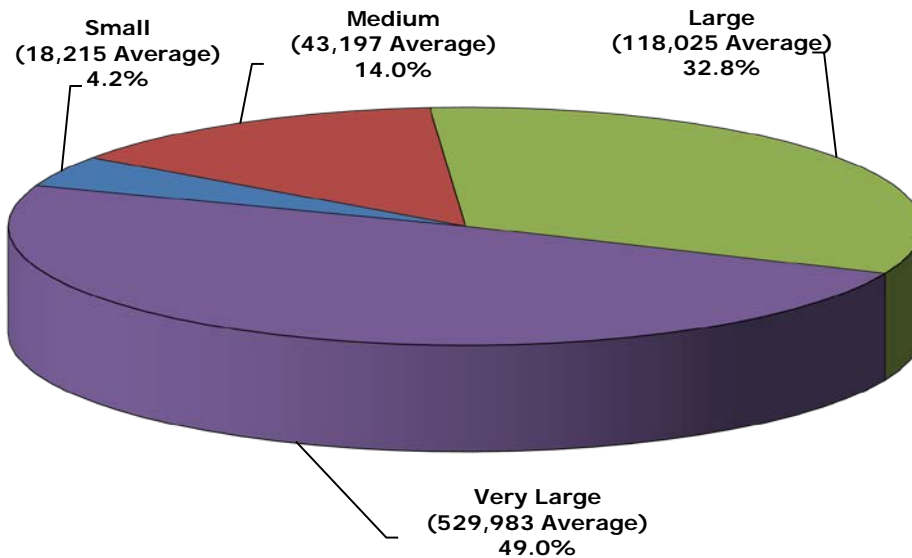
*These data do not include all civil traffic infractions reported to the Florida Court Clerks and Comptrollers by the clerks of court. They only represent those civil traffic infraction filings presided over by a judge or hearing officer.

County Civil ♦ Filings

**COUNTY CIVIL FILINGS
by Category
FY 2013-14**



**COUNTY CIVIL FILINGS
by Circuit Size*
FY 2013-14**



*Small Circuits - 2nd, 3rd, 8th, 14th, 16th;
 Medium Circuits - 1st, 5th, 7th, 10th, 12th, 18th, 19th;
 Large Circuits - 4th, 6th, 9th, 13th, 15th, 20th; and
 Very Large Circuits - 11th, 17th (as defined in the Glossary).

COUNTY CIVIL FILINGS
by Circuit and Case Type
FY 2013-14

Circuit	Small Claims (up to \$5,000)	Civil (\$5,001 to \$15,000)	Replevins	Other Civil	Evictions	Civil Traffic Infractions*	Total
1	3,358	1,369	88	46	3,567	17,408	25,836
2	2,622	831	63	40	3,557	18,503	25,616
3	1,065	315	63	55	665	9,482	11,645
4	6,957	3,742	171	19	12,900	108,285	132,074
5	4,925	2,660	119	101	4,497	30,370	42,672
6	12,250	3,969	158	1,194	10,048	42,868	70,487
7	4,651	2,271	122	59	5,241	44,385	56,729
8	2,440	773	76	20	2,095	21,901	27,305
9	14,885	5,360	185	35	14,213	99,979	134,657
10	4,245	1,837	422	381	4,648	23,210	34,743
11	44,502	16,005	151	1,866	23,635	654,950	741,109
12	5,940	2,090	109	83	3,788	25,174	37,184
13	16,979	5,633	241	226	13,013	91,769	127,861
14	1,766	575	93	0	1,734	12,136	16,304
15	11,585	5,676	205	84	9,787	147,122	174,459
16	392	226	2	21	413	9,333	10,387
17	34,110	12,122	93	345	19,483	252,703	318,856
18	5,149	2,857	92	25	5,908	52,002	66,033
19	3,454	1,647	121	52	3,288	30,617	39,179
20	6,441	3,935	105	130	5,773	52,230	68,614
Total	187,716	73,893	2,679	4,782	148,253	1,744,427	2,161,750

*These data do not include all civil traffic infractions reported to the Florida Court Clerks and Comptrollers by the clerks of court. They only represent those civil traffic infraction filings presided over by a judge or hearing officer.

County Civil ◆ Filings

**COUNTY CIVIL FILINGS
by Circuit/County and Category
FY 2013-14**

Circuit/County	Small Claims (up to \$5,000)	Civil (\$5,001 to \$15,000)	Other Civil	Evictions	Civil Traffic Infractions*	Total
Circuit 1	3,358	1,369	134	3,567	17,408	25,836
Escambia	1,503	571	61	1,885	6,131	10,151
Okaloosa	1,053	372	43	1,133	4,833	7,434
Santa Rosa	500	289	20	380	4,996	6,185
Walton	302	137	10	169	1,448	2,066
Circuit 2	2,622	831	103	3,557	18,503	25,616
Franklin	66	1	20	40	607	734
Gadsden	285	94	9	150	3,114	3,652
Jefferson	71	3	2	16	1,089	1,181
Leon	2,043	669	56	3,273	12,489	18,530
Liberty	27	7	0	11	207	252
Wakulla	130	57	16	67	997	1,267
Circuit 3	1,065	315	118	665	9,482	11,645
Columbia	486	151	34	406	2,613	3,690
Dixie	63	0	33	27	773	896
Hamilton	70	0	8	36	891	1,005
Lafayette	49	7	14	5	107	182
Madison	117	47	3	44	3,262	3,473
Suwannee	210	66	16	106	935	1,333
Taylor	70	44	10	41	901	1,066
Circuit 4	6,957	3,742	190	12,900	108,285	132,074
Clay	869	532	26	892	5,076	7,395
Duval	5,821	3,022	146	11,837	101,195	122,021
Nassau	267	188	18	171	2,014	2,658

COUNTY CIVIL FILINGS
by Circuit/County and Category
FY 2013-14

Circuit/County	Small Claims (up to \$5,000)	Civil (\$5,001 to \$15,000)	Other Civil	Evictions	Civil Traffic Infractions*	Total
Circuit 5	4,925	2,660	220	4,497	30,370	42,672
Citrus	728	359	38	474	1,786	3,385
Hernando	1,028	577	45	711	8,318	10,679
Lake	1,419	839	35	1,584	11,265	15,142
Marion	1,566	779	90	1,588	5,732	9,755
Sumter	184	106	12	140	3,269	3,711
Circuit 6	12,250	3,969	1,352	10,048	42,868	70,487
Pasco	2,836	700	1,179	2,539	12,031	19,285
Pinellas	9,414	3,269	173	7,509	30,837	51,202
Circuit 7	4,651	2,271	181	5,241	44,385	56,729
Flagler	463	317	9	331	1,489	2,609
Putnam	432	131	33	503	2,298	3,397
St. Johns	700	465	42	618	5,831	7,656
Volusia	3,056	1,358	97	3,789	34,767	43,067
Circuit 8	2,440	773	96	2,095	21,901	27,305
Alachua	1,843	545	42	1,714	17,718	21,862
Baker	101	40	20	54	766	981
Bradford	126	26	16	122	2,058	2,348
Gilchrist	63	35	0	33	284	415
Levy	244	109	11	115	905	1,384
Union	63	18	7	57	170	315
Circuit 9	14,885	5,360	220	14,213	99,979	134,657
Orange	12,691	4,413	177	12,308	81,233	110,822
Osceola	2,194	947	43	1,905	18,746	23,835

County Civil ◆ Filings

**COUNTY CIVIL FILINGS
by Circuit/County and Category
FY 2013-14**

Circuit/County	Small Claims (up to \$5,000)	Civil (\$5,001 to \$15,000)	Other Civil	Evictions	Civil Traffic Infractions*	Total
Circuit 10	4,245	1,837	803	4,648	23,210	34,743
Hardee	51	50	13	67	1,253	1,434
Highlands	471	179	0	383	2,113	3,146
Polk	3,723	1,608	790	4,198	19,844	30,163
Circuit 11	44,502	16,005	2,017	23,635	654,950	741,109
Miami-Dade	44,502	16,005	2,017	23,635	654,950	741,109
Circuit 12	5,940	2,090	192	3,788	25,174	37,184
Desoto	120	49	34	144	1,140	1,487
Manatee	1,757	926	74	2,028	9,662	14,447
Sarasota	4,063	1,115	84	1,616	14,372	21,250
Circuit 13	16,979	5,633	467	13,013	91,769	127,861
Hillsborough	16,979	5,633	467	13,013	91,769	127,861
Circuit 14	1,766	575	93	1,734	12,136	16,304
Bay	973	411	59	1,482	7,418	10,343
Calhoun	60	26	9	20	498	613
Gulf	96	9	5	25	187	322
Holmes	89	42	4	60	1,060	1,255
Jackson	411	76	10	97	2,261	2,855
Washington	137	11	6	50	712	916
Circuit 15	11,585	5,676	289	9,787	147,122	174,459
Palm Beach	11,585	5,676	289	9,787	147,122	174,459
Circuit 16	392	226	23	413	9,333	10,387
Monroe	392	226	23	413	9333	10,387

COUNTY CIVIL FILINGS
by Circuit/County and Category
FY 2013-14

Circuit/County	Small Claims (up to \$5,000)	Civil (\$5,001 to \$15,000)	Other Civil	Evictions	Civil Traffic Infractions*	Total
Circuit 17	34,110	12,122	438	19,483	252,703	318,856
Broward	34,110	12,122	438	19,483	252,703	318,856
Circuit 18	5,149	2,857	117	5,908	52,002	66,033
Brevard	2,251	1,463	59	3,149	15,726	22,648
Seminole	2,898	1,394	58	2,759	36,276	43,385
Circuit 19	3,454	1,647	173	3,288	30,617	39,179
Indian River	792	331	32	750	4,144	6,049
Martin	717	432	20	566	7,875	9,610
Okeechobee	158	85	9	123	1,102	1,477
St. Lucie	1,787	799	112	1,849	17,496	22,043
Circuit 20	6,441	3,935	235	5,773	52,230	68,614
Charlotte	785	440	62	622	4,090	5,999
Collier	1,610	1,138	14	1,142	11,018	14,922
Glades	37	17	0	42	2,918	3,014
Hendry	177	79	0	145	2,168	2,569
Lee	3,832	2,261	159	3,822	32,036	42,110
Total	187,716	73,893	7,461	148,253	1,744,427	2,161,750

*These data do not include all civil traffic infractions reported to the Florida Court Clerks and Comptrollers by the clerks of court. They only represent those civil traffic infraction filings presided over by a judge or hearing officer.

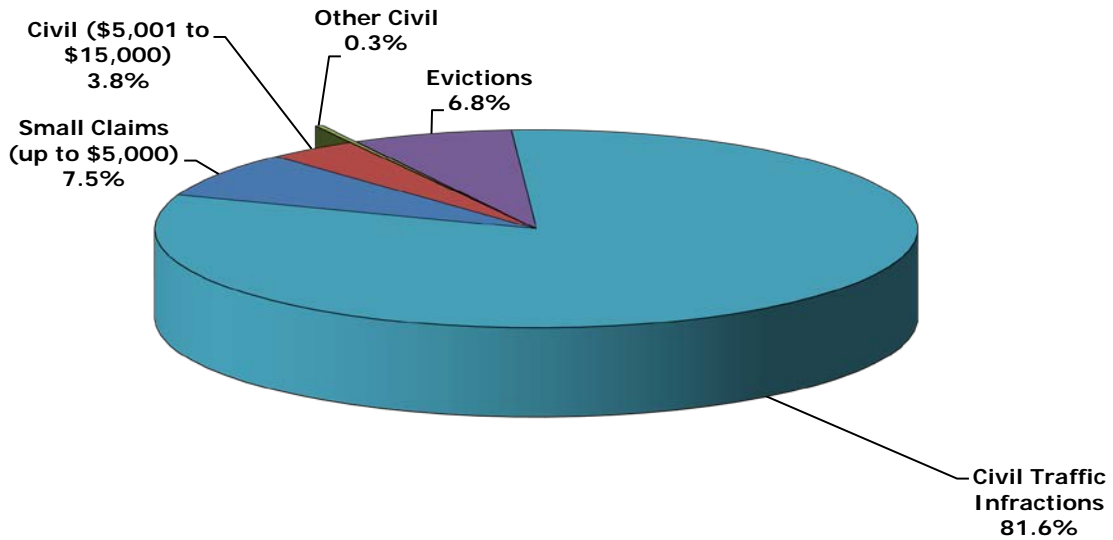
County Civil ♦ Dispositions

COUNTY CIVIL DISPOSITIONS
Statewide by Category/Case Type and Month
FY 2013-14

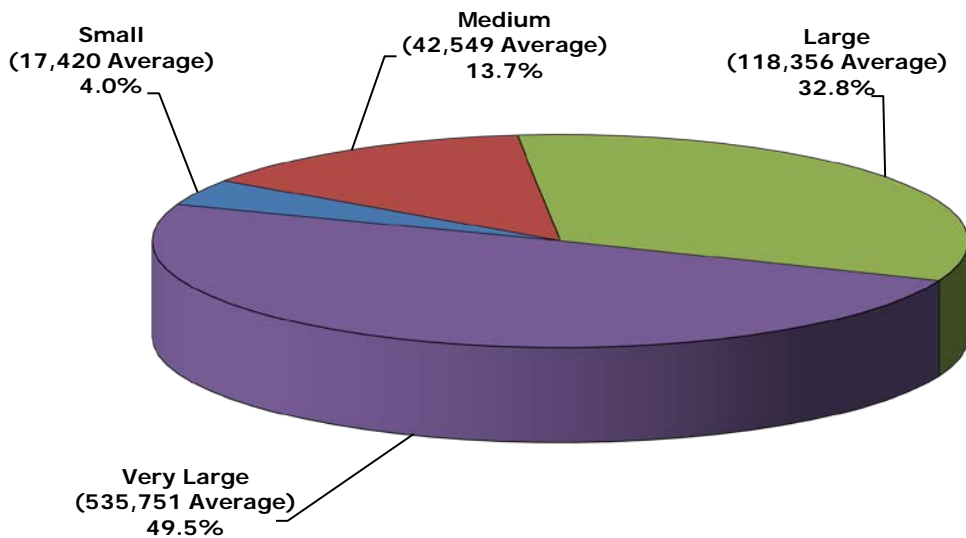
Category/ Case Type	Jul	Aug	Sep	Oct	Nov	Dec	Jan	Feb	Mar	Apr	May	Jun	Total
A. Small Claims (up to \$5,000)	11,799	14,170	11,864	15,000	11,546	12,719	14,144	13,145	12,906	14,714	15,353	14,951	162,311
1. Small Claims (up to \$5,000)	11,799	14,170	11,864	15,000	11,546	12,719	14,144	13,145	12,906	14,714	15,353	14,951	162,311
B. Civil (\$5,001 to \$15,000)	6,130	7,267	6,282	9,235	5,900	5,545	6,854	6,866	6,410	7,958	7,045	7,708	83,200
1. Civil (\$5,001 to \$15,000)	6,130	7,267	6,282	9,235	5,900	5,545	6,854	6,866	6,410	7,958	7,045	7,708	83,200
C. Other Civil	425	523	408	544	466	466	589	490	496	634	551	644	6,236
1. Replevins	148	218	157	273	180	171	273	211	191	281	215	226	2,544
2. Other Civil	277	305	251	271	286	295	316	279	305	353	336	418	3,692
D. Evictions	12,548	12,453	11,069	15,491	10,427	10,911	13,801	12,862	11,533	11,405	11,785	12,910	147,195
1. Evictions	12,548	12,453	11,069	15,491	10,427	10,911	13,801	12,862	11,533	11,405	11,785	12,910	147,195
E. Civil Traffic Infractions*	158,451	159,871	147,887	157,679	130,608	131,312	148,019	146,262	150,927	148,805	143,855	143,965	1,767,641
1. Civil Traffic Infractions*	158,451	159,871	147,887	157,679	130,608	131,312	148,019	146,262	150,927	148,805	143,855	143,965	1,767,641
Total	189,353	194,284	177,510	197,949	158,947	160,953	183,407	179,625	182,272	183,516	178,589	180,178	2,166,583

*These data do not include all civil traffic infractions reported to the Florida Court Clerks and Comptrollers by the clerks of court. They only represent those civil traffic infraction dispositions presided over by a judge or hearing officer.

COUNTY CIVIL DISPOSITIONS by Category FY 2013-14



COUNTY CIVIL DISPOSITIONS by Circuit Size* FY 2013-14



*Small Circuits - 2nd, 3rd, 8th, 14th, 16th;
Medium Circuits - 1st, 5th, 7th, 10th, 12th, 18th, 19th;
Large Circuits - 4th, 6th, 9th, 13th, 15th, 20th; and
Very Large Circuits - 11th, 17th (as defined in the Glossary).

County Civil ♦ Dispositions

COUNTY CIVIL DISPOSITIONS
by Circuit and Case Type
FY 2013-14

Circuit	Small Claims (up to \$5,000)	Civil (\$5,001 to \$15,000)	Replevins	Other Civil	Evictions	Civil Traffic Infractions*	Total
1	3,477	1,473	91	64	3,036	15,809	23,950
2	2,640	844	56	24	3,758	18,773	26,095
3	701	245	45	18	371	9,112	10,492
4	6,057	3,505	135	71	12,037	112,630	134,435
5	4,612	2,750	133	95	4,805	30,026	42,421
6	9,072	4,028	126	605	8,205	44,431	66,467
7	4,324	2,680	133	56	5,217	44,402	56,812
8	2,314	644	63	10	1,835	20,529	25,395
9	11,489	5,991	211	50	14,263	102,420	134,424
10	3,449	1,699	390	206	4,635	20,596	30,975
11	35,341	19,043	136	1,489	26,282	671,651	753,942
12	5,141	2,234	83	168	3,174	26,661	37,461
13	15,014	6,209	233	275	12,851	93,199	127,781
14	1,155	597	75	0	1,611	11,579	15,017
15	14,146	6,906	205	58	9,038	145,579	175,932
16	422	213	1	37	921	8,509	10,103
17	28,456	13,444	145	282	19,078	256,154	317,559
18	5,003	3,669	86	44	6,830	51,721	67,353
19	3,462	1,967	99	29	3,293	30,023	38,873
20	6,036	5,059	98	111	5,955	53,837	71,096
Total	162,311	83,200	2,544	3,692	147,195	1,767,641	2,166,583

*These data do not include all civil traffic infractions reported to the Florida Court Clerks and Comptrollers by the clerks of court. They only represent those civil traffic infraction dispositions presided over by a judge or hearing officer.

COUNTY CIVIL DISPOSITIONS
by Circuit/County and Category
FY 2013-14

Circuit/County	Small Claims (up to \$5,000)	Civil (\$5,001 to \$15,000)	Other Civil	Evictions	Civil Traffic Infractions*	Total
Circuit 1	3,477	1,473	155	3,036	15,809	23,950
Escambia	1,593	590	74	1,433	6,080	9,770
Okaloosa	1,026	437	39	1,097	3,928	6,527
Santa Rosa	561	330	17	371	4,588	5,867
Walton	297	116	25	135	1,213	1,786
Circuit 2	2,640	844	80	3,758	18,773	26,095
Franklin	30	2	12	25	606	675
Gadsden	235	60	6	109	2,942	3,352
Jefferson	19	7	0	5	1,219	1,250
Leon	2,271	726	49	3,582	12,874	19,502
Liberty	6	1	0	6	164	177
Wakulla	79	48	13	31	968	1,139
Circuit 3	701	245	63	371	9,112	10,492
Columbia	322	118	24	209	2,533	3,206
Dixie	24	0	10	5	806	845
Hamilton	50	0	6	30	696	782
Lafayette	12	7	2	4	142	167
Madison	112	24	2	0	3,310	3,448
Suwannee	149	45	5	58	735	992
Taylor	32	51	14	65	890	1,052
Circuit 4	6,057	3,505	206	12,037	112,630	134,435
Clay	613	461	16	759	7,386	9,235
Duval	5,232	2,879	171	11,145	103,497	122,924
Nassau	212	165	19	133	1,747	2,276

County Civil ♦ Dispositions

COUNTY CIVIL DISPOSITIONS
by Circuit/County and Category
FY 2013-14

Circuit/County	Small Claims (up to \$5,000)	Civil (\$5,001 to \$15,000)	Other Civil	Evictions	Civil Traffic Infractions*	Total
Circuit 5	4,612	2,750	228	4,805	30,026	42,421
Citrus	640	396	27	429	1,907	3,399
Hernando	453	279	12	507	8,792	10,043
Lake	1,793	1,204	71	2,091	12,356	17,515
Marion	1,553	771	110	1,675	4,749	8,858
Sumter	173	100	8	103	2,222	2,606
Circuit 6	9,072	4,028	731	8,205	44,431	66,467
Pasco	2,345	1,427	557	2,551	11,704	18,584
Pinellas	6,727	2,601	174	5,654	32,727	47,883
Circuit 7	4,324	2,680	189	5,217	44,402	56,812
Flagler	298	253	10	279	1,510	2,350
Putnam	322	140	31	547	2,382	3,422
St. Johns	890	704	42	614	5,827	8,077
Volusia	2,814	1,583	106	3,777	34,683	42,963
Circuit 8	2,314	644	73	1,835	20,529	25,395
Alachua	1,890	476	28	1,496	16,719	20,609
Baker	44	8	8	23	877	960
Bradford	93	35	20	138	1,103	1,389
Gilchrist	42	23	0	20	351	436
Levy	187	84	8	102	1,309	1,690
Union	58	18	9	56	170	311
Circuit 9	11,489	5,991	261	14,263	102,420	134,424
Orange	9,584	4,966	175	12,381	84,438	111,544
Osceola	1,905	1,025	86	1,882	17,982	22,880

COUNTY CIVIL DISPOSITIONS
by Circuit/County and Category
FY 2013-14

Circuit/County	Small Claims (up to \$5,000)	Civil (\$5,001 to \$15,000)	Other Civil	Evictions	Civil Traffic Infractions*	Total
Circuit 10	3,449	1,699	596	4,635	20,596	30,975
Hardee	46	38	7	44	1,289	1,424
Highlands	312	182	0	313	1,931	2,738
Polk	3,091	1,479	589	4,278	17,376	26,813
Circuit 11	35,341	19,043	1,625	26,282	671,651	753,942
Miami-Dade	35,341	19,043	1,625	26,282	671,651	753,942
Circuit 12	5,141	2,234	251	3,174	26,661	37,461
Desoto	78	35	26	101	939	1,179
Manatee	1,350	832	48	1,570	7,923	11,723
Sarasota	3,713	1,367	177	1,503	17,799	24,559
Circuit 13	15,014	6,209	508	12,851	93,199	127,781
Hillsborough	15,014	6,209	508	12,851	93,199	127,781
Circuit 14	1,155	597	75	1,611	11,579	15,017
Bay	629	430	46	1,424	7,121	9,650
Calhoun	33	22	3	15	791	864
Gulf	104	18	7	25	108	262
Holmes	84	49	3	38	585	759
Jackson	271	48	11	62	2,267	2,659
Washington	34	30	5	47	707	823
Circuit 15	14,146	6,906	263	9,038	145,579	175,932
Palm Beach	14,146	6,906	263	9,038	145,579	175,932
Circuit 16	422	213	38	921	8,509	10,103
Monroe	422	213	38	921	8,509	10,103

County Civil ♦ Dispositions

COUNTY CIVIL DISPOSITIONS
by Circuit/County and Category
FY 2013-14

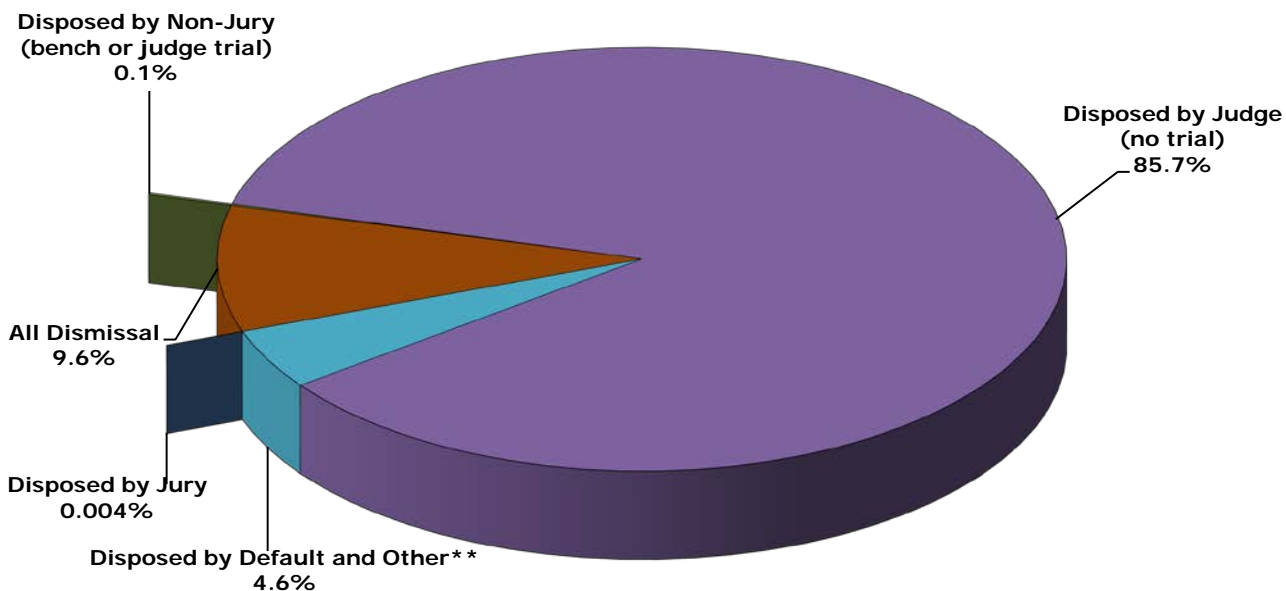
Circuit/County	Small Claims (up to \$5,000)	Civil (\$5,001 to \$15,000)	Other Civil	Evictions	Civil Traffic Infractions*	Total
Circuit 17	28,456	13,444	427	19,078	256,154	317,559
Broward	28,456	13,444	427	19,078	256,154	317,559
Circuit 18	5,003	3,669	130	6,830	51,721	67,353
Brevard	2,573	1,649	65	3,083	17,166	24,536
Seminole	2,430	2,020	65	3,747	34,555	42,817
Circuit 19	3,462	1,967	128	3,293	30,023	38,873
Indian River	729	346	14	761	4,140	5,990
Martin	674	564	22	475	8,165	9,900
Okeechobee	89	46	5	78	1,171	1,389
St. Lucie	1,970	1,011	87	1,979	16,547	21,594
Circuit 20	6,036	5,059	209	5,955	53,837	71,096
Charlotte	635	396	38	384	4,158	5,611
Collier	1,886	1,980	27	1,595	11,408	16,896
Glades	17	19	0	32	2,895	2,963
Hendry	109	44	0	129	2,000	2,282
Lee	3,389	2,620	144	3,815	33,376	43,344
Total	162,311	83,200	6,236	147,195	1,767,641	2,166,583

*These data do not include all civil traffic infractions reported to the Florida Court Clerks and Comptrollers by the clerks of court. They only represent those civil traffic infraction dispositions presided over by a judge or hearing officer.

COUNTY CIVIL DISPOSITIONS
Statewide by Disposition Type and Case Type
 FY 2013-14

Disposition Type	Small Claims (up to \$5,000)	Civil (\$5,001 to \$15,000)	Replevins	Other Civil	Evictions	Civil Traffic Infractions*	Total
A. Dismissed Before Hearing	41,486	34,230	512	1,184	34,193	0	111,605
B. Dismissed After Hearing	68,633	13,654	660	824	13,182	0	96,953
C. Disposed by Default	14,102	12,984	147	362	59,784	0	87,379
D. Disposed by Judge (no trial)	30,355	18,263	1,055	932	37,536	1,767,641	1,855,782
E. Disposed by Non-Jury	1,589	255	68	24	507	0	2,443
F. Disposed by Jury	47	27	2	0	15	0	91
G. Disposed by Other**	6,099	3,787	100	366	1,978	0	12,330
Total	162,311	83,200	2,544	3,692	147,195	1,767,641	2,166,583

COUNTY CIVIL DISPOSITIONS
by Disposition Type
 FY 2013-14



*These data do not include all civil traffic infractions reported to the Florida Court Clerks and Comptrollers by the clerks of court. They only represent those civil traffic infraction dispositions presided over by a judge or hearing officer.

**The disposition type "Disposed by Other" is used to report cases as disposed when they are: consolidated into a primary case, transferred or have a change of venue, disposed upon estreatment of a bond, or similar matters.

County Civil ♦ Dispositions

COUNTY CIVIL JURY TRIAL RATES*
by Circuit
FY 2013-14

Circuit (Circuit Seat)	Disposed by Jury	Total Dispositions	Jury Trial Rate
First (Pensacola)	4	8,141	0.0%
Second (Tallahassee)	0	7,322	0.0%
Third (Lake City)	1	1,380	0.1%
Fourth (Jacksonville)	1	21,805	0.0%
Fifth (Tavares)	0	12,395	0.0%
Sixth (Clearwater)	0	22,036	0.0%
Seventh (Daytona Beach)	4	12,410	0.0%
Eighth (Gainesville)	2	4,866	0.0%
Ninth (Orlando)	5	32,004	0.0%
Tenth (Bartow)	8	10,379	0.1%
Eleventh (Miami-Dade)	27	82,291	0.0%
Twelfth (Sarasota)	3	10,800	0.0%
Thirteenth (Tampa)	3	34,582	0.0%
Fourteenth (Panama City)	0	3,438	0.0%
Fifteenth (West Palm Beach)	0	30,353	0.0%
Sixteenth (Key West)	1	1,594	0.1%
Seventeenth (Ft. Lauderdale)	26	61,405	0.0%
Eighteenth (Sanford)	1	15,632	0.0%
Nineteenth (Ft. Pierce)	4	8,850	0.0%
Twentieth (Ft. Myers)	1	17,259	0.0%
Total	91	398,942	0.0%

**Detail jury trial statistics are not available for county civil traffic. As a result, civil traffic infraction dispositions are not included.

The County Civil division also includes other statistics in the form of clearance rates and reopenings. **These data are provided by the 67 clerks of court. However, dispositions and special proceedings data are not audited for accuracy by the OSCA.**

Clearance Rates - The clearance rate is a useful measure of the responsiveness of a court to the demand for services and is nationally recognized as a measure of court performance. The rate is determined by dividing the total number of cases *disposed* by the total number of cases *filed* during a specific time period. If a court received 1,000 new cases a month and disposed of 900 cases within the same month, the clearance rate for that month would be 90%. A 100% clearance rate means that a court is disposing of at least as many cases as have been filed during the reporting period. Thus, where clearance rates exceed 100%, those circuits are actually disposing of cases more quickly than cases are being filed for the period in question.

Reopenings - A reopening occurs when a case that has previously been reported as disposed is resubmitted to the court through a motion or petition.

County Civil ◆ Other Statistics

**COUNTY CIVIL CLEARANCE RATES
by Circuit
FY 2013-14**

Circuit	Filings	Dispositions	Clearance Rates
1	25,836	23,950	92.7%
2	25,616	26,095	101.9%
3	11,645	10,492	90.1%
4	132,074	134,435	101.8%
5	42,672	42,421	99.4%
6	70,487	66,467	94.3%
7	56,729	56,812	100.1%
8	27,305	25,395	93.0%
9	134,657	134,424	99.8%
10	34,743	30,975	89.2%
11	741,109	753,942	101.7%
12	37,184	37,461	100.7%
13	127,861	127,781	99.9%
14	16,304	15,017	92.1%
15	174,459	175,932	100.8%
16	10,387	10,103	97.3%
17	318,856	317,559	99.6%
18	66,033	67,353	102.0%
19	39,179	38,873	99.2%
20	68,614	71,096	103.6%
Total	2,161,750	2,166,583	100.2%

**COUNTY CIVIL SPECIAL PROCEEDINGS
by Circuit
FY 2013-14**

Circuit	Reopenings
1	3,675
2	2,618
3	324
4	4,956
5	5,458
6	4,942
7	3,463
8	2,850
9	10,619
10	4,350
11	26,750
12	4,494
13	11,152
14	1,008
15	7,488
16	104
17	30,317
18	6,735
19	3,041
20	5,250
Total	139,594