

Overall Statistics

Sections 26.031 and 34.022, Florida Statutes, specify the number of judges within each circuit and county. The following table reflects circuit and county judges authorized by the Florida Legislature for fiscal year 2016-17.

**CIRCUIT AND COUNTY COURT JUDGES
by Circuit
FY 2016-17**

Circuit (Circuit Seat)	Circuit Judges	County Judges	Total
First (Pensacola)	24	11	35
Second (Tallahassee)	16	10	26
Third (Lake City)	7	7	14
Fourth (Jacksonville)	35	20	55
Fifth (Tavares)	31	11	42
Sixth (Clearwater)	45	24	69
Seventh (Daytona Beach)	27	15	42
Eighth (Gainesville)	13	10	23
Ninth (Orlando)	43	22	65
Tenth (Bartow)	28	12	40
Eleventh (Miami-Dade)	80	43	123
Twelfth (Sarasota)	21	10	31
Thirteenth (Tampa)	45	17	62
Fourteenth (Panama City)	11	9	20
Fifteenth (West Palm Beach)	35	19	54
Sixteenth (Key West)	4	4	8
Seventeenth (Ft. Lauderdale)	58	32	90
Eighteenth (Sanford)	26	17	43
Nineteenth (Ft. Pierce)	19	10	29
Twentieth (Ft. Myers)	31	19	50
Total	599	322	921

CIRCUIT AND COUNTY COURT JUDGES*
by Circuit and Division
FY 2016-17

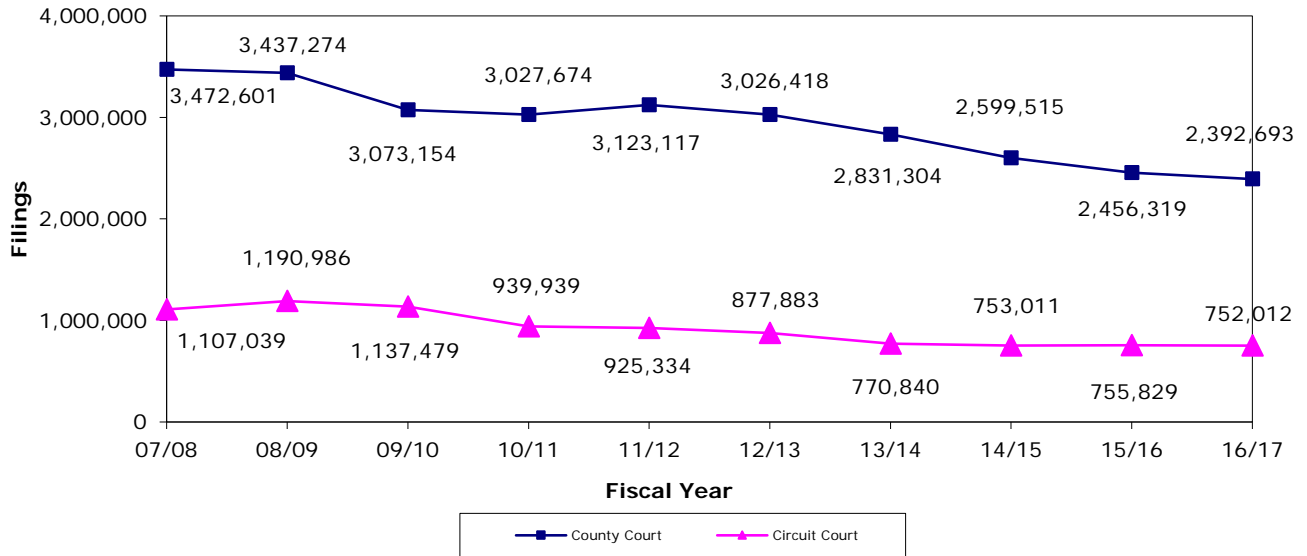
Circuit	Circuit Court						County Court				Total
	Administrative	Criminal	Civil	Family Court**	Probate	Total	Administrative	Criminal	Civil	Total	
1	0.4	9.7	3.8	8.6	1.6	24	0.0	8.0	3.1	11	35
2	0.5	5.9	4.2	4.8	0.7	16	0.4	6.1	3.5	10	26
3	0.3	2.5	1.8	2.0	0.4	7	0.0	3.1	3.9	7	14
4	2.3	10.7	9.0	11.6	1.4	35	0.2	14.1	5.7	20	55
5	0.0	9.0	8.0	12.0	2.0	31	0.0	7.3	3.7	11	42
6	0.8	13.0	11.5	17.3	2.5	45	0.0	13.9	10.1	24	69
7	0.1	8.5	6.0	10.0	2.4	27	0.1	8.7	6.2	15	42
8	0.6	4.0	2.7	5.0	0.8	13	0.2	6.5	3.3	10	23
9	1.0	16.0	10.0	14.5	1.5	43	0.3	17.0	4.8	22	65
10	0.6	9.2	6.8	10.2	1.3	28	0.1	8.1	3.8	12	40
11	4.0	25.1	24.1	23.2	3.8	80	1.9	22.7	18.4	43	123
12	0.5	6.7	5.2	7.4	1.2	21	0.2	6.4	3.4	10	31
13	1.8	12.3	13.4	16.6	1.0	45	0.3	9.4	7.3	17	62
14	0.5	3.1	2.8	4.1	0.5	11	0.0	4.5	4.5	9	20
15	1.0	8.5	11.7	10.7	3.1	35	0.0	12.6	6.5	19	54
16	0.1	1.1	1.3	1.6	0.0	4	0.0	2.8	1.2	4	8
17	1.0	19.0	15.0	20.0	3.0	58	0.0	15.5	16.5	32	90
18	0.2	9.0	5.8	10.3	0.8	26	0.0	12.7	4.3	17	43
19	0.3	6.0	5.0	6.6	1.1	19	0.0	6.5	3.5	10	29
20	0.5	8.8	8.1	11.5	2.1	31	0.2	12.6	6.2	19	50
Total	16.2	188.0	155.9	207.8	31.0	599	3.8	198.4	119.9	322	921

*These data are reported annually by each circuit in the judgeship needs application.

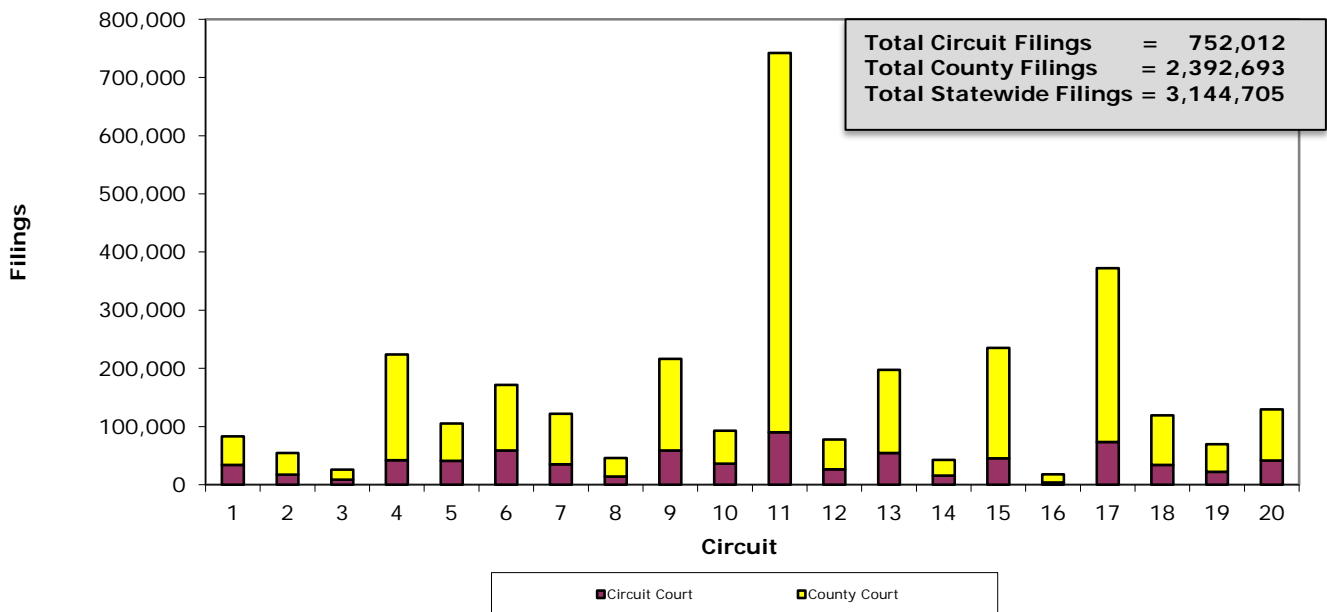
**Family Court includes domestic relations, juvenile delinquency, juvenile dependency, and termination of parental rights.

Overall Statistics ◆ **Filings**

**CIRCUIT AND COUNTY COURT FILINGS
FY 2007-08 to FY 2016-17**



**CIRCUIT AND COUNTY COURT FILINGS
by Circuit
FY 2016-17**



CIRCUIT AND COUNTY COURT FILINGS
Statewide by Division and Month
FY 2016-17

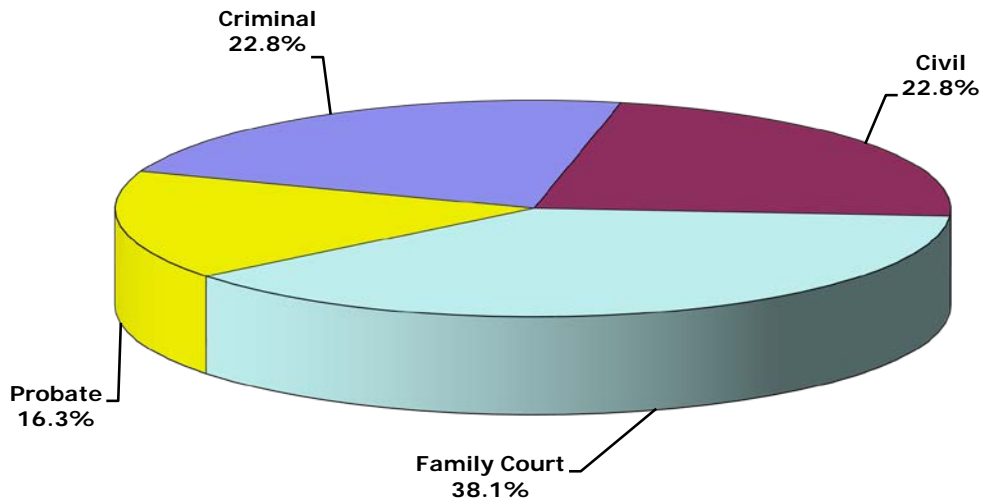
Division	Jul	Aug	Sep	Oct	Nov	Dec	Jan	Feb	Mar	Apr	May	Jun	Total
A. Circuit Court	60,315	67,951	61,814	56,601	57,075	58,078	61,152	60,714	70,988	60,517	69,436	67,371	752,012
1. Criminal	13,876	14,970	13,994	12,938	12,982	13,575	14,165	14,121	15,789	13,425	15,838	15,667	171,340
2. Civil	14,036	15,804	14,460	12,778	12,731	13,393	13,862	13,309	16,055	13,465	15,730	15,892	171,515
3. Family Court*	22,963	25,842	23,582	21,444	21,887	21,874	23,175	23,312	27,448	23,658	26,520	24,954	286,659
4. Probate	9,440	11,335	9,778	9,441	9,475	9,236	9,950	9,972	11,696	9,969	11,348	10,858	122,498
B. County Court	197,455	212,468	200,763	193,456	192,565	185,758	207,661	200,429	219,331	190,188	208,054	184,565	2,392,693
1. Criminal	49,737	51,599	49,209	46,623	44,762	46,243	48,145	49,956	58,307	46,816	48,668	43,886	583,951
2. Civil**	147,718	160,869	151,554	146,833	147,803	139,515	159,516	150,473	161,024	143,372	159,386	140,679	1,808,742
Total	257,770	280,419	262,577	250,057	249,640	243,836	268,813	261,143	290,319	250,705	277,490	251,936	3,144,705

*Family Court filings include domestic relations, juvenile delinquency, juvenile dependency, and termination of parental rights.

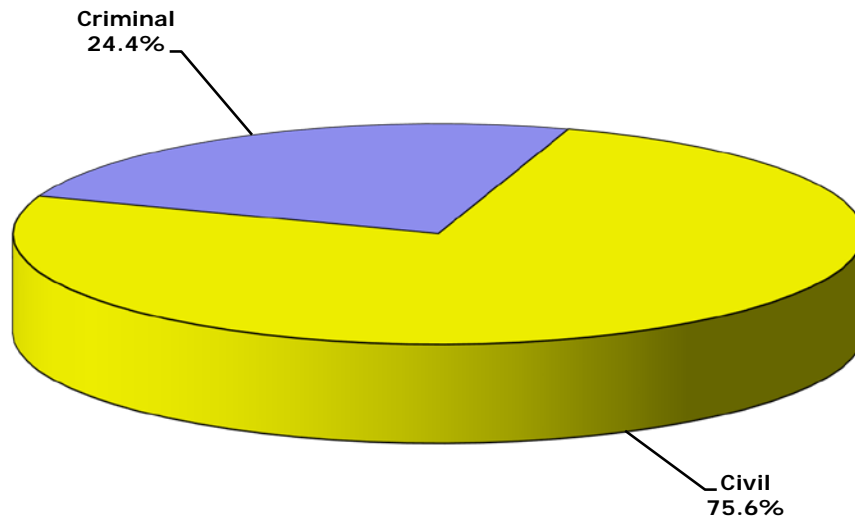
**These data do not include all civil traffic infractions reported to the Florida Court Clerks and Comptrollers by the clerks of court. They only represent those civil traffic infraction filings presided over by a judge or hearing officer.

Overall Statistics **◆ Filings**

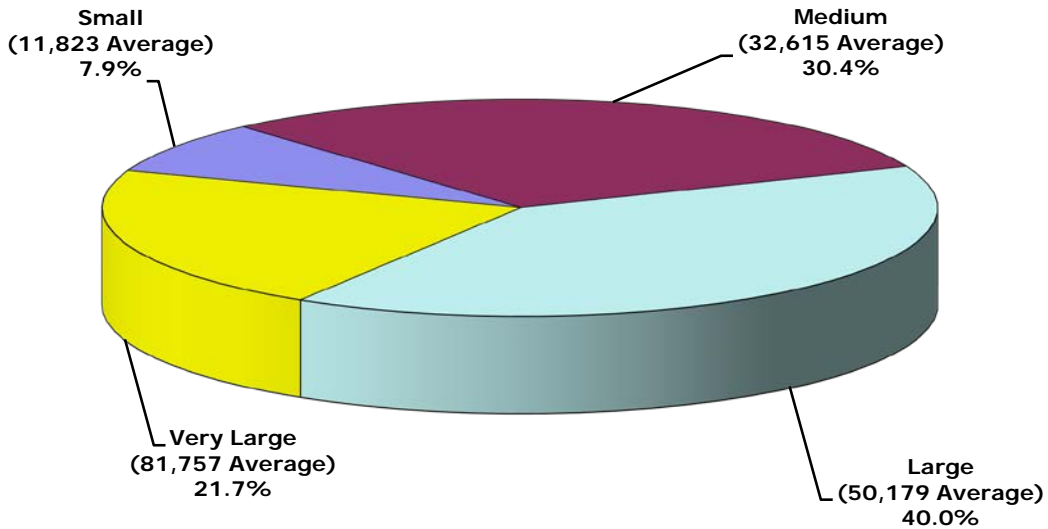
CIRCUIT COURT FILINGS
by Division
FY 2016-17



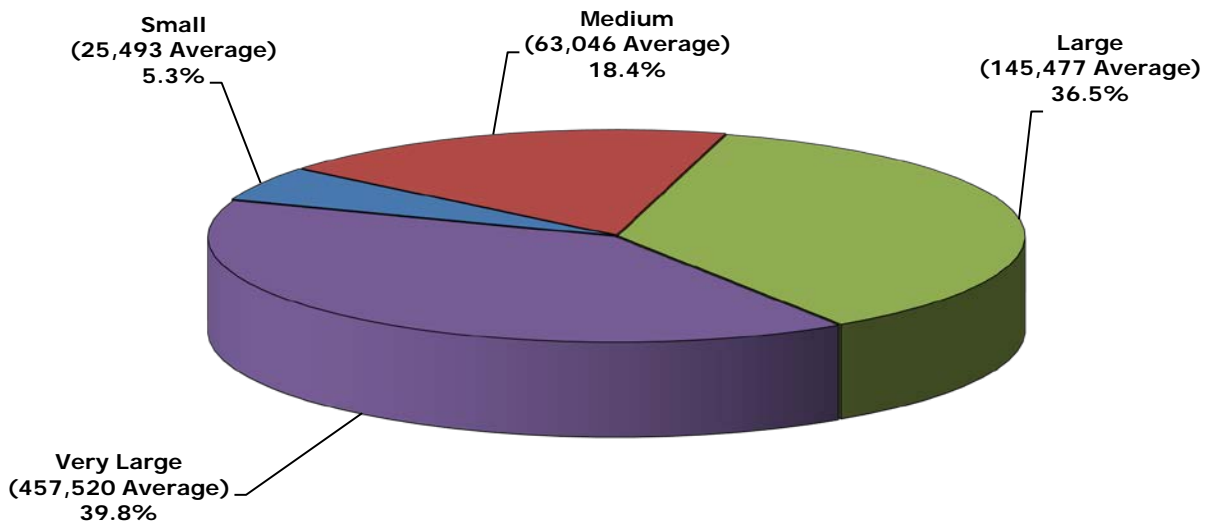
COUNTY COURT FILINGS
by Division
FY 2016-17



CIRCUIT COURT FILINGS
by Circuit Size*
FY 2016-17



COUNTY COURT FILINGS
by Circuit Size*
FY 2016-17



*Small Circuits - 2nd, 3rd, 8th, 14th, 16th;
Medium Circuits - 1st, 5th, 7th, 10th, 12th, 18th, 19th;
Large Circuits - 4th, 6th, 9th, 13th, 15th, 20th; and
Very Large Circuits - 11th, 17th (as defined in the Glossary).

Overall Statistics ◆ **Filings**

CIRCUIT AND COUNTY COURT FILINGS
by Circuit/County and Division
FY 2016-17

Circuit/County	Circuit Court					County Court			Total
	Criminal	Civil	Family Court*	Probate	Total	Criminal	Civil**	Total	
Circuit 1	11,638	4,641	12,309	5,290	33,878	25,231	23,943	49,174	83,052
Escambia	5,692	1,918	5,485	2,871	15,966	11,407	9,768	21,175	37,141
Okaloosa	2,886	1,202	3,502	1,245	8,835	6,126	5,326	11,452	20,287
Santa Rosa	2,124	925	2,206	814	6,069	4,859	7,001	11,860	17,929
Walton	936	596	1,116	360	3,008	2,839	1,848	4,687	7,695
Circuit 2	4,461	3,446	6,226	3,123	17,256	19,492	17,741	37,233	54,489
Franklin	269	108	233	113	723	847	325	1,172	1,895
Gadsden	572	286	655	467	1,980	1,165	2,956	4,121	6,101
Jefferson	186	96	165	80	527	375	758	1,133	1,660
Leon	2,924	2,707	4,550	2,277	12,458	16,118	12,678	28,796	41,254
Liberty	155	42	122	37	356	227	267	494	850
Wakulla	355	207	501	149	1,212	760	757	1,517	2,729
Circuit 3	2,760	1,097	3,584	1,152	8,593	5,219	11,915	17,134	25,727
Columbia	954	451	1,303	429	3,137	1,916	2,987	4,903	8,040
Dixie	209	81	265	101	656	397	680	1,077	1,733
Hamilton	323	94	328	51	796	590	2,519	3,109	3,905
Lafayette	78	23	119	48	268	88	322	410	678
Madison	313	102	305	144	864	689	3,026	3,715	4,579
Suwannee	560	236	839	253	1,888	836	1,432	2,268	4,156
Taylor	323	110	425	126	984	703	949	1,652	2,636
Circuit 4	8,020	9,054	19,421	5,408	41,903	37,834	144,101	181,935	223,838
Clay	1,490	1,255	2,835	634	6,214	3,646	13,807	17,453	23,667
Duval	5,844	7,424	15,351	4,410	33,029	32,080	127,620	159,700	192,729
Nassau	686	375	1,235	364	2,660	2,108	2,674	4,782	7,442

CIRCUIT AND COUNTY COURT FILINGS
by Circuit/County and Division
FY 2016-17

Circuit/County	Circuit Court					County Court			Total
	Criminal	Civil	Family Court*	Probate	Total	Criminal	Civil**	Total	
Circuit 5	9,534	7,311	15,910	8,377	41,132	21,846	42,325	64,171	105,303
Citrus	1,080	1,008	2,060	907	5,055	1,841	3,741	5,582	10,637
Hernando	1,903	1,383	3,030	2,295	8,611	3,986	10,788	14,774	23,385
Lake	2,624	2,154	4,030	2,166	10,974	7,024	14,000	21,024	31,998
Marion	3,038	2,366	6,049	2,458	13,911	6,776	9,941	16,717	30,628
Sumter	889	400	741	551	2,581	2,219	3,855	6,074	8,655
Circuit 6	16,604	11,517	19,780	10,718	58,619	44,651	68,171	112,822	171,441
Pasco	6,012	3,971	6,987	3,507	20,477	12,497	19,681	32,178	52,655
Pinellas	10,592	7,546	12,793	7,211	38,142	32,154	48,490	80,644	118,786
Circuit 7	9,182	6,354	13,084	6,229	34,849	33,539	53,267	86,806	121,655
Flagler	646	799	1,313	577	3,335	3,180	1,414	4,594	7,929
Putnam	1,115	498	1,330	431	3,374	2,359	2,586	4,945	8,319
St. Johns	1,415	1,382	2,600	1,058	6,455	4,667	9,015	13,682	20,137
Volusia	6,006	3,675	7,841	4,163	21,685	23,333	40,252	63,585	85,270
Circuit 8	3,959	2,128	5,234	2,768	14,089	11,075	20,581	31,656	45,745
Alachua	2,301	1,404	3,110	2,034	8,849	7,104	15,150	22,254	31,103
Baker	298	144	439	208	1,089	837	1,123	1,960	3,049
Bradford	566	174	491	128	1,359	1,193	1,521	2,714	4,073
Gilchrist	202	77	284	69	632	362	647	1,009	1,641
Levy	466	241	715	207	1,629	1,311	1,758	3,069	4,698
Union	126	88	195	122	531	268	382	650	1,181
Circuit 9	12,435	14,382	24,984	7,228	59,029	37,670	119,840	157,510	216,539
Orange	9,643	11,241	20,054	5,587	46,525	30,834	97,470	128,304	174,829
Osceola	2,792	3,141	4,930	1,641	12,504	6,836	22,370	29,206	41,710

Overall Statistics ◆ **Filings**

CIRCUIT AND COUNTY COURT FILINGS
by Circuit/County and Division
FY 2016-17

Circuit/County	Circuit Court					County Court			Total
	Criminal	Civil	Family Court*	Probate	Total	Criminal	Civil**	Total	
Circuit 10	10,106	5,176	15,014	5,654	35,950	23,575	33,299	56,874	92,824
Hardee	327	128	417	118	990	1,138	1,884	3,022	4,012
Highlands	1,029	588	1,282	949	3,848	1,798	2,412	4,210	8,058
Polk	8,750	4,460	13,315	4,587	31,112	20,639	29,003	49,642	80,754
Circuit 11	13,155	32,113	32,305	12,677	90,250	64,143	587,934	652,077	742,327
Miami-Dade	13,155	32,113	32,305	12,677	90,250	64,143	587,934	652,077	742,327
Circuit 12	6,086	4,540	8,817	6,765	26,208	17,663	34,028	51,691	77,899
Desoto	479	165	660	123	1,427	840	929	1,769	3,196
Manatee	2,654	1,846	4,314	1,959	10,773	8,009	9,692	17,701	28,474
Sarasota	2,953	2,529	3,843	4,683	14,008	8,814	23,407	32,221	46,229
Circuit 13	12,958	11,345	21,757	8,438	54,498	39,036	103,994	143,030	197,528
Hillsborough	12,958	11,345	21,757	8,438	54,498	39,036	103,994	143,030	197,528
Circuit 14	6,115	1,955	5,441	1,953	15,464	14,361	12,788	27,149	42,613
Bay	3,959	1,306	3,272	1,135	9,672	11,132	7,868	19,000	28,672
Calhoun	310	77	277	86	750	238	610	848	1,598
Gulf	246	103	207	92	648	433	256	689	1,337
Holmes	443	75	372	130	1,020	548	620	1,168	2,188
Jackson	722	281	869	360	2,232	1,220	2,709	3,929	6,161
Washington	435	113	444	150	1,142	790	725	1,515	2,657
Circuit 15	8,740	13,964	14,227	8,531	45,462	56,064	133,378	189,442	234,904
Palm Beach	8,740	13,964	14,227	8,531	45,462	56,064	133,378	189,442	234,904
Circuit 16	1,170	737	1,302	506	3,715	3,312	10,983	14,295	18,010
Monroe	1,170	737	1,302	506	3,715	3,312	10,983	14,295	18,010

CIRCUIT AND COUNTY COURT FILINGS
by Circuit/County and Division
FY 2016-17

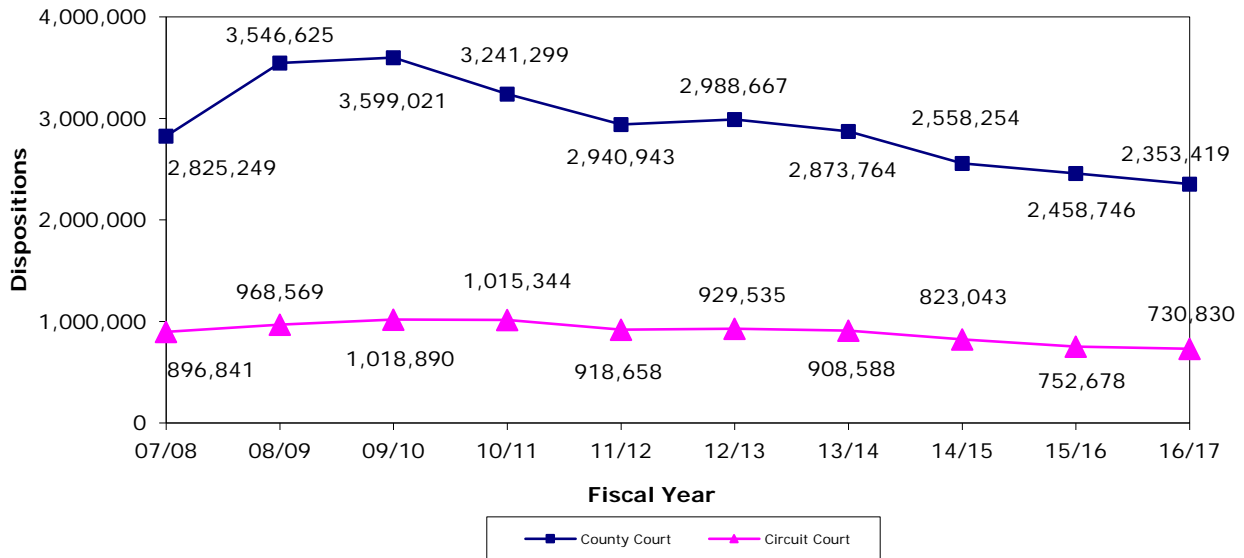
Circuit/County	Circuit Court					County Court			Total
	Criminal	Civil	Family Court*	Probate	Total	Criminal	Civil**	Total	
Circuit 17	12,524	22,673	29,364	8,703	73,264	52,469	246,493	298,962	372,226
Broward	12,524	22,673	29,364	8,703	73,264	52,469	246,493	298,962	372,226
Circuit 18	8,989	6,553	12,845	5,721	34,108	28,658	56,446	85,104	119,212
Brevard	6,100	3,637	7,601	3,312	20,650	16,143	21,055	37,198	57,848
Seminole	2,889	2,916	5,244	2,409	13,458	12,515	35,391	47,906	61,364
Circuit 19	5,318	4,571	7,885	4,408	22,182	16,268	31,237	47,505	69,687
Indian River	1,115	900	1,606	955	4,576	3,139	6,029	9,168	13,744
Martin	1,147	1,379	1,698	887	5,111	5,123	8,551	13,674	18,785
Okeechobee	614	231	835	198	1,878	1,307	1,427	2,734	4,612
St. Lucie	2,442	2,061	3,746	2,368	10,617	6,699	15,230	21,929	32,546
Circuit 20	7,586	7,958	17,170	8,849	41,563	31,845	56,278	88,123	129,686
Charlotte	1,242	1,112	2,582	2,006	6,942	3,824	5,773	9,597	16,539
Collier	1,528	2,298	3,166	2,228	9,220	7,424	13,282	20,706	29,926
Glades	125	39	119	44	327	325	1,998	2,323	2,650
Hendry	479	179	704	120	1,482	1,952	2,342	4,294	5,776
Lee	4,212	4,330	10,599	4,451	23,592	18,320	32,883	51,203	74,795
Total	171,340	171,515	286,659	122,498	752,012	583,951	1,808,742	2,392,693	3,144,705

*Family Court filings include domestic relations, juvenile delinquency, juvenile dependency, and termination of parental rights.

**These data do not include all civil traffic infractions reported to the Florida Court Clerks and Comptrollers by the clerks of court. They only represent those civil traffic infraction filings presided over by a judge or hearing officer.

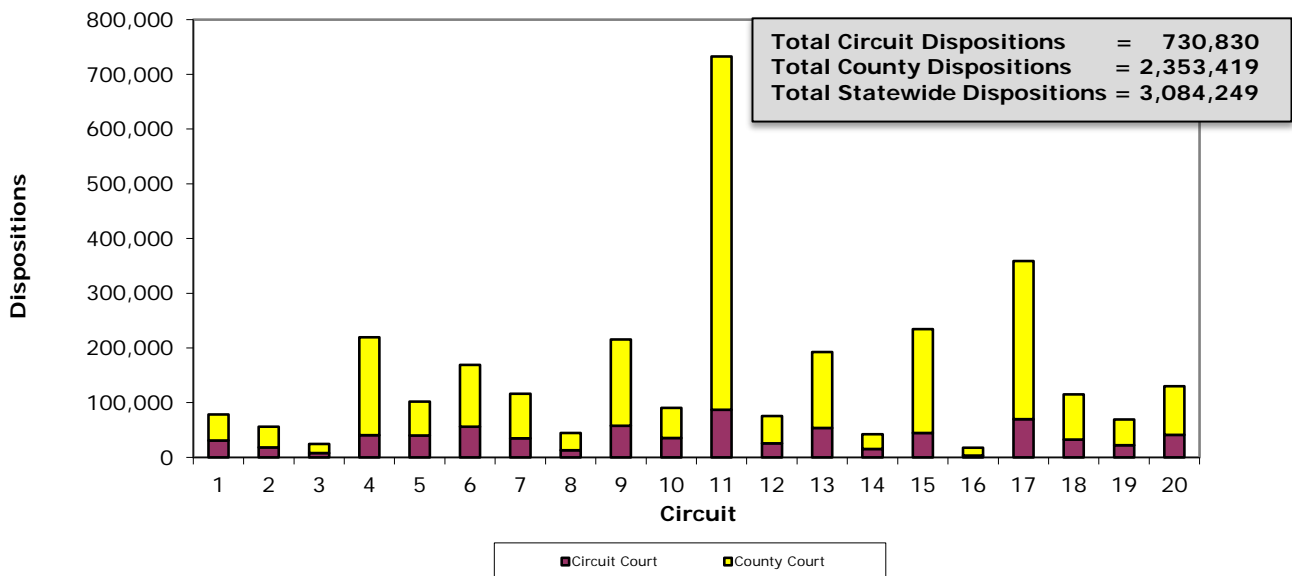
Overall Statistics ◆ **Dispositions**

CIRCUIT AND COUNTY COURT DISPOSITIONS*
FY 2007-08 to FY 2016-17



*In fiscal year 2008-09, the increase in county court dispositions is attributed to a refinement in the methodology used to calculate civil traffic infraction activity. Termination of parental rights (TPR) dispositions are included beginning in fiscal year 2010-11. The reporting of TPR dispositions began in January 2010.

CIRCUIT AND COUNTY COURT DISPOSITIONS
by Circuit
FY 2016-17



CIRCUIT AND COUNTY COURT DISPOSITIONS
Statewide by Division and Month
FY 2016-17

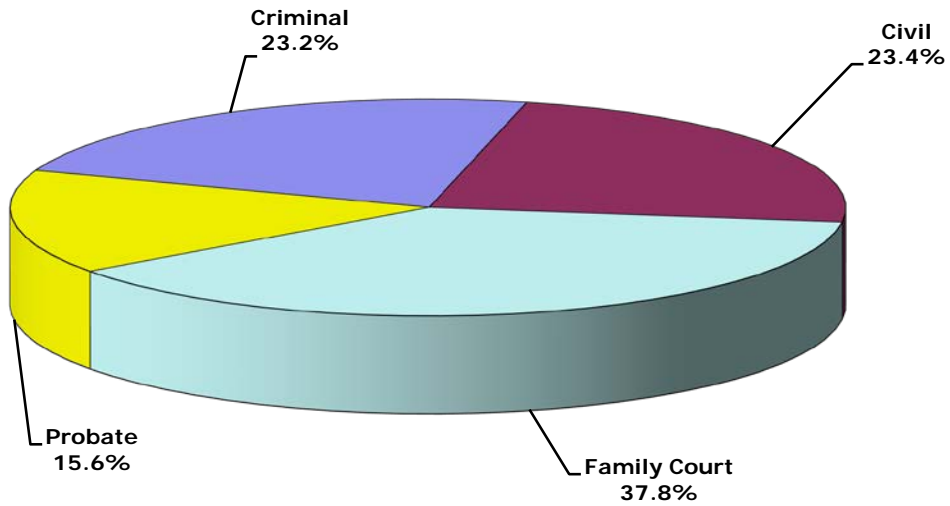
Division	Jul	Aug	Sep	Oct	Nov	Dec	Jan	Feb	Mar	Apr	May	Jun	Total
A. Circuit Court	58,156	66,627	60,941	55,237	58,728	55,083	60,740	57,387	66,989	58,306	65,322	67,314	730,830
1. Criminal	12,832	14,582	14,261	13,082	13,600	11,849	14,440	14,313	16,241	13,667	15,071	15,490	169,428
2. Civil	13,682	15,647	14,280	13,209	13,770	13,333	14,627	13,047	15,585	13,631	15,065	15,699	171,575
3. Family Court*	22,710	25,974	23,232	20,541	22,425	21,098	22,320	21,276	24,275	22,143	24,752	25,288	276,034
4. Probate	8,932	10,424	9,168	8,405	8,933	8,803	9,353	8,751	10,888	8,865	10,434	10,837	113,793
B. County Court	186,807	212,008	195,673	168,525	183,449	169,767	197,979	186,532	216,476	195,890	223,548	216,765	2,353,419
1. Criminal	45,117	52,468	48,842	42,903	46,050	40,486	53,993	48,716	56,875	46,323	51,383	51,759	584,915
2. Civil**	141,690	159,540	146,831	125,622	137,399	129,281	143,986	137,816	159,601	149,567	172,165	165,006	1,768,504
Total	244,963	278,635	256,614	223,762	242,177	224,850	258,719	243,919	283,465	254,196	288,870	284,079	3,084,249

*Family Court dispositions include domestic relations, juvenile delinquency, juvenile dependency, and termination of parental rights. The reporting of termination of parental rights dispositions began in January 2010.

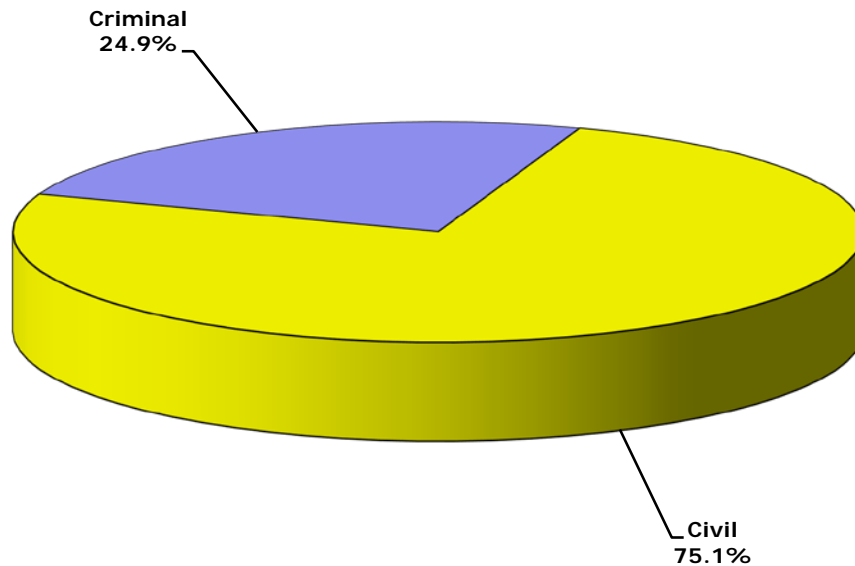
**These data do not include all civil traffic infractions reported to the Florida Court Clerks and Comptrollers by the clerks of court. They only represent those civil traffic infraction dispositions presided over by a judge or hearing officer.

Overall Statistics ◆ **Dispositions**

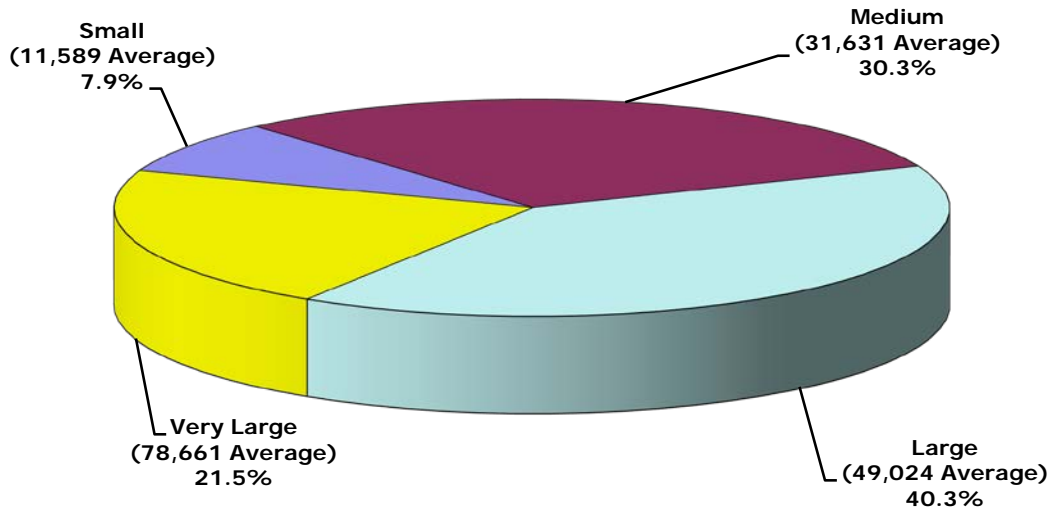
CIRCUIT COURT DISPOSITIONS
by Division
FY 2016-17



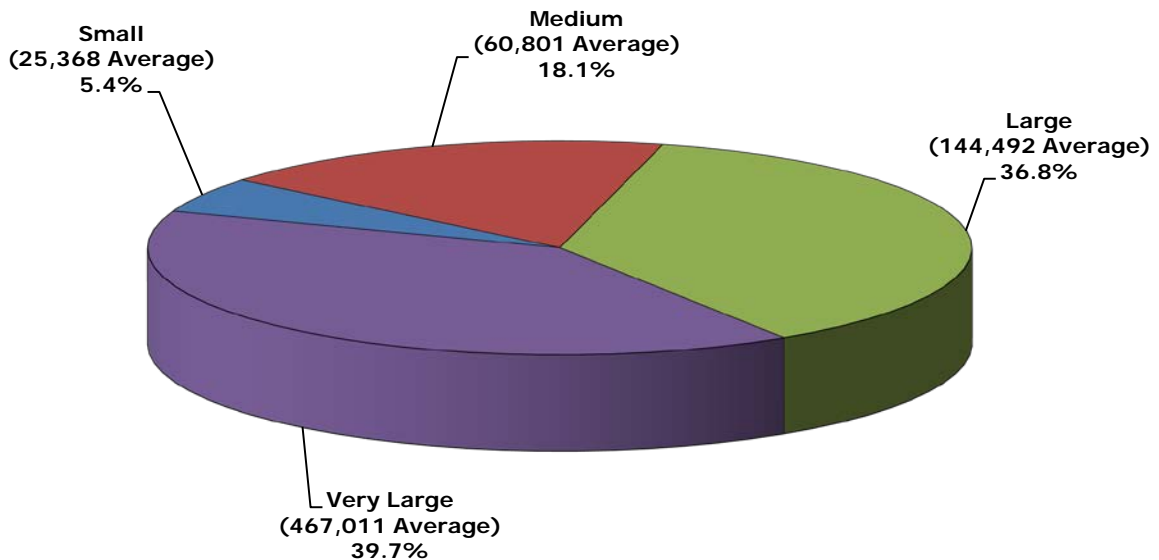
COUNTY COURT DISPOSITIONS
by Division
FY 2016-17



CIRCUIT COURT DISPOSITIONS by Circuit Size* FY 2016-17



COUNTY COURT DISPOSITIONS by Circuit Size* FY 2016-17



*Small Circuits - 2nd, 3rd, 8th, 14th, 16th;
Medium Circuits - 1st, 5th, 7th, 10th, 12th, 18th, 19th;
Large Circuits - 4th, 6th, 9th, 13th, 15th, 20th; and
Very Large Circuits - 11th, 17th (as defined in the Glossary).

Overall Statistics ◆ Dispositions

CIRCUIT AND COUNTY COURT DISPOSITIONS
by Circuit/County and Division
FY 2016-17

Circuit/County	Circuit Court					County Court			Total
	Criminal	Civil	Family Court*	Probate	Total	Criminal	Civil**	Total	
Circuit 1	10,400	4,382	11,300	4,831	30,913	25,408	22,148	47,556	78,469
Escambia	5,048	1,880	4,960	2,707	14,595	10,979	8,736	19,715	34,310
Okaloosa	2,696	1,091	3,246	1,111	8,144	6,422	5,100	11,522	19,666
Santa Rosa	1,781	924	2,041	723	5,469	5,273	6,559	11,832	17,301
Walton	875	487	1,053	290	2,705	2,734	1,753	4,487	7,192
Circuit 2	6,409	3,198	6,005	2,709	18,321	19,407	18,157	37,564	55,885
Franklin	292	92	152	65	601	842	247	1,089	1,690
Gadsden	636	298	579	443	1,956	1,314	2,863	4,177	6,133
Jefferson	119	71	105	27	322	355	675	1,030	1,352
Leon	4,929	2,652	4,646	2,090	14,317	15,971	13,435	29,406	43,723
Liberty	105	16	89	38	248	282	225	507	755
Wakulla	328	69	434	46	877	643	712	1,355	2,232
Circuit 3	2,502	1,002	3,475	930	7,909	5,191	11,350	16,541	24,450
Columbia	927	443	1,248	406	3,024	2,095	2,852	4,947	7,971
Dixie	155	50	372	62	639	439	636	1,075	1,714
Hamilton	242	79	245	25	591	485	2,497	2,982	3,573
Lafayette	53	31	114	0	198	116	269	385	583
Madison	300	85	333	102	820	616	2,902	3,518	4,338
Suwannee	539	243	773	228	1,783	735	1,282	2,017	3,800
Taylor	286	71	390	107	854	705	912	1,617	2,471
Circuit 4	8,626	8,655	18,180	4,946	40,407	38,031	140,805	178,836	219,243
Clay	1,596	1,383	2,613	679	6,271	3,528	13,320	16,848	23,119
Duval	6,447	6,804	14,453	3,960	31,664	32,410	125,001	157,411	189,075
Nassau	583	468	1,114	307	2,472	2,093	2,484	4,577	7,049

CIRCUIT AND COUNTY COURT DISPOSITIONS
by Circuit/County and Division
FY 2016-17

Circuit/County	Circuit Court					County Court			Total
	Criminal	Civil	Family Court*	Probate	Total	Criminal	Civil**	Total	
Circuit 5	8,737	7,721	15,548	7,809	39,815	21,755	40,334	62,089	101,904
Citrus	1,063	1,114	2,030	871	5,078	2,026	3,572	5,598	10,676
Hernando	1,821	1,506	3,070	2,155	8,552	4,165	10,027	14,192	22,744
Lake	2,522	2,088	3,987	2,042	10,639	6,872	13,783	20,655	31,294
Marion	2,689	2,563	5,774	2,244	13,270	6,629	8,971	15,600	28,870
Sumter	642	450	687	497	2,276	2,063	3,981	6,044	8,320
Circuit 6	15,499	11,488	18,630	10,436	56,053	43,233	70,043	113,276	169,329
Pasco	5,189	3,701	6,306	3,316	18,512	11,621	21,739	33,360	51,872
Pinellas	10,310	7,787	12,324	7,120	37,541	31,612	48,304	79,916	117,457
Circuit 7	9,210	6,438	12,627	6,354	34,629	33,520	48,065	81,585	116,214
Flagler	516	701	1,369	549	3,135	3,434	1,338	4,772	7,907
Putnam	1,022	528	1,311	606	3,467	2,401	2,555	4,956	8,423
St. Johns	1,413	1,267	2,182	1,069	5,931	5,143	8,693	13,836	19,767
Volusia	6,259	3,942	7,765	4,130	22,096	22,542	35,479	58,021	80,117
Circuit 8	3,720	2,243	4,791	2,425	13,179	11,106	20,411	31,517	44,696
Alachua	2,178	1,436	2,850	1,955	8,419	6,790	15,149	21,939	30,358
Baker	295	126	397	51	869	888	970	1,858	2,727
Bradford	558	226	519	115	1,418	1,348	1,603	2,951	4,369
Gilchrist	172	66	258	0	496	350	614	964	1,460
Levy	408	282	604	175	1,469	1,434	1,721	3,155	4,624
Union	109	107	163	129	508	296	354	650	1,158
Circuit 9	12,708	13,993	24,510	6,716	57,927	38,138	119,262	157,400	215,327
Orange	9,348	11,245	19,572	5,213	45,378	30,857	98,695	129,552	174,930
Osceola	3,360	2,748	4,938	1,503	12,549	7,281	20,567	27,848	40,397

Overall Statistics ◆ Dispositions

**CIRCUIT AND COUNTY COURT DISPOSITIONS
by Circuit/County and Division
FY 2016-17**

Circuit/County	Circuit Court					County Court			Total
	Criminal	Civil	Family Court*	Probate	Total	Criminal	Civil**	Total	
Circuit 10	9,636	4,981	14,946	5,656	35,219	23,952	31,322	55,274	90,493
Hardee	388	118	422	101	1,029	1,182	1,846	3,028	4,057
Highlands	788	551	1,196	858	3,393	1,610	1,436	3,046	6,439
Polk	8,460	4,312	13,328	4,697	30,797	21,160	28,040	49,200	79,997
Circuit 11	14,230	30,963	31,201	10,863	87,257	63,536	582,005	645,541	732,798
Miami-Dade	14,230	30,963	31,201	10,863	87,257	63,536	582,005	645,541	732,798
Circuit 12	6,373	4,765	8,123	6,356	25,617	17,722	32,081	49,803	75,420
Desoto	593	128	510	99	1,330	877	761	1,638	2,968
Manatee	2,777	1,885	3,861	1,917	10,440	8,349	8,937	17,286	27,726
Sarasota	3,003	2,752	3,752	4,340	13,847	8,496	22,383	30,879	44,726
Circuit 13	12,970	11,344	20,847	8,558	53,719	39,018	99,963	138,981	192,700
Hillsborough	12,970	11,344	20,847	8,558	53,719	39,018	99,963	138,981	192,700
Circuit 14	5,967	2,149	5,703	1,603	15,422	14,638	12,229	26,867	42,289
Bay	3,937	1,414	3,850	895	10,096	11,469	7,736	19,205	29,301
Calhoun	274	104	230	25	633	234	512	746	1,379
Gulf	243	114	173	60	590	416	183	599	1,189
Holmes	460	82	329	135	1,006	618	593	1,211	2,217
Jackson	704	308	772	428	2,212	1,397	2,550	3,947	6,159
Washington	349	127	349	60	885	504	655	1,159	2,044
Circuit 15	8,974	14,779	13,538	7,315	44,606	57,249	132,640	189,889	234,495
Palm Beach	8,974	14,779	13,538	7,315	44,606	57,249	132,640	189,889	234,495
Circuit 16	719	757	1,190	449	3,115	3,231	11,118	14,349	17,464
Monroe	719	757	1,190	449	3,115	3,231	11,118	14,349	17,464

CIRCUIT AND COUNTY COURT DISPOSITIONS
by Circuit/County and Division
FY 2016-17

Circuit/County	Circuit Court					County Court			Total
	Criminal	Civil	Family Court*	Probate	Total	Criminal	Civil**	Total	
Circuit 17	10,917	22,083	28,829	8,235	70,064	52,373	236,108	288,481	358,545
Broward	10,917	22,083	28,829	8,235	70,064	52,373	236,108	288,481	358,545
Circuit 18	8,320	6,829	12,227	5,330	32,706	28,116	54,424	82,540	115,246
Brevard	5,591	3,806	7,215	3,093	19,705	15,539	19,714	35,253	54,958
Seminole	2,729	3,023	5,012	2,237	13,001	12,577	34,710	47,287	60,288
Circuit 19	5,283	4,718	8,420	4,097	22,518	16,582	30,180	46,762	69,280
Indian River	1,111	915	1,751	880	4,657	3,152	5,657	8,809	13,466
Martin	1,271	1,224	1,834	762	5,091	5,251	8,450	13,701	18,792
Okeechobee	587	244	664	145	1,640	1,493	1,357	2,850	4,490
St. Lucie	2,314	2,335	4,171	2,310	11,130	6,686	14,716	21,402	32,532
Circuit 20	8,228	9,087	15,944	8,175	41,434	32,709	55,859	88,568	130,002
Charlotte	1,671	1,236	1,607	1,894	6,408	4,205	5,341	9,546	15,954
Collier	1,449	2,612	3,208	2,092	9,361	7,567	13,157	20,724	30,085
Glades	108	51	192	55	406	356	2,002	2,358	2,764
Hendry	581	184	653	86	1,504	2,059	2,351	4,410	5,914
Lee	4,419	5,004	10,284	4,048	23,755	18,522	33,008	51,530	75,285
Total	169,428	171,575	276,034	113,793	730,830	584,915	1,768,504	2,353,419	3,084,249

*Family Court dispositions include domestic relations, juvenile delinquency, juvenile dependency, and termination of parental rights. The reporting of termination of parental rights dispositions began in January 2010.

**These data do not include all civil traffic infractions reported to the Florida Court Clerks and Comptrollers by the clerks of court. They only represent those civil traffic infraction dispositions presided over by a judge or hearing officer.