

## Family Court ♦ Overview

The Family Court includes domestic relations, juvenile delinquency, and juvenile dependency. The Family Court comprises the following eight categories of family court cases: simplified dissolution, dissolution, child support, orders for protection against violence, paternity, other domestic relations, juvenile delinquency, and juvenile dependency. Within these categories are the following case types:

**Simplified Dissolution** - simplified dissolution of marriage

**Dissolution** - dissolution of marriage

**Child Support** - child support (IV-D and non IV-D) and Uniform Interstate Family Support Act (UIFSA) (IV-D and non IV-D)

**Orders for Protection Against Violence** - domestic violence, dating violence, repeat violence, sexual violence, and stalking violence

**Paternity** - paternity/disestablishment of paternity and other family court

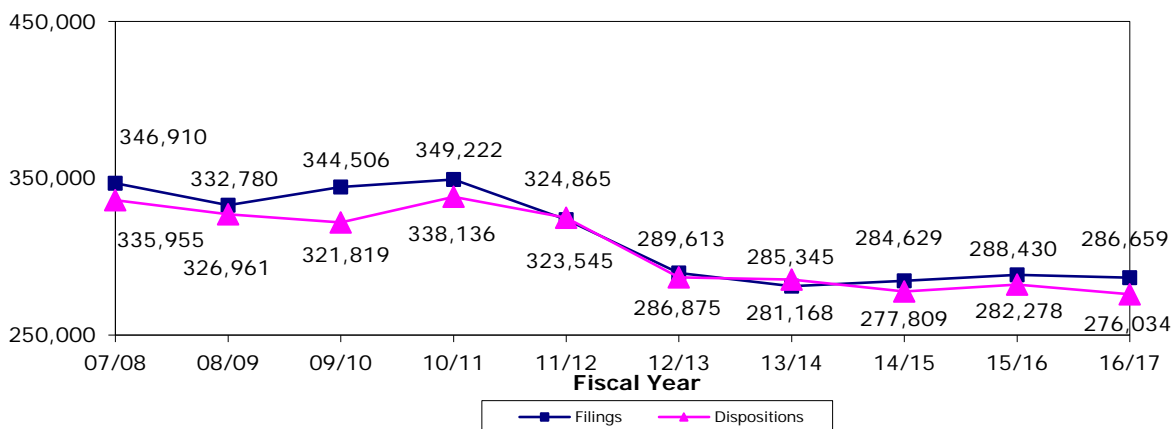
**Other Domestic Relations** - adoption arising out of Chapter 63, name change, and other family court

**Juvenile Delinquency** - delinquency

**Juvenile Dependency** - dependency, termination of parental rights (TPR) arising out of Chapter 39, and Children in Need of Services and Families in Need of Services (CINS/FINS)

In the Family Court, *filings* correspond to each complaint or petition filed. *Dispositions* correspond to each complaint or petition disposed. *Jury trials* are defined as trials in which a group of citizens is impaneled, selected, and sworn to determine the issues of fact in a case.

### FAMILY COURT FILINGS AND DISPOSITIONS FY 2007-08 to FY 2016-17\*



\*The Summary Reporting System began capturing the number of dispositions in termination of parental rights (TPR) cases in January 2010. The filings and dispositions in TPR cases are not included for fiscal year 2007-08 through fiscal year 2009-10. Additionally, the Summary Reporting System began capturing the number of filings and dispositions in Stalking Violence cases in July 2013. The filings and dispositions in Stalking Violence cases are not included for fiscal year 2007-08 through fiscal year 2013-14.

**FAMILY COURT FILINGS**  
**Statewide by Category/Case Type and Month**  
**FY 2016-17**

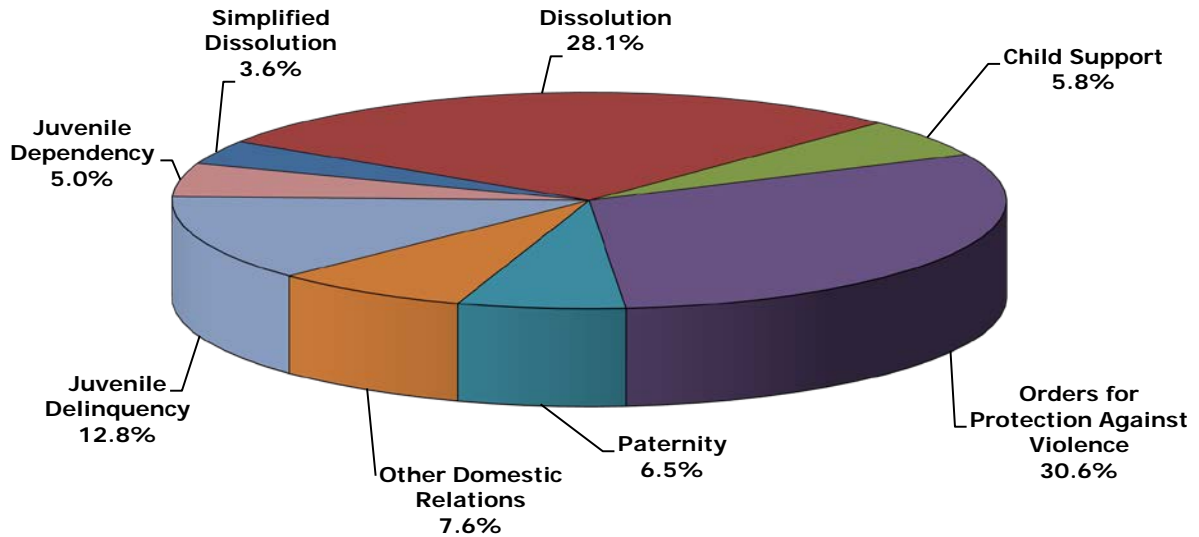
| Category/<br>Case Type                            | Jul          | Aug          | Sep          | Oct          | Nov          | Dec          | Jan          | Feb          | Mar          | Apr          | May          | Jun          | Total         |
|---|--------------|--------------|--------------|--------------|--------------|--------------|--------------|--------------|--------------|--------------|--------------|--------------|---------------|
| <b>A. Simplified Dissolution</b>                  | <b>810</b>   | <b>906</b>   | <b>875</b>   | <b>751</b>   | <b>793</b>   | <b>732</b>   | <b>885</b>   | <b>869</b>   | <b>1,091</b> | <b>879</b>   | <b>954</b>   | <b>838</b>   | <b>10,383</b> |
| 1. Simplified Dissolution                         | 810          | 906          | 875          | 751          | 793          | 732          | 885          | 869          | 1,091        | 879          | 954          | 838          | 10,383        |
| <b>B. Dissolution</b>                             | <b>6,258</b> | <b>7,244</b> | <b>6,501</b> | <b>6,033</b> | <b>6,060</b> | <b>5,784</b> | <b>6,353</b> | <b>6,590</b> | <b>8,447</b> | <b>6,822</b> | <b>7,281</b> | <b>7,067</b> | <b>80,440</b> |
| 1. Dissolution                                    | 6,258        | 7,244        | 6,501        | 6,033        | 6,060        | 5,784        | 6,353        | 6,590        | 8,447        | 6,822        | 7,281        | 7,067        | 80,440        |
| <b>C. Child Support</b>                           | <b>1,248</b> | <b>1,418</b> | <b>1,218</b> | <b>1,179</b> | <b>1,141</b> | <b>1,318</b> | <b>1,299</b> | <b>1,640</b> | <b>1,627</b> | <b>1,506</b> | <b>1,552</b> | <b>1,355</b> | <b>16,501</b> |
| 1. Child Support                                  | 1,078        | 1,174        | 1,069        | 1,007        | 953          | 1,145        | 1,162        | 1,415        | 1,441        | 1,319        | 1,369        | 1,172        | 14,304        |
| a. IV-D   | 1,049        | 1,148        | 1,056        | 990          | 935          | 1,115        | 1,135        | 1,401        | 1,424        | 1,297        | 1,350        | 1,153        | 14,053        |
| b. Non-IV-D                                       | 29           | 26           | 13           | 17           | 18           | 30           | 27           | 14           | 17           | 22           | 19           | 19           | 251           |
| 2. UIFSA  | 170          | 244          | 149          | 172          | 188          | 173          | 137          | 225          | 186          | 187          | 183          | 183          | 2,197         |
| a. IV-D   | 170          | 243          | 147          | 172          | 188          | 171          | 137          | 223          | 186          | 183          | 181          | 181          | 2,182         |
| b. Non-IV-D                                       | 0            | 1            | 2            | 0            | 0            | 2            | 0            | 2            | 0            | 4            | 2            | 2            | 15            |
| <b>D. Orders for Protection Against Violence</b>  | <b>7,399</b> | <b>8,318</b> | <b>7,741</b> | <b>6,708</b> | <b>6,563</b> | <b>6,927</b> | <b>7,149</b> | <b>6,579</b> | <b>7,578</b> | <b>6,959</b> | <b>8,306</b> | <b>7,484</b> | <b>87,711</b> |
| 1. Domestic Violence                              | 4,201        | 4,811        | 4,358        | 3,888        | 3,774        | 3,936        | 4,166        | 3,703        | 4,271        | 3,878        | 4,734        | 4,341        | 50,061        |
| 2. Dating Violence                                | 298          | 312          | 322          | 294          | 309          | 294          | 302          | 267          | 320          | 268          | 344          | 315          | 3,645         |
| 3. Repeat Violence                                | 1,037        | 1,096        | 1,052        | 763          | 745          | 857          | 820          | 762          | 856          | 780          | 1,027        | 839          | 10,634        |
| 4. Sexual Violence                                | 92           | 99           | 100          | 90           | 76           | 86           | 83           | 94           | 111          | 102          | 118          | 93           | 1,144         |
| 5. Stalking Violence                              | 1,771        | 2,000        | 1,909        | 1,673        | 1,659        | 1,754        | 1,778        | 1,753        | 2,020        | 1,931        | 2,083        | 1,896        | 22,227        |
| <b>E. Paternity</b>                               | <b>1,442</b> | <b>1,542</b> | <b>1,490</b> | <b>1,384</b> | <b>1,391</b> | <b>1,295</b> | <b>1,511</b> | <b>1,596</b> | <b>1,785</b> | <b>1,726</b> | <b>1,831</b> | <b>1,623</b> | <b>18,616</b> |
| 1. Paternity/<br>Disestablishment<br>of Paternity | 1,442        | 1,542        | 1,490        | 1,384        | 1,391        | 1,295        | 1,511        | 1,596        | 1,785        | 1,726        | 1,831        | 1,623        | 18,616        |

**Family Court ♦ Filings**

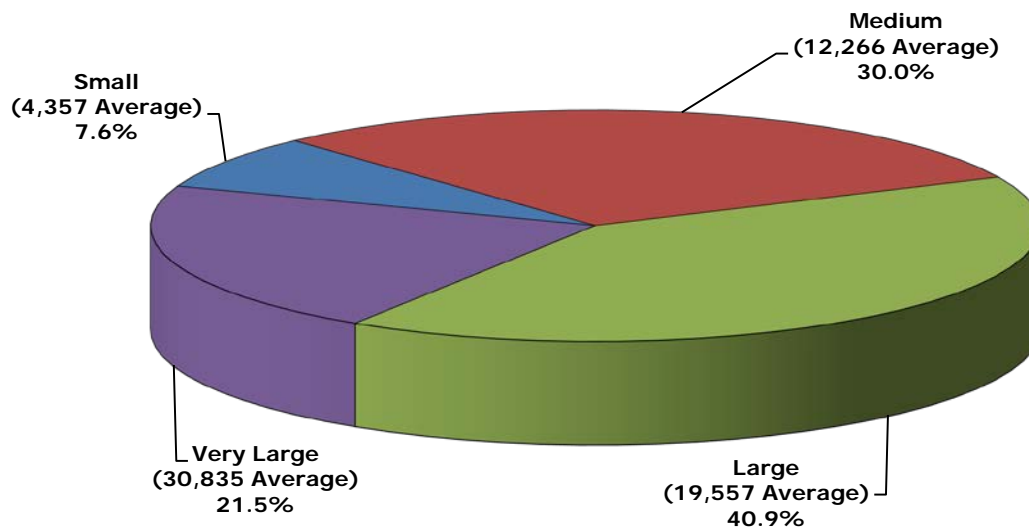
**FAMILY COURT FILINGS**  
**Statewide by Category/Case Type and Month**  
**FY 2016-17**

| Category/<br>Case Type                | Jul           | Aug           | Sep           | Oct           | Nov           | Dec           | Jan           | Feb           | Mar           | Apr           | May           | Jun           | Total          |
|---------------------------------------|---------------|---------------|---------------|---------------|---------------|---------------|---------------|---------------|---------------|---------------|---------------|---------------|----------------|
| <b>F. Other Domestic Relations</b>    | <b>1,829</b>  | <b>2,037</b>  | <b>1,717</b>  | <b>1,543</b>  | <b>1,631</b>  | <b>1,729</b>  | <b>1,722</b>  | <b>1,736</b>  | <b>2,161</b>  | <b>1,789</b>  | <b>2,007</b>  | <b>2,009</b>  | <b>21,910</b>  |
| 1. Other Family Court                 | 962           | 1,090         | 885           | 839           | 751           | 836           | 844           | 793           | 993           | 868           | 934           | 966           | 10,761         |
| 2. Adoption Arising out of Chapter 63 | 375           | 417           | 363           | 359           | 424           | 416           | 367           | 408           | 478           | 382           | 469           | 469           | 4,927          |
| 3. Name Change                        | 492           | 530           | 469           | 345           | 456           | 477           | 511           | 535           | 690           | 539           | 604           | 574           | 6,222          |
| <b>G. Juvenile Delinquency</b>        | <b>2,878</b>  | <b>3,101</b>  | <b>2,831</b>  | <b>2,558</b>  | <b>3,059</b>  | <b>2,937</b>  | <b>3,093</b>  | <b>3,140</b>  | <b>3,522</b>  | <b>2,882</b>  | <b>3,342</b>  | <b>3,378</b>  | <b>36,721</b>  |
| 1. Juvenile Delinquency               | 2,878         | 3,101         | 2,831         | 2,558         | 3,059         | 2,937         | 3,093         | 3,140         | 3,522         | 2,882         | 3,342         | 3,378         | 36,721         |
| <b>H. Juvenile Dependency</b>         | <b>1,099</b>  | <b>1,276</b>  | <b>1,209</b>  | <b>1,288</b>  | <b>1,249</b>  | <b>1,152</b>  | <b>1,163</b>  | <b>1,162</b>  | <b>1,237</b>  | <b>1,095</b>  | <b>1,247</b>  | <b>1,200</b>  | <b>14,377</b>  |
| 1. Juvenile Dependency                | 773           | 971           | 892           | 950           | 918           | 833           | 781           | 832           | 871           | 757           | 851           | 819           | 10,248         |
| 2. Termination of Parental Rights     | 326           | 305           | 317           | 338           | 331           | 319           | 382           | 330           | 366           | 338           | 396           | 381           | 4,129          |
| <b>Total</b>                          | <b>22,963</b> | <b>25,842</b> | <b>23,582</b> | <b>21,444</b> | <b>21,887</b> | <b>21,874</b> | <b>23,175</b> | <b>23,312</b> | <b>27,448</b> | <b>23,658</b> | <b>26,520</b> | <b>24,954</b> | <b>286,659</b> |

**FAMILY COURT FILINGS  
by Category  
FY 2016-17**



**FAMILY COURT FILINGS  
by Circuit Size\*  
FY 2016-17**



\*Small Circuits - 2nd, 3rd, 8th, 14th, 16th;  
 Medium Circuits - 1st, 5th, 7th, 10th, 12th, 18th, 19th;  
 Large Circuits - 4th, 6th, 9th, 13th, 15th, 20th; and  
 Very Large Circuits - 11th, 17th (as defined in the Glossary).

**Family Court ◆ Filings**

**FAMILY COURT FILINGS  
by Circuit and Case Type  
FY 2016-17**

| Circuit      | Simplified<br>Dissolution | Dissolution   | Child<br>Support | UIFSA        | Other<br>Domestic<br>Relation | Domestic<br>Violence | Repeat<br>Violence | Juvenile<br>Delinquency | Juvenile<br>Dependency | Termination<br>of Parental<br>Rights | Total          |
|--------------|---------------------------|---------------|------------------|--------------|-------------------------------|----------------------|--------------------|-------------------------|------------------------|--------------------------------------|----------------|
| 1            | 622                       | 2,847         | 857              | 84           | 1,420                         | 2,529                | 1,606              | 1,645                   | 481                    | 218                                  | 12,309         |
| 2            | 282                       | 1,214         | 460              | 30           | 834                           | 1,298                | 982                | 963                     | 109                    | 54                                   | 6,226          |
| 3            | 113                       | 739           | 272              | 50           | 442                           | 733                  | 511                | 505                     | 159                    | 60                                   | 3,584          |
| 4            | 551                       | 5,099         | 834              | 93           | 3,247                         | 3,871                | 2,614              | 2,330                   | 493                    | 289                                  | 19,421         |
| 5            | 525                       | 3,753         | 852              | 201          | 1,930                         | 3,437                | 2,035              | 2,292                   | 679                    | 206                                  | 15,910         |
| 6            | 1,128                     | 4,233         | 601              | 21           | 2,604                         | 4,054                | 2,940              | 2,900                   | 974                    | 325                                  | 19,780         |
| 7            | 404                       | 3,612         | 498              | 134          | 2,003                         | 2,248                | 1,539              | 1,904                   | 431                    | 311                                  | 13,084         |
| 8            | 252                       | 1,275         | 236              | 13           | 962                           | 788                  | 552                | 898                     | 208                    | 50                                   | 5,234          |
| 9            | 874                       | 6,887         | 782              | 33           | 3,495                         | 3,493                | 4,455              | 4,204                   | 580                    | 181                                  | 24,984         |
| 10           | 328                       | 2,839         | 1,144            | 203          | 1,620                         | 3,467                | 2,206              | 2,555                   | 514                    | 138                                  | 15,014         |
| 11           | 505                       | 13,398        | 1,543            | 441          | 4,566                         | 5,204                | 2,896              | 2,492                   | 739                    | 521                                  | 32,305         |
| 12           | 298                       | 2,370         | 675              | 259          | 1,309                         | 1,515                | 964                | 834                     | 476                    | 117                                  | 8,817          |
| 13           | 797                       | 5,368         | 1,427            | 419          | 2,922                         | 3,477                | 3,412              | 2,606                   | 950                    | 379                                  | 21,757         |
| 14           | 202                       | 1,449         | 584              | 39           | 636                           | 869                  | 456                | 888                     | 230                    | 88                                   | 5,441          |
| 15           | 904                       | 4,897         | 530              | 37           | 2,884                         | 1,638                | 948                | 1,731                   | 454                    | 204                                  | 14,227         |
| 16           | 81                        | 569           | 30               | 0            | 133                           | 191                  | 145                | 93                      | 48                     | 12                                   | 1,302          |
| 17           | 1,203                     | 8,634         | 891              | 1            | 4,659                         | 4,911                | 5,135              | 2,605                   | 943                    | 382                                  | 29,364         |
| 18           | 389                       | 3,498         | 404              | 29           | 1,706                         | 2,472                | 1,521              | 2,107                   | 475                    | 244                                  | 12,845         |
| 19           | 306                       | 2,144         | 469              | 76           | 993                           | 1,177                | 824                | 1,387                   | 378                    | 131                                  | 7,885          |
| 20           | 619                       | 5,615         | 1,215            | 34           | 2,161                         | 2,689                | 1,909              | 1,782                   | 927                    | 219                                  | 17,170         |
| <b>Total</b> | <b>10,383</b>             | <b>80,440</b> | <b>14,304</b>    | <b>2,197</b> | <b>40,526</b>                 | <b>50,061</b>        | <b>37,650</b>      | <b>36,721</b>           | <b>10,248</b>          | <b>4,129</b>                         | <b>286,659</b> |

**FAMILY COURT FILINGS**  
**by Circuit/County and Category**  
**FY 2016-17**

| Circuit/County   | Simplified<br>Dissolution | Dissolution  | Child<br>Support | Orders for<br>Protection<br>Against<br>Violence | Paternity    | Other<br>Domestic<br>Relations | Juvenile<br>Delinquency | Juvenile<br>Dependency | Total         |
|------------------|---------------------------|--------------|------------------|---|--------------|--------------------------------|-------------------------|------------------------|---------------|
| <b>Circuit 1</b> | <b>622</b>                | <b>2,847</b> | <b>941</b>       | <b>4,135</b>                                    | <b>569</b>   | <b>851</b>                     | <b>1,645</b>            | <b>699</b>             | <b>12,309</b> |
| Escambia         | 216                       | 1,039        | 254              | 2,234   | 314          | 315                            | 873                     | 240                    | 5,485         |
| Okaloosa         | 233                       | 882          | 407              | 1,002   | 138          | 257                            | 378                     | 205                    | 3,502         |
| Santa Rosa       | 121                       | 643          | 182              | 545   | 81           | 199                            | 290                     | 145                    | 2,206         |
| Walton           | 52                        | 283          | 98               | 354   | 36           | 80                             | 104                     | 109                    | 1,116         |
| <b>Circuit 2</b> | <b>282</b>                | <b>1,214</b> | <b>490</b>       | <b>2,280</b>                                    | <b>337</b>   | <b>497</b>                     | <b>963</b>              | <b>163</b>             | <b>6,226</b>  |
| Franklin         | 11                        | 36           | 13               | 117   | 24           | 7                              | 25                      | 0                      | 233           |
| Gadsden          | 21                        | 147          | 72               | 262   | 23           | 36                             | 85                      | 9                      | 655           |
| Jefferson        | 15                        | 28           | 50               | 42  | 3            | 8                              | 19                      | 0                      | 165           |
| Leon             | 211                       | 866          | 274              | 1,669   | 249          | 390                            | 755                     | 136                    | 4,550         |
| Liberty          | 5                         | 25           | 10               | 46  | 10           | 7                              | 13                      | 6                      | 122           |
| Wakulla          | 19                        | 112          | 71               | 144   | 28           | 49                             | 66                      | 12                     | 501           |
| <b>Circuit 3</b> | <b>113</b>                | <b>739</b>   | <b>322</b>       | <b>1,244</b>                                    | <b>185</b>   | <b>257</b>                     | <b>505</b>              | <b>219</b>             | <b>3,584</b>  |
| Columbia         | 47                        | 284          | 83               | 406   | 79           | 80                             | 197                     | 127                    | 1,303         |
| Dixie            | 13                        | 55           | 29               | 89  | 18           | 21                             | 29                      | 11                     | 265           |
| Hamilton         | 10                        | 47           | 68               | 110   | 7            | 19                             | 62                      | 5                      | 328           |
| Lafayette        | 0                         | 38           | 12               | 41  | 6            | 9                              | 12                      | 1                      | 119           |
| Madison          | 8                         | 61           | 59               | 104   | 3            | 26                             | 34                      | 10                     | 305           |
| Suwannee         | 14                        | 172          | 61               | 318   | 40           | 61                             | 125                     | 48                     | 839           |
| Taylor           | 21                        | 82           | 10               | 176   | 32           | 41                             | 46                      | 17                     | 425           |
| <b>Circuit 4</b> | <b>551</b>                | <b>5,099</b> | <b>927</b>       | <b>6,485</b>                                    | <b>1,747</b> | <b>1,500</b>                   | <b>2,330</b>            | <b>782</b>             | <b>19,421</b> |
| Clay             | 99                        | 892          | 98               | 674   | 99           | 311                            | 493                     | 169                    | 2,835         |
| Duval            | 401                       | 3,903        | 790              | 5,237   | 1,579        | 1,107                          | 1,755                   | 579                    | 15,351        |
| Nassau           | 51                        | 304          | 39               | 574   | 69           | 82                             | 82                      | 34                     | 1,235         |

## Family Court ◆ Filings

**FAMILY COURT FILINGS**  
by Circuit/County and Category  
FY 2016-17

| Circuit/County   | Simplified<br>Dissolution | Dissolution  | Child<br>Support | Orders for<br>Protection<br>Against<br>Violence | Paternity    | Other<br>Domestic<br>Relations | Juvenile<br>Delinquency | Juvenile<br>Dependency | Total         |
|------------------|---------------------------|--------------|------------------|---|--------------|--------------------------------|-------------------------|------------------------|---------------|
| <b>Circuit 5</b> | <b>525</b>                | <b>3,753</b> | <b>1,053</b>     | <b>5,472</b>                                    | <b>913</b>   | <b>1,017</b>                   | <b>2,292</b>            | <b>885</b>             | <b>15,910</b> |
| Citrus           | 58                        | 437          | 126              | 898   | 112          | 123                            | 132                     | 174                    | 2,060         |
| Hernando         | 69                        | 629          | 134              | 1,003   | 136          | 144                            | 750                     | 165                    | 3,030         |
| Lake             | 170                       | 1,154        | 210              | 1,214   | 213          | 297                            | 628                     | 144                    | 4,030         |
| Marion           | 189                       | 1,291        | 532              | 2,134   | 415          | 404                            | 732                     | 352                    | 6,049         |
| Sumter           | 39                        | 242          | 51               | 223   | 37           | 49                             | 50                      | 50                     | 741           |
| <b>Circuit 6</b> | <b>1,128</b>              | <b>4,233</b> | <b>622</b>       | <b>6,994</b>                                    | <b>1,026</b> | <b>1,578</b>                   | <b>2,900</b>            | <b>1,299</b>           | <b>19,780</b> |
| Pasco            | 365                       | 1,531        | 218              | 2,431   | 346          | 667                            | 991                     | 438                    | 6,987         |
| Pinellas         | 763                       | 2,702        | 404              | 4,563   | 680          | 911                            | 1,909                   | 861                    | 12,793        |
| <b>Circuit 7</b> | <b>404</b>                | <b>3,612</b> | <b>632</b>       | <b>3,787</b>                                    | <b>999</b>   | <b>1,004</b>                   | <b>1,904</b>            | <b>742</b>             | <b>13,084</b> |
| Flagler          | 61                        | 375          | 48               | 437   | 81           | 89                             | 142                     | 80                     | 1,313         |
| Putnam           | 28                        | 322          | 85               | 472   | 103          | 63                             | 146                     | 111                    | 1,330         |
| St. Johns        | 0                         | 883          | 196              | 483   | 146          | 233                            | 558                     | 101                    | 2,600         |
| Volusia          | 315                       | 2,032        | 303              | 2,395   | 669          | 619                            | 1,058                   | 450                    | 7,841         |
| <b>Circuit 8</b> | <b>252</b>                | <b>1,275</b> | <b>249</b>       | <b>1,340</b>                                    | <b>383</b>   | <b>579</b>                     | <b>898</b>              | <b>258</b>             | <b>5,234</b>  |
| Alachua          | 168                       | 745          | 143              | 739   | 196          | 359                            | 595                     | 165                    | 3,110         |
| Baker            | 22                        | 138          | 17               | 29  | 98           | 64                             | 56                      | 15                     | 439           |
| Bradford         | 11                        | 121          | 34               | 144   | 44           | 32                             | 70                      | 35                     | 491           |
| Gilchrist        | 13                        | 76           | 6                | 107   | 24           | 28                             | 29                      | 1                      | 284           |
| Levy             | 26                        | 146          | 43               | 270   | 8            | 84                             | 110                     | 28                     | 715           |
| Union            | 12                        | 49           | 6                | 51  | 13           | 12                             | 38                      | 14                     | 195           |
| <b>Circuit 9</b> | <b>874</b>                | <b>6,887</b> | <b>815</b>       | <b>7,948</b>                                    | <b>1,716</b> | <b>1,779</b>                   | <b>4,204</b>            | <b>761</b>             | <b>24,984</b> |
| Orange           | 756                       | 5,205        | 494              | 6,520   | 1,433        | 1,534                          | 3,468                   | 644                    | 20,054        |
| Osceola          | 118                       | 1,682        | 321              | 1,428   | 283          | 245                            | 736                     | 117                    | 4,930         |

**FAMILY COURT FILINGS**  
**by Circuit/County and Category**  
**FY 2016-17**

| Circuit/County    | Simplified<br>Dissolution | Dissolution   | Child<br>Support | Orders for<br>Protection<br>Against<br>Violence | Paternity    | Other<br>Domestic<br>Relations | Juvenile<br>Delinquency | Juvenile<br>Dependency | Total         |
|-------------------|---------------------------|---------------|------------------|---|--------------|--------------------------------|-------------------------|------------------------|---------------|
| <b>Circuit 10</b> | <b>328</b>                | <b>2,839</b>  | <b>1,347</b>     | <b>5,673</b>                                    | <b>887</b>   | <b>733</b>                     | <b>2,555</b>            | <b>652</b>             | <b>15,014</b> |
| Hardee            | 7                         | 98            | 32               | 135   | 24           | 30                             | 74                      | 17                     | 417           |
| Highlands         | 36                        | 278           | 191              | 232   | 70           | 61                             | 362                     | 52                     | 1,282         |
| Polk              | 285                       | 2,463         | 1,124            | 5,306   | 793          | 642                            | 2,119                   | 583                    | 13,315        |
| <b>Circuit 11</b> | <b>505</b>                | <b>13,398</b> | <b>1,984</b>     | <b>8,100</b>                                    | <b>2,402</b> | <b>2,164</b>                   | <b>2,492</b>            | <b>1,260</b>           | <b>32,305</b> |
| Miami-Dade        | 505                       | 13,398        | 1,984            | 8,100   | 2,402        | 2,164                          | 2,492                   | 1,260                  | 32,305        |
| <b>Circuit 12</b> | <b>298</b>                | <b>2,370</b>  | <b>934</b>       | <b>2,479</b>                                    | <b>616</b>   | <b>693</b>                     | <b>834</b>              | <b>593</b>             | <b>8,817</b>  |
| Desoto            | 5                         | 132           | 127              | 202   | 44           | 24                             | 70                      | 56                     | 660           |
| Manatee           | 126                       | 1,007         | 591              | 1,109   | 370          | 303                            | 418                     | 390                    | 4,314         |
| Sarasota          | 167                       | 1,231         | 216              | 1,168   | 202          | 366                            | 346                     | 147                    | 3,843         |
| <b>Circuit 13</b> | <b>797</b>                | <b>5,368</b>  | <b>1,846</b>     | <b>6,889</b>                                    | <b>1,131</b> | <b>1,791</b>                   | <b>2,606</b>            | <b>1,329</b>           | <b>21,757</b> |
| Hillsborough      | 797                       | 5,368         | 1,846            | 6,889   | 1,131        | 1,791                          | 2,606                   | 1,329                  | 21,757        |
| <b>Circuit 14</b> | <b>202</b>                | <b>1,449</b>  | <b>623</b>       | <b>1,325</b>                                    | <b>232</b>   | <b>404</b>                     | <b>888</b>              | <b>318</b>             | <b>5,441</b>  |
| Bay               | 122                       | 971           | 69               | 714   | 172          | 254                            | 769                     | 201                    | 3,272         |
| Calhoun           | 0                         | 97            | 30               | 93  | 6            | 26                             | 20                      | 5                      | 277           |
| Gulf              | 16                        | 53            | 52               | 47  | 7            | 15                             | 10                      | 7                      | 207           |
| Holmes            | 22                        | 70            | 115              | 102   | 7            | 32                             | 24                      | 0                      | 372           |
| Jackson           | 24                        | 162           | 240              | 257   | 33           | 49                             | 53                      | 51                     | 869           |
| Washington        | 18                        | 96            | 117              | 112   | 7            | 28                             | 12                      | 54                     | 444           |
| <b>Circuit 15</b> | <b>904</b>                | <b>4,897</b>  | <b>567</b>       | <b>2,586</b>                                    | <b>1,210</b> | <b>1,674</b>                   | <b>1,731</b>            | <b>658</b>             | <b>14,227</b> |
| Palm Beach        | 904                       | 4,897         | 567              | 2,586   | 1,210        | 1,674                          | 1,731                   | 658                    | 14,227        |
| <b>Circuit 16</b> | <b>81</b>                 | <b>569</b>    | <b>30</b>        | <b>336</b>                                      | <b>66</b>    | <b>67</b>                      | <b>93</b>               | <b>60</b>              | <b>1,302</b>  |
| Monroe            | 81                        | 569           | 30               | 336   | 66           | 67                             | 93                      | 60                     | 1,302         |



## Family Court ◆ Filings

**FAMILY COURT FILINGS**  
**by Circuit/County and Category**  
**FY 2016-17**

| Circuit/County    | Simplified<br>Dissolution | Dissolution   | Child<br>Support | Orders for<br>Protection<br>Against<br>Violence | Paternity     | Other<br>Domestic<br>Relations | Juvenile<br>Delinquency | Juvenile<br>Dependency | Total          |
|-------------------|---------------------------|---------------|------------------|---|---------------|--------------------------------|-------------------------|------------------------|----------------|
| <b>Circuit 17</b> | <b>1,203</b>              | <b>8,634</b>  | <b>892</b>       | <b>10,046</b>                                   | <b>2,098</b>  | <b>2,561</b>                   | <b>2,605</b>            | <b>1,325</b>           | <b>29,364</b>  |
| Broward           | 1,203                     | 8,634         | 892              | 10,046  | 2,098         | 2,561                          | 2,605                   | 1,325                  | 29,364         |
| <b>Circuit 18</b> | <b>389</b>                | <b>3,498</b>  | <b>433</b>       | <b>3,993</b>                                    | <b>773</b>    | <b>933</b>                     | <b>2,107</b>            | <b>719</b>             | <b>12,845</b>  |
| Brevard           | 147                       | 2,000         | 323              | 2,345   | 470           | 604                            | 1,210                   | 502                    | 7,601          |
| Seminole          | 242                       | 1,498         | 110              | 1,648   | 303           | 329                            | 897                     | 217                    | 5,244          |
| <b>Circuit 19</b> | <b>306</b>                | <b>2,144</b>  | <b>545</b>       | <b>2,001</b>                                    | <b>477</b>    | <b>516</b>                     | <b>1,387</b>            | <b>509</b>             | <b>7,885</b>   |
| Indian River      | 69                        | 507           | 54               | 481   | 123           | 83                             | 195                     | 94                     | 1,606          |
| Martin            | 50                        | 479           | 207              | 400   | 85            | 117                            | 292                     | 68                     | 1,698          |
| Okeechobee        | 25                        | 167           | 94               | 146   | 38            | 123                            | 171                     | 71                     | 835            |
| St. Lucie         | 162                       | 991           | 190              | 974   | 231           | 193                            | 729                     | 276                    | 3,746          |
| <b>Circuit 20</b> | <b>619</b>                | <b>5,615</b>  | <b>1,249</b>     | <b>4,598</b>                                    | <b>849</b>    | <b>1,312</b>                   | <b>1,782</b>            | <b>1,146</b>           | <b>17,170</b>  |
| Charlotte         | 106                       | 481           | 330              | 983   | 120           | 149                            | 238                     | 175                    | 2,582          |
| Collier           | 228                       | 1,161         | 83               | 666   | 174           | 289                            | 368                     | 197                    | 3,166          |
| Glades            | 7                         | 23            | 8                | 55  | 9             | 9                              | 6                       | 2                      | 119            |
| Hendry            | 20                        | 169           | 133              | 157   | 50            | 28                             | 127                     | 20                     | 704            |
| Lee               | 258                       | 3,781         | 695              | 2,737   | 496           | 837                            | 1,043                   | 752                    | 10,599         |
| <b>Total</b>      | <b>10,383</b>             | <b>80,440</b> | <b>16,501</b>    | <b>87,711</b>                                   | <b>18,616</b> | <b>21,910</b>                  | <b>36,721</b>           | <b>14,377</b>          | <b>286,659</b> |

**FAMILY COURT DISPOSITIONS**  
**Statewide by Category/Case Type and Month**  
**FY 2016-17**

| Category/<br>Case Type                            | Jul          | Aug          | Sep          | Oct          | Nov          | Dec          | Jan          | Feb          | Mar          | Apr          | May          | Jun          | Total         |
|---|--------------|--------------|--------------|--------------|--------------|--------------|--------------|--------------|--------------|--------------|--------------|--------------|---------------|
| <b>A. Simplified Dissolution</b>                  | <b>806</b>   | <b>914</b>   | <b>839</b>   | <b>734</b>   | <b>816</b>   | <b>791</b>   | <b>785</b>   | <b>754</b>   | <b>965</b>   | <b>902</b>   | <b>914</b>   | <b>915</b>   | <b>10,135</b> |
| 1. Simplified Dissolution                         | 806          | 914          | 839          | 734          | 816          | 791          | 785          | 754          | 965          | 902          | 914          | 915          | 10,135        |
| <b>B. Dissolution</b>                             | <b>6,286</b> | <b>7,605</b> | <b>6,754</b> | <b>5,894</b> | <b>6,642</b> | <b>6,192</b> | <b>6,600</b> | <b>6,156</b> | <b>6,803</b> | <b>6,145</b> | <b>7,129</b> | <b>7,210</b> | <b>79,416</b> |
| 1. Dissolution                                    | 6,286        | 7,605        | 6,754        | 5,894        | 6,642        | 6,192        | 6,600        | 6,156        | 6,803        | 6,145        | 7,129        | 7,210        | 79,416        |
| <b>C. Child Support</b>                           | <b>1,297</b> | <b>1,206</b> | <b>1,156</b> | <b>955</b>   | <b>1,108</b> | <b>1,159</b> | <b>953</b>   | <b>1,035</b> | <b>1,277</b> | <b>1,229</b> | <b>1,263</b> | <b>1,407</b> | <b>14,045</b> |
| 1. Child Support                                  | 1,187        | 1,096        | 1,045        | 863          | 981          | 1,047        | 868          | 952          | 1,166        | 1,112        | 1,155        | 1,288        | 12,760        |
| a. IV-D   | 1,162        | 1,070        | 1,025        | 846          | 960          | 1,014        | 839          | 930          | 1,140        | 1,094        | 1,133        | 1,264        | 12,477        |
| b. Non-IV-D                                       | 25           | 26           | 20           | 17           | 21           | 33           | 29           | 22           | 26           | 18           | 22           | 24           | 283           |
| 2. UIFSA  | 110          | 110          | 111          | 92           | 127          | 112          | 85           | 83           | 111          | 117          | 108          | 119          | 1,285         |
| a. IV-D   | 108          | 109          | 103          | 92           | 126          | 112          | 84           | 81           | 111          | 114          | 107          | 118          | 1,265         |
| b. Non-IV-D                                       | 2            | 1            | 8            | 0            | 1            | 0            | 1            | 2            | 0            | 3            | 1            | 1            | 20            |
| <b>D. Orders for Protection Against Violence</b>  | <b>7,371</b> | <b>8,356</b> | <b>7,605</b> | <b>6,605</b> | <b>6,881</b> | <b>6,514</b> | <b>7,054</b> | <b>6,417</b> | <b>7,224</b> | <b>6,696</b> | <b>7,794</b> | <b>7,516</b> | <b>86,033</b> |
| 1. Domestic Violence                              | 4,170        | 4,779        | 4,282        | 3,856        | 3,964        | 3,668        | 4,159        | 3,640        | 4,068        | 3,803        | 4,399        | 4,322        | 49,110        |
| 2. Dating Violence                                | 285          | 336          | 297          | 265          | 335          | 274          | 283          | 257          | 296          | 262          | 341          | 290          | 3,521         |
| 3. Repeat Violence                                | 1,098        | 1,150        | 1,056        | 752          | 792          | 811          | 801          | 738          | 848          | 747          | 906          | 932          | 10,631        |
| 4. Sexual Violence                                | 93           | 103          | 79           | 82           | 87           | 78           | 81           | 102          | 93           | 98           | 141          | 135          | 1,172         |
| 5. Stalking Violence                              | 1,725        | 1,988        | 1,891        | 1,650        | 1,703        | 1,683        | 1,730        | 1,680        | 1,919        | 1,786        | 2,007        | 1,837        | 21,599        |
| <b>E. Paternity</b>                               | <b>1,274</b> | <b>1,471</b> | <b>1,320</b> | <b>1,172</b> | <b>1,278</b> | <b>1,161</b> | <b>1,318</b> | <b>1,223</b> | <b>1,412</b> | <b>1,299</b> | <b>1,505</b> | <b>1,565</b> | <b>15,998</b> |
| 1. Paternity/<br>Disestablishment<br>of Paternity | 1,274        | 1,471        | 1,320        | 1,172        | 1,278        | 1,161        | 1,318        | 1,223        | 1,412        | 1,299        | 1,505        | 1,565        | 15,998        |

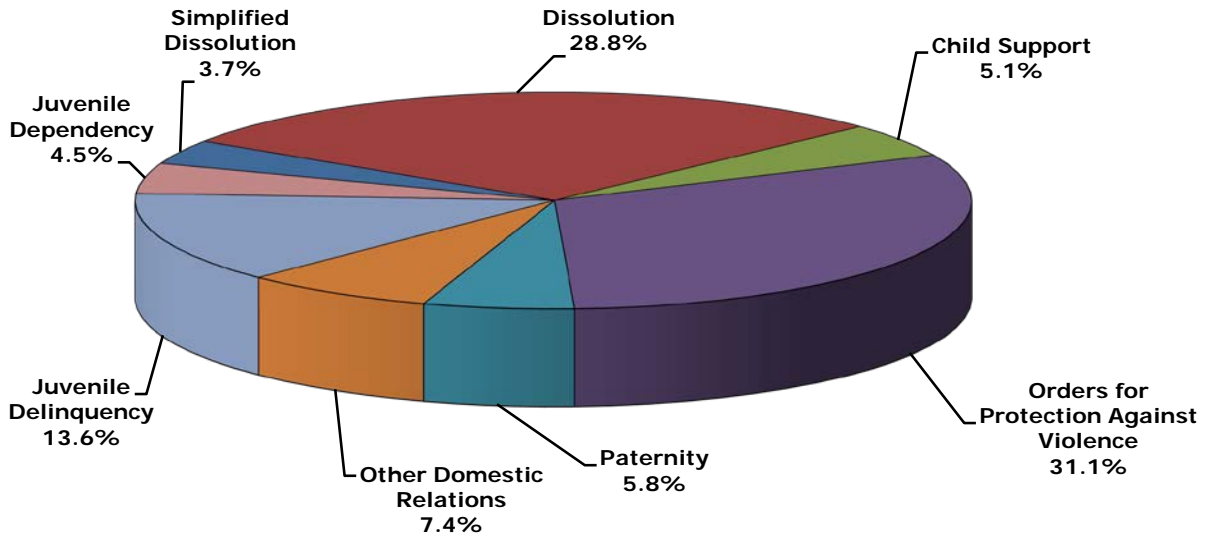
**Family Court ♦ Dispositions**

**FAMILY COURT DISPOSITIONS**  
**Statewide by Category/Case Type and Month**  
**FY 2016-17**

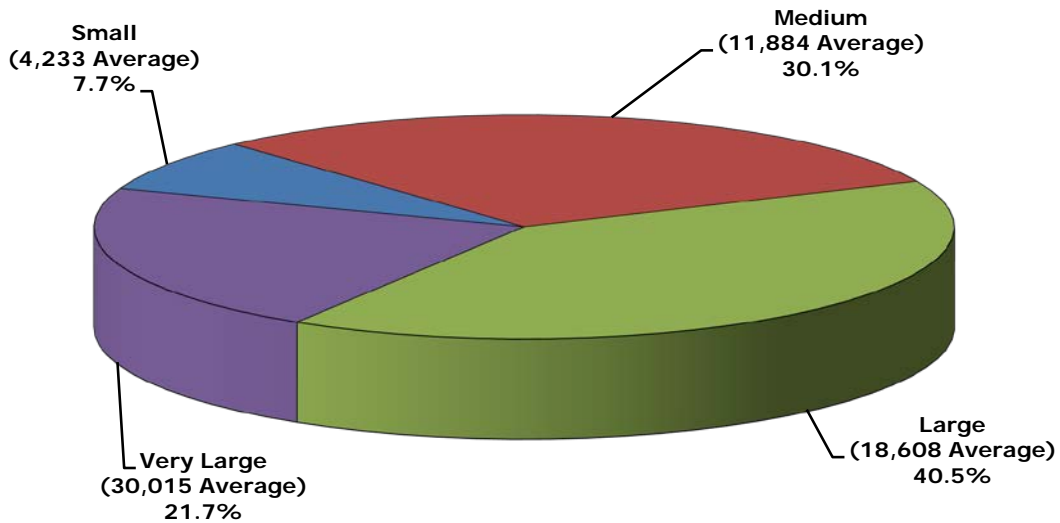
| Category/<br>Case Type                | Jul           | Aug           | Sep           | Oct           | Nov           | Dec           | Jan           | Feb           | Mar           | Apr           | May           | Jun           | Total          |
|---------------------------------------|---------------|---------------|---------------|---------------|---------------|---------------|---------------|---------------|---------------|---------------|---------------|---------------|----------------|
| <b>F. Other Domestic Relations</b>    | <b>1,710</b>  | <b>1,907</b>  | <b>1,682</b>  | <b>1,400</b>  | <b>1,648</b>  | <b>1,641</b>  | <b>1,577</b>  | <b>1,596</b>  | <b>1,862</b>  | <b>1,629</b>  | <b>1,837</b>  | <b>1,916</b>  | <b>20,405</b>  |
| 1. Other Family Court                 | 881           | 910           | 762           | 697           | 781           | 743           | 822           | 780           | 853           | 746           | 895           | 842           | 9,712          |
| 2. Adoption Arising out of Chapter 63 | 325           | 465           | 428           | 334           | 420           | 457           | 322           | 333           | 424           | 354           | 398           | 461           | 4,721          |
| 3. Name Change                        | 504           | 532           | 492           | 369           | 447           | 441           | 433           | 483           | 585           | 529           | 544           | 613           | 5,972          |
| <b>G. Juvenile Delinquency</b>        | <b>2,906</b>  | <b>3,393</b>  | <b>2,875</b>  | <b>2,849</b>  | <b>2,907</b>  | <b>2,676</b>  | <b>3,064</b>  | <b>3,073</b>  | <b>3,618</b>  | <b>3,243</b>  | <b>3,282</b>  | <b>3,612</b>  | <b>37,498</b>  |
| 1. Juvenile Delinquency               | 2,906         | 3,393         | 2,875         | 2,849         | 2,907         | 2,676         | 3,064         | 3,073         | 3,618         | 3,243         | 3,282         | 3,612         | 37,498         |
| <b>H. Juvenile Dependency</b>         | <b>1,060</b>  | <b>1,122</b>  | <b>1,001</b>  | <b>932</b>    | <b>1,145</b>  | <b>964</b>    | <b>969</b>    | <b>1,022</b>  | <b>1,114</b>  | <b>1,000</b>  | <b>1,028</b>  | <b>1,147</b>  | <b>12,504</b>  |
| 1. Juvenile Dependency                | 784           | 807           | 697           | 708           | 822           | 690           | 716           | 747           | 818           | 731           | 688           | 806           | 9,014          |
| 2. Termination of Parental Rights*    | 276           | 315           | 304           | 224           | 323           | 274           | 253           | 275           | 296           | 269           | 340           | 341           | 3,490          |
| <b>Total</b>                          | <b>22,710</b> | <b>25,974</b> | <b>23,232</b> | <b>20,541</b> | <b>22,425</b> | <b>21,098</b> | <b>22,320</b> | <b>21,276</b> | <b>24,275</b> | <b>22,143</b> | <b>24,752</b> | <b>25,288</b> | <b>276,034</b> |

\*Termination of parental rights dispositions are included for fiscal year 2016-17. The reporting of these dispositions began in January 2010.

**FAMILY COURT DISPOSITIONS**  
by Category  
FY 2016-17



**FAMILY COURT DISPOSITIONS**  
by Circuit Size\*  
FY 2016-17



\*Small Circuits - 2nd, 3rd, 8th, 14th, 16th;  
 Medium Circuits - 1st, 5th, 7th, 10th, 12th, 18th, 19th;  
 Large Circuits - 4th, 6th, 9th, 13th, 15th, 20th; and  
 Very Large Circuits - 11th, 17th (as defined in the Glossary).

**Family Court ♦ Dispositions**

**FAMILY COURT DISPOSITIONS  
by Circuit and Case Type  
FY 2016-17**

| Circuit      | Simplified<br>Dissolution | Dissolution   | Child<br>Support | UIFSA        | Other<br>Domestic<br>Relation | Domestic<br>Violence | Repeat<br>Violence | Juvenile<br>Delinquency | Juvenile<br>Dependency | Termination<br>of Parental<br>Rights* | Total          |
|--------------|---------------------------|---------------|------------------|--------------|-------------------------------|----------------------|--------------------|-------------------------|------------------------|---------------------------------------|----------------|
| 1            | 611                       | 2,781         | 628              | 88           | 1,165                         | 2,436                | 1,529              | 1,625                   | 308                    | 129                                   | 11,300         |
| 2            | 274                       | 1,115         | 268              | 18           | 766                           | 1,268                | 956                | 1,228                   | 66                     | 46                                    | 6,005          |
| 3            | 102                       | 731           | 359              | 33           | 399                           | 690                  | 498                | 507                     | 128                    | 28                                    | 3,475          |
| 4            | 510                       | 4,878         | 961              | 91           | 2,339                         | 3,811                | 2,594              | 2,330                   | 415                    | 251                                   | 18,180         |
| 5            | 533                       | 3,788         | 715              | 120          | 1,667                         | 3,411                | 2,013              | 2,578                   | 541                    | 182                                   | 15,548         |
| 6            | 1,093                     | 4,159         | 621              | 44           | 2,410                         | 3,949                | 2,933              | 2,376                   | 806                    | 239                                   | 18,630         |
| 7            | 388                       | 3,569         | 515              | 134          | 1,909                         | 2,249                | 1,520              | 1,675                   | 408                    | 260                                   | 12,627         |
| 8            | 274                       | 1,225         | 181              | 9            | 821                           | 791                  | 553                | 757                     | 134                    | 46                                    | 4,791          |
| 9            | 800                       | 6,514         | 1,077            | 88           | 3,624                         | 3,452                | 4,411              | 3,901                   | 502                    | 141                                   | 24,510         |
| 10           | 316                       | 2,874         | 998              | 181          | 1,376                         | 3,643                | 2,188              | 2,756                   | 507                    | 107                                   | 14,946         |
| 11           | 504                       | 13,613        | 1,203            | 25           | 3,902                         | 5,088                | 2,859              | 2,582                   | 680                    | 745                                   | 31,201         |
| 12           | 294                       | 2,240         | 632              | 213          | 910                           | 1,472                | 923                | 857                     | 441                    | 141                                   | 8,123          |
| 13           | 816                       | 5,334         | 989              | 41           | 2,936                         | 3,472                | 3,399              | 2,527                   | 1,050                  | 283                                   | 20,847         |
| 14           | 227                       | 1,432         | 426              | 46           | 606                           | 835                  | 425                | 1,454                   | 182                    | 70                                    | 5,703          |
| 15           | 874                       | 4,812         | 448              | 29           | 2,563                         | 1,590                | 934                | 1,742                   | 386                    | 160                                   | 13,538         |
| 16           | 76                        | 558           | 16               | 0            | 90                            | 189                  | 136                | 73                      | 38                     | 14                                    | 1,190          |
| 17           | 1,192                     | 8,554         | 735              | 3            | 4,592                         | 4,836                | 5,075              | 2,658                   | 880                    | 304                                   | 28,829         |
| 18           | 379                       | 3,578         | 467              | 43           | 1,494                         | 2,412                | 1,490              | 1,910                   | 425                    | 29                                    | 12,227         |
| 19           | 308                       | 2,046         | 529              | 47           | 927                           | 1,147                | 818                | 2,098                   | 364                    | 136                                   | 8,420          |
| 20           | 564                       | 5,615         | 992              | 32           | 1,907                         | 2,369                | 1,669              | 1,864                   | 753                    | 179                                   | 15,944         |
| <b>Total</b> | <b>10,135</b>             | <b>79,416</b> | <b>12,760</b>    | <b>1,285</b> | <b>36,403</b>                 | <b>49,110</b>        | <b>36,923</b>      | <b>37,498</b>           | <b>9,014</b>           | <b>3,490</b>                          | <b>276,034</b> |

\*Termination of parental rights dispositions are included for fiscal year 2016-17. The reporting of these dispositions began in January 2010.

**FAMILY COURT DISPOSITIONS**  
**by Circuit/County and Category**  
**FY 2016-17**

| Circuit/County   | Simplified<br>Dissolution | Dissolution  | Child<br>Support | Orders of<br>Protection<br>Against<br>Violence | Paternity    | Other<br>Domestic<br>Relations | Juvenile<br>Delinquency | Juvenile<br>Dependency* | Total         |
|------------------|---------------------------|--------------|------------------|--|--------------|--------------------------------|-------------------------|-------------------------|---------------|
| <b>Circuit 1</b> | <b>611</b>                | <b>2,781</b> | <b>716</b>       | <b>3,965</b>                                   | <b>452</b>   | <b>713</b>                     | <b>1,625</b>            | <b>437</b>              | <b>11,300</b> |
| Escambia         | 211                       | 971          | 206              | 2,214  | 234          | 310                            | 645                     | 169                     | 4,960         |
| Okaloosa         | 233                       | 882          | 342              | 887  | 137          | 245                            | 516                     | 4                       | 3,246         |
| Santa Rosa       | 117                       | 648          | 107              | 520  | 49           | 95                             | 358                     | 147                     | 2,041         |
| Walton           | 50                        | 280          | 61               | 344  | 32           | 63                             | 106                     | 117                     | 1,053         |
| <b>Circuit 2</b> | <b>274</b>                | <b>1,115</b> | <b>286</b>       | <b>2,224</b>                                   | <b>293</b>   | <b>473</b>                     | <b>1,228</b>            | <b>112</b>              | <b>6,005</b>  |
| Franklin         | 9                         | 23           | 4                | 78   | 5            | 7                              | 19                      | 7                       | 152           |
| Gadsden          | 18                        | 131          | 7                | 279  | 19           | 34                             | 82                      | 9                       | 579           |
| Jefferson        | 11                        | 14           | 12               | 46   | 1            | 7                              | 14                      | 0                       | 105           |
| Leon             | 211                       | 816          | 191              | 1,664  | 252          | 382                            | 1,041                   | 89                      | 4,646         |
| Liberty          | 6                         | 17           | 13               | 29   | 4            | 1                              | 18                      | 1                       | 89            |
| Wakulla          | 19                        | 114          | 59               | 128  | 12           | 42                             | 54                      | 6                       | 434           |
| <b>Circuit 3</b> | <b>102</b>                | <b>731</b>   | <b>392</b>       | <b>1,188</b>                                   | <b>174</b>   | <b>225</b>                     | <b>507</b>              | <b>156</b>              | <b>3,475</b>  |
| Columbia         | 48                        | 306          | 54               | 388  | 69           | 54                             | 236                     | 93                      | 1,248         |
| Dixie            | 10                        | 65           | 117              | 93   | 22           | 20                             | 26                      | 19                      | 372           |
| Hamilton         | 9                         | 35           | 45               | 82   | 9            | 13                             | 48                      | 4                       | 245           |
| Lafayette        | 0                         | 37           | 9                | 40   | 5            | 10                             | 12                      | 1                       | 114           |
| Madison          | 6                         | 59           | 118              | 96   | 8            | 35                             | 5                       | 6                       | 333           |
| Suwannee         | 14                        | 136          | 38               | 313  | 34           | 50                             | 156                     | 32                      | 773           |
| Taylor           | 15                        | 93           | 11               | 176  | 27           | 43                             | 24                      | 1                       | 390           |
| <b>Circuit 4</b> | <b>510</b>                | <b>4,878</b> | <b>1,052</b>     | <b>6,405</b>                                   | <b>1,063</b> | <b>1,276</b>                   | <b>2,330</b>            | <b>666</b>              | <b>18,180</b> |
| Clay             | 91                        | 826          | 104              | 675  | 28           | 306                            | 427                     | 156                     | 2,613         |
| Duval            | 360                       | 3,740        | 931              | 5,196  | 988          | 916                            | 1,823                   | 499                     | 14,453        |
| Nassau           | 59                        | 312          | 17               | 534  | 47           | 54                             | 80                      | 11                      | 1,114         |

**Family Court ♦ Dispositions**

**FAMILY COURT DISPOSITIONS  
by Circuit/County and Category  
FY 2016-17**

| Circuit/County   | Simplified<br>Dissolution | Dissolution  | Child<br>Support | Orders of<br>Protection<br>Against<br>Violence | Paternity    | Other<br>Domestic<br>Relations | Juvenile<br>Delinquency | Juvenile<br>Dependency* | Total         |
|------------------|---------------------------|--------------|------------------|--|--------------|--------------------------------|-------------------------|-------------------------|---------------|
| <b>Circuit 5</b> | <b>533</b>                | <b>3,788</b> | <b>835</b>       | <b>5,424</b>                                   | <b>719</b>   | <b>948</b>                     | <b>2,578</b>            | <b>723</b>              | <b>15,548</b> |
| Citrus           | 67                        | 439          | 123              | 882  | 78           | 121                            | 165                     | 155                     | 2,030         |
| Hernando         | 72                        | 605          | 152              | 1,020  | 98           | 138                            | 845                     | 140                     | 3,070         |
| Lake             | 160                       | 1,163        | 194              | 1,186  | 186          | 293                            | 675                     | 130                     | 3,987         |
| Marion           | 195                       | 1,352        | 341              | 2,113  | 321          | 358                            | 837                     | 257                     | 5,774         |
| Sumter           | 39                        | 229          | 25               | 223  | 36           | 38                             | 56                      | 41                      | 687           |
| <b>Circuit 6</b> | <b>1,093</b>              | <b>4,159</b> | <b>665</b>       | <b>6,882</b>                                   | <b>1,072</b> | <b>1,338</b>                   | <b>2,376</b>            | <b>1,045</b>            | <b>18,630</b> |
| Pasco            | 347                       | 1,389        | 148              | 2,362  | 296          | 541                            | 825                     | 398                     | 6,306         |
| Pinellas         | 746                       | 2,770        | 517              | 4,520  | 776          | 797                            | 1,551                   | 647                     | 12,324        |
| <b>Circuit 7</b> | <b>388</b>                | <b>3,569</b> | <b>649</b>       | <b>3,769</b>                                   | <b>921</b>   | <b>988</b>                     | <b>1,675</b>            | <b>668</b>              | <b>12,627</b> |
| Flagler          | 57                        | 364          | 64               | 453  | 74           | 93                             | 208                     | 56                      | 1,369         |
| Putnam           | 27                        | 300          | 85               | 450  | 96           | 60                             | 196                     | 97                      | 1,311         |
| St. Johns        | 0                         | 820          | 157              | 466  | 110          | 210                            | 333                     | 86                      | 2,182         |
| Volusia          | 304                       | 2,085        | 343              | 2,400  | 641          | 625                            | 938                     | 429                     | 7,765         |
| <b>Circuit 8</b> | <b>274</b>                | <b>1,225</b> | <b>190</b>       | <b>1,344</b>                                   | <b>331</b>   | <b>490</b>                     | <b>757</b>              | <b>180</b>              | <b>4,791</b>  |
| Alachua          | 192                       | 699          | 98               | 738  | 150          | 306                            | 529                     | 138                     | 2,850         |
| Baker            | 20                        | 127          | 10               | 34   | 74           | 59                             | 73                      | 0                       | 397           |
| Bradford         | 9                         | 152          | 36               | 151  | 53           | 32                             | 77                      | 9                       | 519           |
| Gilchrist        | 14                        | 68           | 10               | 106  | 30           | 17                             | 12                      | 1                       | 258           |
| Levy             | 25                        | 130          | 32               | 265  | 9            | 65                             | 46                      | 32                      | 604           |
| Union            | 14                        | 49           | 4                | 50   | 15           | 11                             | 20                      | 0                       | 163           |
| <b>Circuit 9</b> | <b>800</b>                | <b>6,514</b> | <b>1,165</b>     | <b>7,863</b>                                   | <b>1,833</b> | <b>1,791</b>                   | <b>3,901</b>            | <b>643</b>              | <b>24,510</b> |
| Orange           | 670                       | 4,777        | 764              | 6,453  | 1,552        | 1,552                          | 3,274                   | 530                     | 19,572        |
| Osceola          | 130                       | 1,737        | 401              | 1,410  | 281          | 239                            | 627                     | 113                     | 4,938         |

**FAMILY COURT DISPOSITIONS**  
**by Circuit/County and Category**  
**FY 2016-17**

| Circuit/County    | Simplified<br>Dissolution | Dissolution   | Child<br>Support | Orders of<br>Protection<br>Against<br>Violence | Paternity    | Other<br>Domestic<br>Relations | Juvenile<br>Delinquency | Juvenile<br>Dependency* | Total         |
|-------------------|---------------------------|---------------|------------------|--|--------------|--------------------------------|-------------------------|-------------------------|---------------|
| <b>Circuit 10</b> | <b>316</b>                | <b>2,874</b>  | <b>1,179</b>     | <b>5,831</b>                                   | <b>713</b>   | <b>663</b>                     | <b>2,756</b>            | <b>614</b>              | <b>14,946</b> |
| Hardee            | 4                         | 97            | 31               | 122  | 24           | 34                             | 100                     | 10                      | 422           |
| Highlands         | 35                        | 313           | 124              | 218  | 43           | 39                             | 356                     | 68                      | 1,196         |
| Polk              | 277                       | 2,464         | 1,024            | 5,491  | 646          | 590                            | 2,300                   | 536                     | 13,328        |
| <b>Circuit 11</b> | <b>504</b>                | <b>13,613</b> | <b>1,228</b>     | <b>7,947</b>                                   | <b>1,889</b> | <b>2,013</b>                   | <b>2,582</b>            | <b>1,425</b>            | <b>31,201</b> |
| Miami-Dade        | 504                       | 13,613        | 1,228            | 7,947  | 1,889        | 2,013                          | 2,582                   | 1,425                   | 31,201        |
| <b>Circuit 12</b> | <b>294</b>                | <b>2,240</b>  | <b>845</b>       | <b>2,395</b>                                   | <b>386</b>   | <b>524</b>                     | <b>857</b>              | <b>582</b>              | <b>8,123</b>  |
| Desoto            | 4                         | 108           | 53               | 191  | 32           | 16                             | 61                      | 45                      | 510           |
| Manatee           | 116                       | 939           | 525              | 1,081  | 212          | 201                            | 430                     | 357                     | 3,861         |
| Sarasota          | 174                       | 1,193         | 267              | 1,123  | 142          | 307                            | 366                     | 180                     | 3,752         |
| <b>Circuit 13</b> | <b>816</b>                | <b>5,334</b>  | <b>1,030</b>     | <b>6,871</b>                                   | <b>1,140</b> | <b>1,796</b>                   | <b>2,527</b>            | <b>1,333</b>            | <b>20,847</b> |
| Hillsborough      | 816                       | 5,334         | 1,030            | 6,871  | 1,140        | 1,796                          | 2,527                   | 1,333                   | 20,847        |
| <b>Circuit 14</b> | <b>227</b>                | <b>1,432</b>  | <b>472</b>       | <b>1,260</b>                                   | <b>246</b>   | <b>360</b>                     | <b>1,454</b>            | <b>252</b>              | <b>5,703</b>  |
| Bay               | 148                       | 979           | 64               | 707  | 185          | 247                            | 1,320                   | 200                     | 3,850         |
| Calhoun           | 1                         | 72            | 24               | 92   | 4            | 17                             | 19                      | 1                       | 230           |
| Gulf              | 17                        | 55            | 14               | 48   | 5            | 14                             | 19                      | 1                       | 173           |
| Holmes            | 16                        | 66            | 96               | 103  | 4            | 25                             | 19                      | 0                       | 329           |
| Jackson           | 29                        | 183           | 167              | 198  | 41           | 35                             | 69                      | 50                      | 772           |
| Washington        | 16                        | 77            | 107              | 112  | 7            | 22                             | 8                       | 0                       | 349           |
| <b>Circuit 15</b> | <b>874</b>                | <b>4,812</b>  | <b>477</b>       | <b>2,524</b>                                   | <b>1,003</b> | <b>1,560</b>                   | <b>1,742</b>            | <b>546</b>              | <b>13,538</b> |
| Palm Beach        | 874                       | 4,812         | 477              | 2,524  | 1,003        | 1,560                          | 1,742                   | 546                     | 13,538        |
| <b>Circuit 16</b> | <b>76</b>                 | <b>558</b>    | <b>16</b>        | <b>325</b>                                     | <b>37</b>    | <b>53</b>                      | <b>73</b>               | <b>52</b>               | <b>1,190</b>  |
| Monroe            | 76                        | 558           | 16               | 325  | 37           | 53                             | 73                      | 52                      | 1,190         |



**Family Court** ◆ **Dispositions**

**FAMILY COURT DISPOSITIONS**  
**by Circuit/County and Category**  
**FY 2016-17**

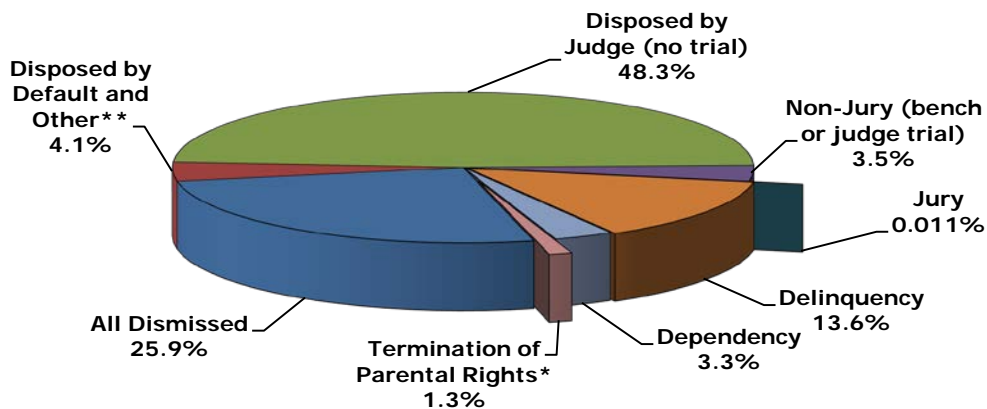
| Circuit/County    | Simplified Dissolution | Dissolution   | Child Support | Orders of Protection Against Violence | Paternity     | Other Domestic Relations | Juvenile Delinquency | Juvenile Dependency* | Total          |
|-------------------|------------------------|---------------|---------------|---------------------------------------|---------------|--------------------------|----------------------|----------------------|----------------|
| <b>Circuit 17</b> | <b>1,192</b>           | <b>8,554</b>  | <b>738</b>    | <b>9,911</b>                          | <b>1,876</b>  | <b>2,716</b>             | <b>2,658</b>         | <b>1,184</b>         | <b>28,829</b>  |
| Broward           | 1,192                  | 8,554         | 738           | 9,911                                 | 1,876         | 2,716                    | 2,658                | 1,184                | 28,829         |
| <b>Circuit 18</b> | <b>379</b>             | <b>3,578</b>  | <b>510</b>    | <b>3,902</b>                          | <b>652</b>    | <b>842</b>               | <b>1,910</b>         | <b>454</b>           | <b>12,227</b>  |
| Brevard           | 146                    | 2,025         | 344           | 2,281                                 | 387           | 549                      | 1,174                | 309                  | 7,215          |
| Seminole          | 233                    | 1,553         | 166           | 1,621                                 | 265           | 293                      | 736                  | 145                  | 5,012          |
| <b>Circuit 19</b> | <b>308</b>             | <b>2,046</b>  | <b>576</b>    | <b>1,965</b>                          | <b>447</b>    | <b>480</b>               | <b>2,098</b>         | <b>500</b>           | <b>8,420</b>   |
| Indian River      | 80                     | 477           | 56            | 478                                   | 101           | 80                       | 399                  | 80                   | 1,751          |
| Martin            | 44                     | 492           | 195           | 385                                   | 81            | 118                      | 457                  | 62                   | 1,834          |
| Okeechobee        | 22                     | 135           | 56            | 129                                   | 23            | 86                       | 146                  | 67                   | 664            |
| St. Lucie         | 162                    | 942           | 269           | 973                                   | 242           | 196                      | 1,096                | 291                  | 4,171          |
| <b>Circuit 20</b> | <b>564</b>             | <b>5,615</b>  | <b>1,024</b>  | <b>4,038</b>                          | <b>751</b>    | <b>1,156</b>             | <b>1,864</b>         | <b>932</b>           | <b>15,944</b>  |
| Charlotte         | 57                     | 364           | 170           | 435                                   | 77            | 69                       | 332                  | 103                  | 1,607          |
| Collier           | 236                    | 1,272         | 88            | 666                                   | 151           | 283                      | 356                  | 156                  | 3,208          |
| Glades            | 8                      | 26            | 82            | 59                                    | 4             | 6                        | 7                    | 0                    | 192            |
| Hendry            | 18                     | 166           | 33            | 146                                   | 49            | 32                       | 177                  | 32                   | 653            |
| Lee               | 245                    | 3,787         | 651           | 2,732                                 | 470           | 766                      | 992                  | 641                  | 10,284         |
| <b>Total</b>      | <b>10,135</b>          | <b>79,416</b> | <b>14,045</b> | <b>86,033</b>                         | <b>15,998</b> | <b>20,405</b>            | <b>37,498</b>        | <b>12,504</b>        | <b>276,034</b> |

\*Termination of parental rights dispositions are included for fiscal year 2016-17. The reporting of these dispositions began in January 2010.

**FAMILY COURT DISPOSITIONS**  
**Statewide by Disposition Type and Case Type**  
**FY 2016-17**

| Disposition Type                | Simplified Dissolution | Dissolution   | Child Support | UIFSA        | Other Domestic Relations | Domestic Violence | Repeat Violence | Juvenile Delinquency | Juvenile Dependency | Termination of Parental Rights* | Total          |
|---------------------------------|------------------------|---------------|---------------|--------------|--------------------------|-------------------|-----------------|----------------------|---------------------|---------------------------------|----------------|
| A. Dismissed Before Hearing     | 187                    | 4,496         | 2,734         | 172          | 3,718                    | 7,624             | 10,063          | NA                   | NA                  | NA                              | 28,994         |
| B. Dismissed After Hearing      | 210                    | 3,709         | 1,034         | 44           | 4,452                    | 20,297            | 12,774          | NA                   | NA                  | NA                              | 42,520         |
| C. Disposed by Default          | 31                     | 7,179         | 487           | 40           | 816                      | 15                | 10              | NA                   | NA                  | NA                              | 8,578          |
| D. Disposed by Judge (no trial) | 9,543                  | 59,207        | 6,108         | 241          | 24,491                   | 20,395            | 13,463          | NA                   | NA                  | NA                              | 133,448        |
| E. Disposed by Non-Jury         | 159                    | 4,451         | 1,266         | 86           | 2,368                    | 710               | 549             | NA                   | NA                  | NA                              | 9,589          |
| F. Disposed by Jury             | 0                      | 8             | 9             | 0            | 8                        | 4                 | 1               | NA                   | NA                  | NA                              | 30             |
| G. Disposed by Other**          | 5                      | 366           | 1,122         | 702          | 550                      | 65                | 63              | NA                   | NA                  | NA                              | 2,873          |
| <b>Total</b>                    | <b>10,135</b>          | <b>79,416</b> | <b>12,760</b> | <b>1,285</b> | <b>36,403</b>            | <b>49,110</b>     | <b>36,923</b>   | <b>37,498</b>        | <b>9,014</b>        | <b>3,490</b>                    | <b>276,034</b> |

**FAMILY COURT DISPOSITIONS**  
**by Disposition Type**  
**FY 2016-17**



NA represents disposition type does not apply.

\*Termination of parental rights dispositions are included for fiscal year 2016-17. The reporting of these dispositions began in January 2010.

\*\*The disposition type "Disposed by Other" is used to report cases as disposed when they are: consolidated into a primary case, transferred to another court, or have a change of venue.











**FAMILY COURT SPECIAL PROCEEDINGS,  
JUVENILE DEPENDENCY  
by Circuit  
FY 2016-17**

| Circuit      | Juvenile Dependency     |                            |  |   |               |                          |                  | Total          |
|--------------|-------------------------|----------------------------|--|---|---------------|--------------------------|------------------|----------------|
|              | Shelter Petitions Filed | Shelter Petitions Disposed | Adoption Petitions Arising out of Chapter 39 Filed | Adoption Petitions Arising out of Chapter 39 Disposed | Reopenings    | Judicial Review Hearings | Shelter Hearings |                |
| 1            | 593                     | 460                        | 158  | 124   | 3,958         | 2,229                    | 540              | 8,062          |
| 2            | 94                      | 83                         | 40   | 16  | 1,794         | 553                      | 89               | 2,669          |
| 3            | 161                     | 112                        | 45   | 36  | 20            | 671                      | 143              | 1,188          |
| 4            | 525                     | 508                        | 210  | 193   | 1,041         | 2,914                    | 946              | 6,337          |
| 5            | 776                     | 685                        | 105  | 87  | 2,753         | 4,773                    | 793              | 9,972          |
| 6            | 1,182                   | 1,069                      | 127  | 119   | 748           | 3,407                    | 1,333            | 7,985          |
| 7            | 635                     | 641                        | 171  | 147   | 1,814         | 2,701                    | 526              | 6,635          |
| 8            | 226                     | 214                        | 5  | 5   | 360           | 875                      | 203              | 1,888          |
| 9            | 653                     | 634                        | 127  | 112   | 2,688         | 2,403                    | 800              | 7,417          |
| 10           | 546                     | 515                        | 95   | 96  | 2,295         | 3,394                    | 586              | 7,527          |
| 11           | 1,077                   | 298                        | 249  | 254   | 4,332         | 3,487                    | 1,501            | 11,198         |
| 12           | 342                     | 79                         | 95   | 92  | 2,508         | 1,707                    | 325              | 5,148          |
| 13           | 928                     | 989                        | 204  | 109   | 958           | 4,577                    | 2,183            | 9,948          |
| 14           | 231                     | 233                        | 70   | 70  | 2,628         | 1,067                    | 227              | 4,526          |
| 15           | 508                     | 484                        | 153  | 132   | 2,978         | 1,365                    | 581              | 6,201          |
| 16           | 51                      | 51                         | 10   | 10  | 15            | 218                      | 51               | 406            |
| 17           | 904                     | 810                        | 321  | 311   | 4,617         | 6,698                    | 1,202            | 14,863         |
| 18           | 590                     | 605                        | 31   | 32  | 4,222         | 2,816                    | 856              | 9,152          |
| 19           | 393                     | 376                        | 124  | 111   | 1,292         | 1,497                    | 465              | 4,258          |
| 20           | 956                     | 867                        | 114  | 111   | 2,278         | 3,328                    | 1,150            | 8,804          |
| <b>Total</b> | <b>11,371</b>           | <b>9,713</b>               | <b>2,454</b>                                       | <b>2,167</b>  | <b>43,299</b> | <b>50,680</b>            | <b>14,500</b>    | <b>134,184</b> |



**Family Court** ◆ **Other Statistics**

**JUVENILE DELINQUENCY COMPLAINTS**  
**by Circuit/County**  
 FY 2016-17

| Circuit/County   | Juvenile Delinquency |                                       |   |
|------------------|----------------------|---------------------------------------|---|
|                  | Complaints Filed     | Complaints Disposed Prior to Petition | % Complaints Disposed Prior to Petition |
| <b>Circuit 1</b> | <b>3,014</b>         | <b>1,214</b>                          | <b>40.3%</b>                            |
| Escambia         | 1,190                | 313                                   | 26.3%                                   |
| Okaloosa         | 849                  | 281                                   | 33.1%                                   |
| Santa Rosa       | 431                  | 152                                   | 35.3%                                   |
| Walton           | 544                  | 468                                   | 86.0%                                   |
| <b>Circuit 2</b> | <b>1,128</b>         | <b>353</b>                            | <b>31.3%</b>                            |
| Franklin         | 36                   | 1                                     | 2.8%                                    |
| Gadsden          | 94                   | 0                                     | 0.0%                                    |
| Jefferson        | 28                   | 4                                     | 14.3%                                   |
| Leon             | 874                  | 305                                   | 34.9%                                   |
| Liberty          | 16                   | 7                                     | 43.8%                                   |
| Wakulla          | 80                   | 36                                    | 45.0%                                   |
| <b>Circuit 3</b> | <b>572</b>           | <b>64</b>                             | <b>11.2%</b>                            |
| Columbia         | 204                  | 15                                    | 7.4%                                    |
| Dixie            | 36                   | 13                                    | 36.1%                                   |
| Hamilton         | 77                   | 10                                    | 13.0%                                   |
| Lafayette        | 8                    | 0                                     | 0.0%                                    |
| Madison          | 83                   | 24                                    | 28.9%                                   |
| Suwannee         | 117                  | 2                                     | 1.7%                                    |
| Taylor           | 47                   | 0                                     | 0.0%                                    |
| <b>Circuit 4</b> | <b>3,090</b>         | <b>787</b>                            | <b>25.5%</b>                            |
| Clay             | 549                  | 27                                    | 4.9%                                    |
| Duval            | 2,423                | 701                                   | 28.9%                                   |
| Nassau           | 118                  | 59                                    | 50.0%                                   |

**JUVENILE DELINQUENCY COMPLAINTS  
by Circuit/County  
FY 2016-17**

| Circuit/County   | Juvenile Delinquency |                                       |   |
|------------------|----------------------|---------------------------------------|---|
|                  | Complaints Filed     | Complaints Disposed Prior to Petition | % Complaints Disposed Prior to Petition |
| <b>Circuit 5</b> | <b>2,910</b>         | <b>1,173</b>                          | <b>40.3%</b>                            |
| Citrus           | 195                  | 90                                    | 46.2%                                   |
| Hernando         | 680                  | 281                                   | 41.3%                                   |
| Lake             | 959                  | 379                                   | 39.5%                                   |
| Marion           | 940                  | 284                                   | 30.2%                                   |
| Sumter           | 136                  | 139                                   | 102.2%                                  |
| <b>Circuit 6</b> | <b>4,735</b>         | <b>1,727</b>                          | <b>36.5%</b>                            |
| Pasco            | 1,291                | 319                                   | 24.7%                                   |
| Pinellas         | 3,444                | 1,408                                 | 40.9%                                   |
| <b>Circuit 7</b> | <b>2,686</b>         | <b>962</b>                            | <b>35.8%</b>                            |
| Flagler          | 261                  | 71                                    | 27.2%                                   |
| Putnam           | 292                  | 74                                    | 25.3%                                   |
| St. Johns        | 451                  | 68                                    | 15.1%                                   |
| Volusia          | 1,682                | 749                                   | 44.5%                                   |
| <b>Circuit 8</b> | <b>1,406</b>         | <b>611</b>                            | <b>43.5%</b>                            |
| Alachua          | 963                  | 414                                   | 43.0%                                   |
| Baker            | 85                   | 25                                    | 29.4%                                   |
| Bradford         | 93                   | 30                                    | 32.3%                                   |
| Gilchrist        | 51                   | 29                                    | 56.9%                                   |
| Levy             | 166                  | 98                                    | 59.0%                                   |
| Union            | 48                   | 15                                    | 31.3%                                   |
| <b>Circuit 9</b> | <b>5,554</b>         | <b>1,767</b>                          | <b>31.8%</b>                            |
| Orange           | 4,432                | 1,524                                 | 34.4%                                   |
| Osceola          | 1,122                | 243                                   | 21.7%                                   |

**Family Court ♦ Other Statistics**

**JUVENILE DELINQUENCY COMPLAINTS  
by Circuit/County  
FY 2016-17**

| Circuit/County    | Juvenile Delinquency |                                       |   |
|-------------------|----------------------|---------------------------------------|---|
|                   | Complaints Filed     | Complaints Disposed Prior to Petition | % Complaints Disposed Prior to Petition |
| <b>Circuit 10</b> | <b>3,577</b>         | <b>897</b>                            | <b>25.1%</b>                            |
| Hardee            | 122                  | 74                                    | 60.7%                                   |
| Highlands         | 524                  | 99                                    | 18.9%                                   |
| Polk              | 2,931                | 724                                   | 24.7%                                   |
| <b>Circuit 11</b> | <b>3,768</b>         | <b>1,072</b>                          | <b>28.5%</b>                            |
| Miami-Dade        | 3,768                | 1,072                                 | 28.5%                                   |
| <b>Circuit 12</b> | <b>1,464</b>         | <b>573</b>                            | <b>39.1%</b>                            |
| Desoto            | 142                  | 75                                    | 52.8%                                   |
| Manatee           | 887                  | 393                                   | 44.3%                                   |
| Sarasota          | 435                  | 105                                   | 24.1%                                   |
| <b>Circuit 13</b> | <b>4,211</b>         | <b>1,734</b>                          | <b>41.2%</b>                            |
| Hillsborough      | 4,211                | 1,734                                 | 41.2%                                   |
| <b>Circuit 14</b> | <b>1,344</b>         | <b>345</b>                            | <b>25.7%</b>                            |
| Bay               | 1,104                | 236                                   | 21.4%                                   |
| Calhoun           | 26                   | 6                                     | 23.1%                                   |
| Gulf              | 28                   | 25                                    | 89.3%                                   |
| Holmes            | 40                   | 25                                    | 62.5%                                   |
| Jackson           | 131                  | 49                                    | 37.4%                                   |
| Washington        | 15                   | 4                                     | 0.0%                                    |
| <b>Circuit 15</b> | <b>3,156</b>         | <b>1,851</b>                          | <b>58.7%</b>                            |
| Palm Beach        | 3,156                | 1,851                                 | 58.7%                                   |
| <b>Circuit 16</b> | <b>145</b>           | <b>22</b>                             | <b>15.2%</b>                            |
| Monroe            | 145                  | 22                                    | 15.2%                                   |

**JUVENILE DELINQUENCY COMPLAINTS  
by Circuit/County  
FY 2016-17**

| Circuit/County    | Juvenile Delinquency |                                       |   |
|-------------------|----------------------|---------------------------------------|---|
|                   | Complaints Filed     | Complaints Disposed Prior to Petition | % Complaints Disposed Prior to Petition |
| <b>Circuit 17</b> | <b>3,803</b>         | <b>1,221</b>                          | <b>32.1%</b>                            |
| Broward           | 3,803                | 1,221                                 | 32.1%                                   |
| <b>Circuit 18</b> | <b>3,382</b>         | <b>1,312</b>                          | <b>38.8%</b>                            |
| Brevard           | 1,863                | 615                                   | 33.0%                                   |
| Seminole          | 1,519                | 697                                   | 45.9%                                   |
| <b>Circuit 19</b> | <b>1,923</b>         | <b>463</b>                            | <b>24.1%</b>                            |
| Indian River      | 426                  | 127                                   | 29.8%                                   |
| Martin            | 427                  | 114                                   | 26.7%                                   |
| Okeechobee        | 182                  | 37                                    | 20.3%                                   |
| St. Lucie         | 888                  | 185                                   | 20.8%                                   |
| <b>Circuit 20</b> | <b>3,180</b>         | <b>1,557</b>                          | <b>49.0%</b>                            |
| Charlotte         | 607                  | 576                                   | 94.9%                                   |
| Collier           | 650                  | 272                                   | 41.8%                                   |
| Glades            | 13                   | 12                                    | 92.3%                                   |
| Hendry            | 212                  | 37                                    | 17.5%                                   |
| Lee               | 1,698                | 660                                   | 38.9%                                   |
| <b>Total</b>      | <b>55,048</b>        | <b>19,705</b>                         | <b>35.8%</b>                            |