

Probate ♦ Overview

The Probate division includes the following four categories of probate cases: probate, trusts, commitment acts, and guardianship. Within these categories are the following case types:

Probate - probate and other social cases (examples of other social cases include: developmental disability, tuberculosis control, Adult Protective Services Act, and other similar events)

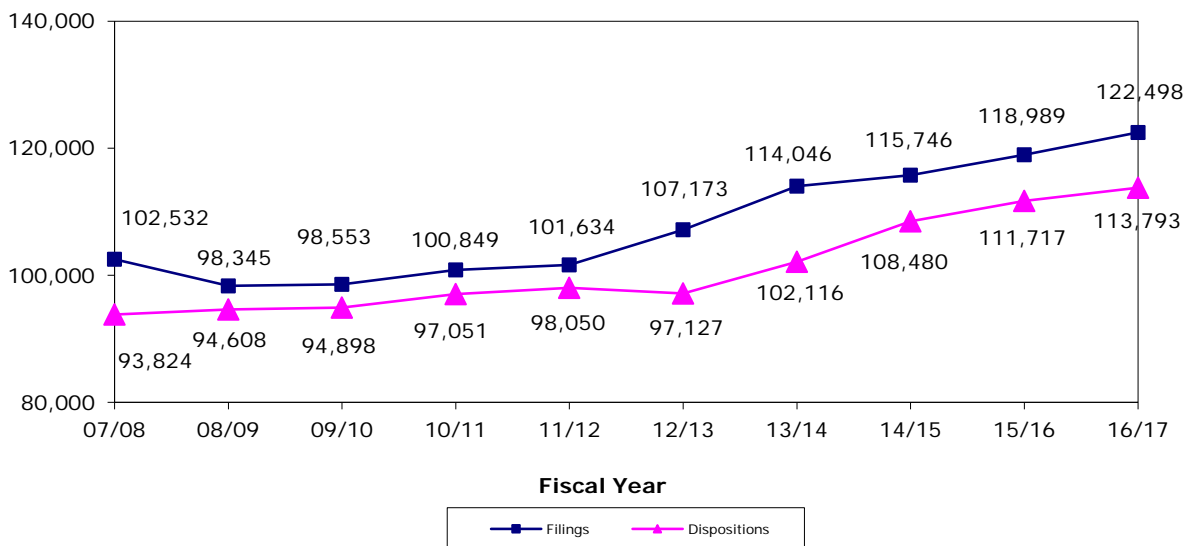
Trusts - trusts

Commitment Acts - Baker Act and Substance Abuse Act

Guardianship - adult and minor guardianship

In the Probate division, *filings* correspond to each petition filed. *Dispositions* correspond to each petition disposed.

**PROBATE FILINGS AND DISPOSITIONS
FY 2007-08 to FY 2016-17**

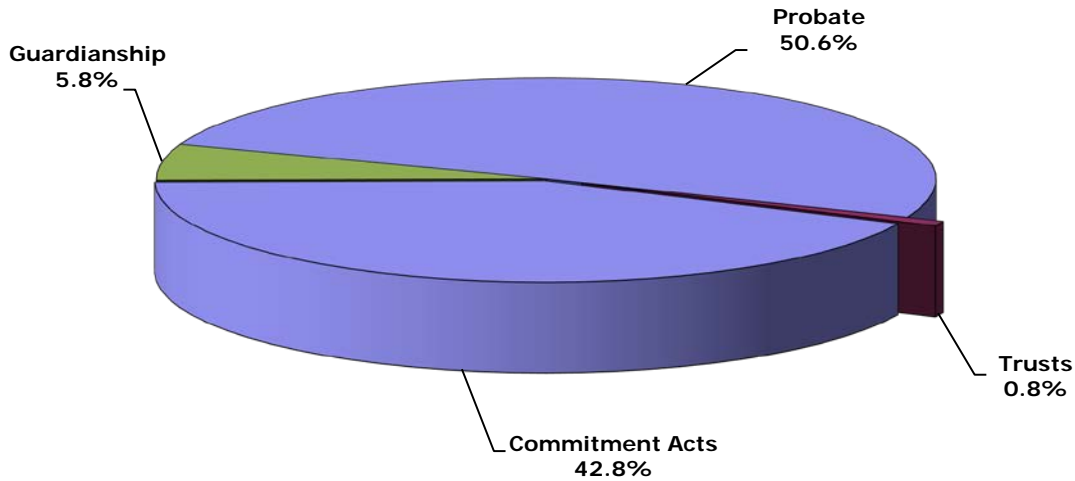


PROBATE FILINGS
Statewide by Category/Case Type and Month
FY 2016-17

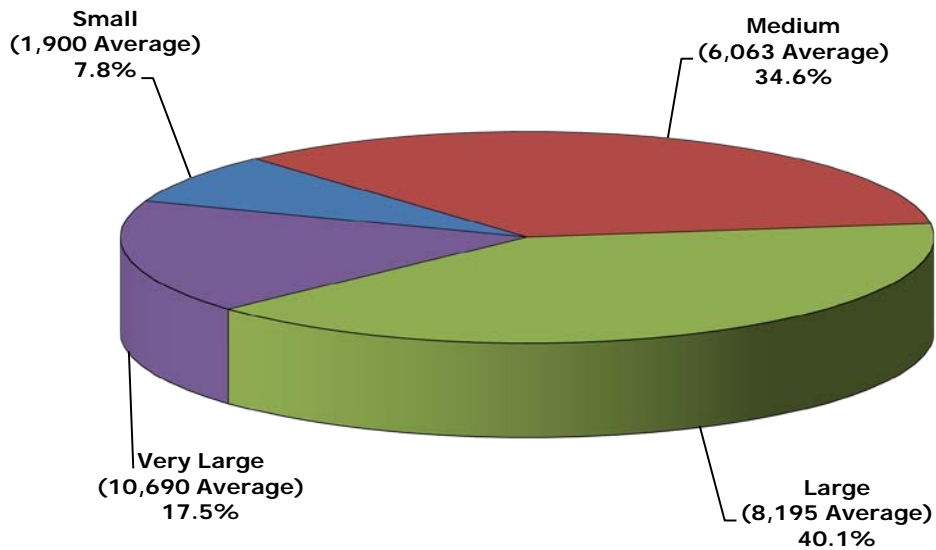
Category/ Case Type	Jul	Aug	Sep	Oct	Nov	Dec	Jan	Feb	Mar	Apr	May	Jun	Total
A. Probate	4,661	5,812	4,929	4,624	4,902	4,611	4,882	5,067	6,154	5,149	5,655	5,643	62,089
1. Probate	4,289	5,261	4,458	4,224	4,502	4,244	4,455	4,628	5,602	4,675	5,147	5,065	56,550
2. Other Social Cases	372	551	471	400	400	367	427	439	552	474	508	578	5,539
B. Trusts	86	95	72	84	81	74	66	80	82	72	70	87	949
1. Trusts	86	95	72	84	81	74	66	80	82	72	70	87	949
C. Commitment Acts	4,165	4,768	4,215	4,202	3,924	4,065	4,456	4,262	4,745	4,124	4,988	4,479	52,393
1. Baker Act	3,319	3,773	3,369	3,390	3,153	3,269	3,608	3,425	3,834	3,294	3,994	3,548	41,976
2. Substance Abuse	846	995	846	812	771	796	848	837	911	830	994	931	10,417
D. Guardianship	528	660	562	531	568	486	546	563	715	624	635	649	7,067
1. Guardianship	528	660	562	531	568	486	546	563	715	624	635	649	7,067
Total	9,440	11,335	9,778	9,441	9,475	9,236	9,950	9,972	11,696	9,969	11,348	10,858	122,498

Probate ♦ Filings

**PROBATE FILINGS
by Category
FY 2016-17**



**PROBATE FILINGS
by Circuit Size*
FY 2016-17**



*Small Circuits - 2nd, 3rd, 8th, 14th, 16th;
 Medium Circuits - 1st, 5th, 7th, 10th, 12th, 18th, 19th;
 Large Circuits - 4th, 6th, 9th, 13th, 15th, 20th; and
 Very Large Circuits - 11th, 17th (as defined in the Glossary).

PROBATE FILINGS
by Circuit and Case Type
FY 2016-17

Circuit	Probate	Baker Act	Substance Abuse	Other Social Cases	Guardianship	Trusts	Total
1	2,312	2,032	542	130	230	44	5,290
2	1,106	1,381	169	280	165	22	3,123
3	610	246	176	57	61	2	1,152
4	2,936	1,304	478	156	491	43	5,408
5	4,333	2,640	458	475	458	13	8,377
6	5,253	4,269	311	299	502	84	10,718
7	3,385	1,443	939	140	290	32	6,229
8	865	1,456	153	168	119	7	2,768
9	2,865	2,558	807	358	632	8	7,228
10	2,300	2,373	535	144	286	16	5,654
11	4,354	4,714	937	1,725	892	55	12,677
12	3,268	1,943	959	164	322	109	6,765
13	2,632	3,956	1,148	218	440	44	8,438
14	1,074	437	258	58	119	7	1,953
15	4,825	2,126	684	212	472	212	8,531
16	380	55	38	15	18	0	506
17	3,541	3,507	782	383	448	42	8,703
18	3,022	1,339	680	199	443	38	5,721
19	2,443	1,337	189	89	212	138	4,408
20	5,046	2,860	174	269	467	33	8,849
Total	56,550	41,976	10,417	5,539	7,067	949	122,498

Probate ♦ Filings

**PROBATE FILINGS
by Circuit/County and Category
FY 2016-17**

Circuit/County	Probate	Trusts	Commitment Acts	Guardianship	Total
Circuit 1	2,442	44	2,574	230	5,290
Escambia	1,103	6	1,676	86	2,871
Okaloosa	575	3	607	60	1,245
Santa Rosa	463	35	253	63	814
Walton	301	0	38	21	360
Circuit 2	1,386	22	1,550	165	3,123
Franklin	77	0	30	6	113
Gadsden	353	20	59	35	467
Jefferson	57	0	10	13	80
Leon	795	0	1,383	99	2,277
Liberty	17	0	16	4	37
Wakulla	87	2	52	8	149
Circuit 3	667	2	422	61	1,152
Columbia	201	0	206	22	429
Dixie	72	0	24	5	101
Hamilton	34	0	16	1	51
Lafayette	29	0	18	1	48
Madison	100	1	32	11	144
Suwannee	166	0	76	11	253
Taylor	65	1	50	10	126
Circuit 4	3,092	43	1,782	491	5,408
Clay	469	0	99	66	634
Duval	2,357	43	1,619	391	4,410
Nassau	266	0	64	34	364

PROBATE FILINGS
by Circuit/County and Category
FY 2016-17

Circuit/County	Probate	Trusts	Commitment Acts	Guardianship	Total
Circuit 5	4,808	13	3,098	458	8,377
Citrus	718	3	144	42	907
Hernando	807	0	1,407	81	2,295
Lake	1,381	4	636	145	2,166
Marion	1,426	4	865	163	2,458
Sumter	476	2	46	27	551
Circuit 6	5,552	84	4,580	502	10,718
Pasco	1,627	9	1,705	166	3,507
Pinellas	3,925	75	2,875	336	7,211
Circuit 7	3,525	32	2,382	290	6,229
Flagler	404	2	124	47	577
Putnam	311	0	107	13	431
St. Johns	673	1	304	80	1,058
Volusia	2,137	29	1,847	150	4,163
Circuit 8	1,033	7	1,609	119	2,768
Alachua	547	5	1,411	71	2,034
Baker	169	0	30	9	208
Bradford	87	0	28	13	128
Gilchrist	54	0	7	8	69
Levy	150	2	43	12	207
Union	26	0	90	6	122
Circuit 9	3,223	8	3,365	632	7,228
Orange	2,422	4	2,672	489	5,587
Osceola	801	4	693	143	1,641

Probate ♦ Filings

PROBATE FILINGS
by Circuit/County and Category
FY 2016-17

Circuit/County	Probate	Trusts	Commitment Acts	Guardianship	Total
Circuit 10	2,444	16	2,908	286	5,654
Hardee	54	7	39	18	118
Highlands	470	0	443	36	949
Polk	1,920	9	2,426	232	4,587
Circuit 11	6,079	55	5,651	892	12,677
Miami-Dade	6,079	55	5,651	892	12,677
Circuit 12	3,432	109	2,902	322	6,765
Desoto	99	0	13	11	123
Manatee	1,202	0	636	121	1,959
Sarasota	2,131	109	2,253	190	4,683
Circuit 13	2,850	44	5,104	440	8,438
Hillsborough	2,850	44	5,104	440	8,438
Circuit 14	1,132	7	695	119	1,953
Bay	677	2	402	54	1,135
Calhoun	29	3	47	7	86
Gulf	60	1	21	10	92
Holmes	74	0	45	11	130
Jackson	203	1	128	28	360
Washington	89	0	52	9	150
Circuit 15	5,037	212	2,810	472	8,531
Palm Beach	5,037	212	2,810	472	8,531
Circuit 16	395	0	93	18	506
Monroe	395	0	93	18	506

PROBATE FILINGS
by Circuit/County and Category
FY 2016-17

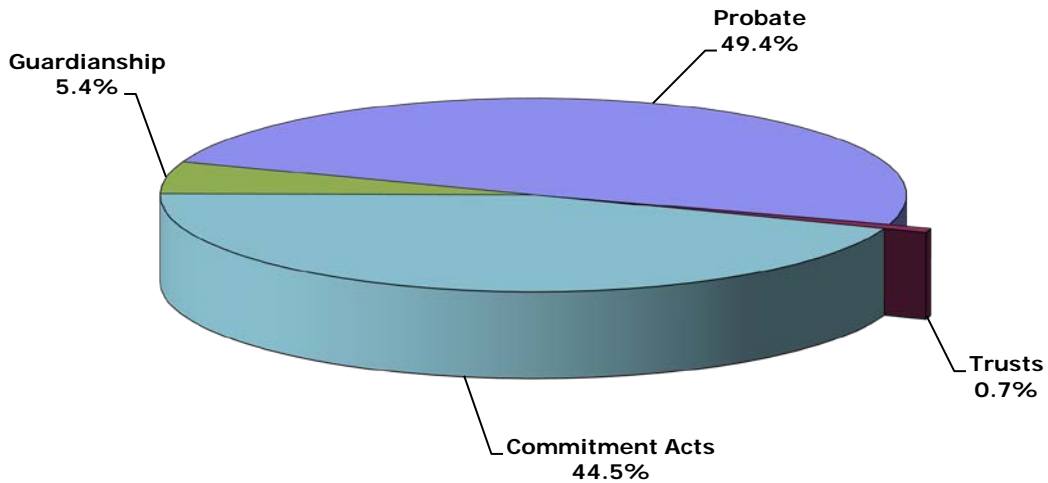
Circuit/County	Probate	Trusts	Commitment Acts	Guardianship	Total
Circuit 17	3,924	42	4,289	448	8,703
Broward	3,924	42	4,289	448	8,703
Circuit 18	3,221	38	2,019	443	5,721
Brevard	2,188	26	833	265	3,312
Seminole	1,033	12	1,186	178	2,409
Circuit 19	2,532	138	1,526	212	4,408
Indian River	673	16	215	51	955
Martin	738	6	78	65	887
Okeechobee	150	0	40	8	198
St. Lucie	971	116	1,193	88	2,368
Circuit 20	5,315	33	3,034	467	8,849
Charlotte	968	0	953	85	2,006
Collier	1,528	25	539	136	2,228
Glades	33	0	8	3	44
Hendry	98	1	18	3	120
Lee	2,688	7	1,516	240	4,451
Total	62,089	949	52,393	7,067	122,498

Probate ♦ Dispositions

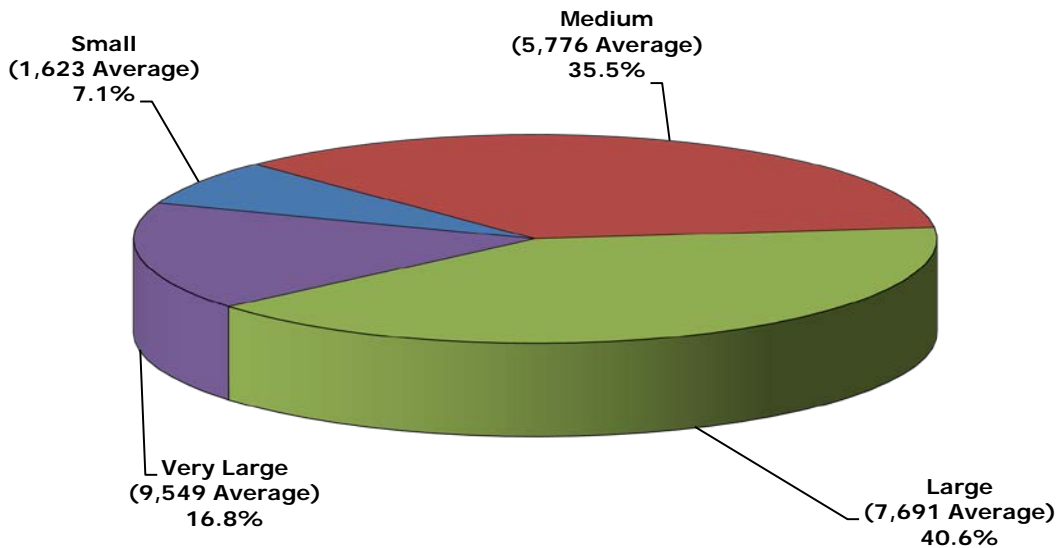
PROBATE DISPOSITIONS
Statewide by Category/Case Type and Month
FY 2016-17

Category/ Case Type	Jul	Aug	Sep	Oct	Nov	Dec	Jan	Feb	Mar	Apr	May	Jun	Total
A. Probate	4,209	5,312	4,452	4,044	4,437	4,415	4,801	4,089	5,268	4,370	5,142	5,685	56,224
1. Probate	3,900	4,959	4,028	3,727	4,055	4,135	4,420	3,781	4,766	3,950	4,651	5,209	51,581
2. Other Social Cases	309	353	424	317	382	280	381	308	502	420	491	476	4,643
B. Trusts	58	66	64	52	74	73	58	85	68	53	66	81	798
1. Trusts	58	66	64	52	74	73	58	85	68	53	66	81	798
C. Commitment Acts	4,179	4,534	4,139	3,895	3,898	3,845	4,037	4,155	4,998	3,930	4,670	4,388	50,668
1. Baker Act	3,312	3,607	3,363	3,085	3,128	3,113	3,226	3,335	4,084	3,140	3,662	3,431	40,486
2. Substance Abuse	867	927	776	810	770	732	811	820	914	790	1,008	957	10,182
D. Guardianship	486	512	513	414	524	470	457	422	554	512	556	683	6,103
1. Guardianship	486	512	513	414	524	470	457	422	554	512	556	683	6,103
Total	8,932	10,424	9,168	8,405	8,933	8,803	9,353	8,751	10,888	8,865	10,434	10,837	113,793

PROBATE DISPOSITIONS
by Category
FY 2016-17



PROBATE DISPOSITIONS
by Circuit Size*
FY 2016-17



*Small Circuits - 2nd, 3rd, 8th, 14th, 16th;
 Medium Circuits - 1st, 5th, 7th, 10th, 12th, 18th, 19th;
 Large Circuits - 4th, 6th, 9th, 13th, 15th, 20th; and
 Very Large Circuits - 11th, 17th (as defined in the Glossary).

Probate ♦ Dispositions

**PROBATE DISPOSITIONS
by Circuit and Case Type
FY 2016-17**

Circuit	Probate	Baker Act	Substance Abuse	Other Social Cases	Guardianship	Trusts	Total
1	1,918	2,010	523	135	203	42	4,831
2	788	1,369	154	275	108	15	2,709
3	469	221	155	52	32	1	930
4	2,584	1,322	447	129	439	25	4,946
5	3,954	2,611	446	450	339	9	7,809
6	5,000	4,304	310	286	469	67	10,436
7	3,600	1,422	897	126	288	21	6,354
8	716	1,437	138	54	75	5	2,425
9	2,468	2,559	800	329	549	11	6,716
10	2,119	2,363	819	90	254	11	5,656
11	3,689	4,382	779	1,221	743	49	10,863
12	3,077	1,877	952	149	248	53	6,356
13	2,911	3,773	1,151	224	452	47	8,558
14	921	375	208	42	50	7	1,603
15	4,018	1,932	631	176	392	166	7,315
16	338	53	34	14	10	0	449
17	3,487	3,098	774	361	459	56	8,235
18	2,693	1,299	676	213	418	31	5,330
19	2,295	1,234	177	78	158	155	4,097
20	4,536	2,845	111	239	417	27	8,175
Total	51,581	40,486	10,182	4,643	6,103	798	113,793

PROBATE DISPOSITIONS
by Circuit/County and Category
FY 2016-17

Circuit/County	Probate	Trusts	Commitment Acts	Guardianship	Total
Circuit 1	2,053	42	2,533	203	4,831
Escambia	944	4	1,688	71	2,707
Okaloosa	486	3	565	57	1,111
Santa Rosa	386	35	245	57	723
Walton	237	0	35	18	290
Circuit 2	1,063	15	1,523	108	2,709
Franklin	44	0	20	1	65
Gadsden	342	15	62	24	443
Jefferson	23	0	3	1	27
Leon	632	0	1,381	77	2,090
Liberty	19	0	16	3	38
Wakulla	3	0	41	2	46
Circuit 3	521	1	376	32	930
Columbia	198	0	197	11	406
Dixie	43	0	19	0	62
Hamilton	11	0	13	1	25
Lafayette	0	0	0	0	0
Madison	69	0	29	4	102
Suwannee	149	0	69	10	228
Taylor	51	1	49	6	107
Circuit 4	2,713	25	1,769	439	4,946
Clay	533	0	96	50	679
Duval	1,948	25	1,628	359	3,960
Nassau	232	0	45	30	307

Probate ◆ **Dispositions**

PROBATE DISPOSITIONS
by Circuit/County and Category
FY 2016-17

Circuit/County	Probate	Trusts	Commitment Acts	Guardianship	Total
Circuit 5	4,404	9	3,057	339	7,809
Citrus	692	2	138	39	871
Hernando	735	0	1,377	43	2,155
Lake	1,272	4	638	128	2,042
Marion	1,276	1	858	109	2,244
Sumter	429	2	46	20	497
Circuit 6	5,286	67	4,614	469	10,436
Pasco	1,473	5	1,675	163	3,316
Pinellas	3,813	62	2,939	306	7,120
Circuit 7	3,726	21	2,319	288	6,354
Flagler	382	2	125	40	549
Putnam	499	0	98	9	606
St. Johns	667	1	292	109	1,069
Volusia	2,178	18	1,804	130	4,130
Circuit 8	770	5	1,575	75	2,425
Alachua	493	5	1,408	49	1,955
Baker	37	0	9	5	51
Bradford	77	0	27	11	115
Gilchrist	0	0	0	0	0
Levy	128	0	41	6	175
Union	35	0	90	4	129
Circuit 9	2,797	11	3,359	549	6,716
Orange	2,123	10	2,652	428	5,213
Osceola	674	1	707	121	1,503

PROBATE DISPOSITIONS
by Circuit/County and Category
FY 2016-17

Circuit/County	Probate	Trusts	Commitment Acts	Guardianship	Total
Circuit 10	2,209	11	3,182	254	5,656
Hardee	47	5	29	20	101
Highlands	411	0	429	18	858
Polk	1,751	6	2,724	216	4,697
Circuit 11	4,910	49	5,161	743	10,863
Miami-Dade	4,910	49	5,161	743	10,863
Circuit 12	3,226	53	2,829	248	6,356
Desoto	81	0	11	7	99
Manatee	1,235	0	587	95	1,917
Sarasota	1,910	53	2,231	146	4,340
Circuit 13	3,135	47	4,924	452	8,558
Hillsborough	3,135	47	4,924	452	8,558
Circuit 14	963	7	583	50	1,603
Bay	534	6	346	9	895
Calhoun	3	0	21	1	25
Gulf	36	0	20	4	60
Holmes	83	0	44	8	135
Jackson	278	1	126	23	428
Washington	29	0	26	5	60
Circuit 15	4,194	166	2,563	392	7,315
Palm Beach	4,194	166	2,563	392	7,315
Circuit 16	352	0	87	10	449
Monroe	352	0	87	10	449

Probate ♦ Dispositions

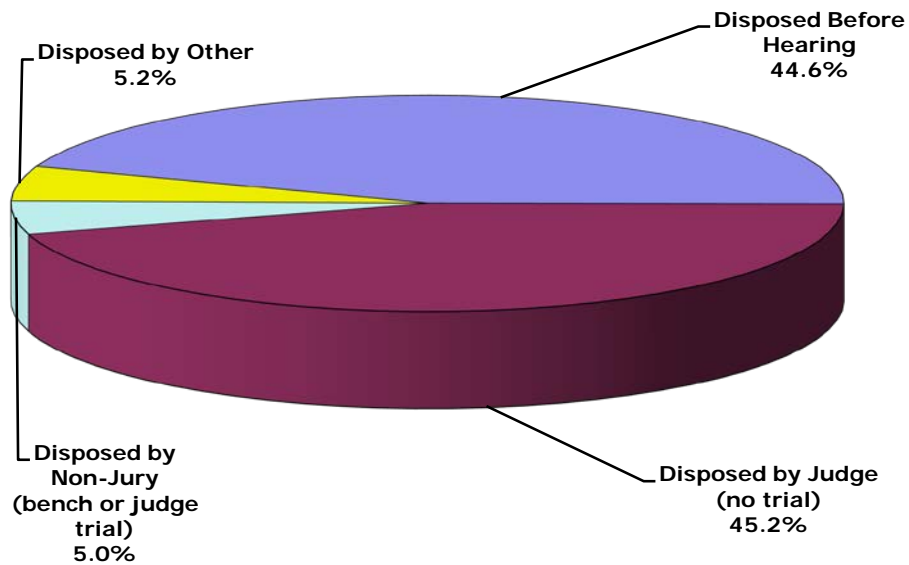
**PROBATE DISPOSITIONS
by Circuit/County and Category
FY 2016-17**

Circuit/County	Probate	Trusts	Commitment Acts	Guardianship	Total
Circuit 17	3,848	56	3,872	459	8,235
Broward	3,848	56	3,872	459	8,235
Circuit 18	2,906	31	1,975	418	5,330
Brevard	2,008	22	799	264	3,093
Seminole	898	9	1,176	154	2,237
Circuit 19	2,373	155	1,411	158	4,097
Indian River	601	19	213	47	880
Martin	620	20	78	44	762
Okeechobee	116	0	25	4	145
St. Lucie	1,036	116	1,095	63	2,310
Circuit 20	4,775	27	2,956	417	8,175
Charlotte	900	0	917	77	1,894
Collier	1,399	23	538	132	2,092
Glades	48	0	6	1	55
Hendry	78	0	8	0	86
Lee	2,350	4	1,487	207	4,048
Total	56,224	798	50,668	6,103	113,793

PROBATE DISPOSITIONS
Statewide by Disposition Type and Case Type
FY 2016-17

Disposition Type	Probate	Baker Act	Substance Abuse	Other Social Cases	Guardianship	Trusts	Total
A. Disposed Before Hearing	25,260	19,769	4,250	496	685	236	50,696
B. Disposed by Judge (no trial)	25,656	13,691	4,816	2,496	4,456	366	51,481
C. Disposed by Non-Jury	126	2,526	962	1,256	804	2	5,676
D. Disposed by Other	539	4,500	154	395	158	194	5,940
Total	51,581	40,486	10,182	4,643	6,103	798	113,793

PROBATE DISPOSITIONS
by Disposition Type
FY 2016-17



Probate ♦ Other Statistics

The Probate division also includes other statistics such as clearance rates and reopenings. **These data are provided by the 67 clerks of court. However, special proceedings data is not audited for accuracy by the OSCA.**

Clearance Rates - The clearance rate is a useful measure of the responsiveness of a court to the demand for services, and is nationally recognized as a measure of court performance. The rate is determined by dividing the total number of cases *disposed* by the total number of cases *filed* during a specific time period. If a court received 1,000 new cases a month and *disposed* of 900 cases within the same month, the clearance rate for that month would be 90%. A 100% clearance rate means that a court is disposing of at least as many cases as have been filed during the reporting period. Thus, where clearance rates exceed 100%, those circuits are actually disposing of cases more quickly than cases are being filed for the period in question.

Reopenings - A reopening occurs when a case that has previously been reported as disposed is resubmitted to the court through a motion or petition.

**PROBATE CLEARANCE RATES
by Circuit
FY 2016-17**

Circuit	Filings	Dispositions	Clearance Rates
1	5,290	4,831	91.3%
2	3,123	2,709	86.7%
3	1,152	930	80.7%
4	5,408	4,946	91.5%
5	8,377	7,809	93.2%
6	10,718	10,436	97.4%
7	6,229	6,354	102.0%
8	2,768	2,425	87.6%
9	7,228	6,716	92.9%
10	5,654	5,656	100.0%
11	12,677	10,863	85.7%
12	6,765	6,356	94.0%
13	8,438	8,558	101.4%
14	1,953	1,603	82.1%
15	8,531	7,315	85.7%
16	506	449	88.7%
17	8,703	8,235	94.6%
18	5,721	5,330	93.2%
19	4,408	4,097	92.9%
20	8,849	8,175	92.4%
Total	122,498	113,793	92.9%

Probate ♦ Other Statistics

**PROBATE SPECIAL PROCEEDINGS
by Circuit
FY 2016-17**

Circuit	Reopenings
1	3,038
2	1,955
3	194
4	1,145
5	3,886
6	5,746
7	2,988
8	1,429
9	6,373
10	2,382
11	37,566
12	4,460
13	7,219
14	491
15	10,068
16	59
17	488
18	5,600
19	1,683
20	5,440
Total	102,210

-This page intentionally left blank-