

## County Criminal ◆ Overview

The County Criminal division includes the following three categories of criminal offenses: misdemeanors and ordinance violations, non-dui criminal traffic, and driving under the influence. Within these categories are the following case types:

**Misdemeanor and Ordinance Violations** - misdemeanors, worthless checks, county ordinance, and municipal ordinance offenses

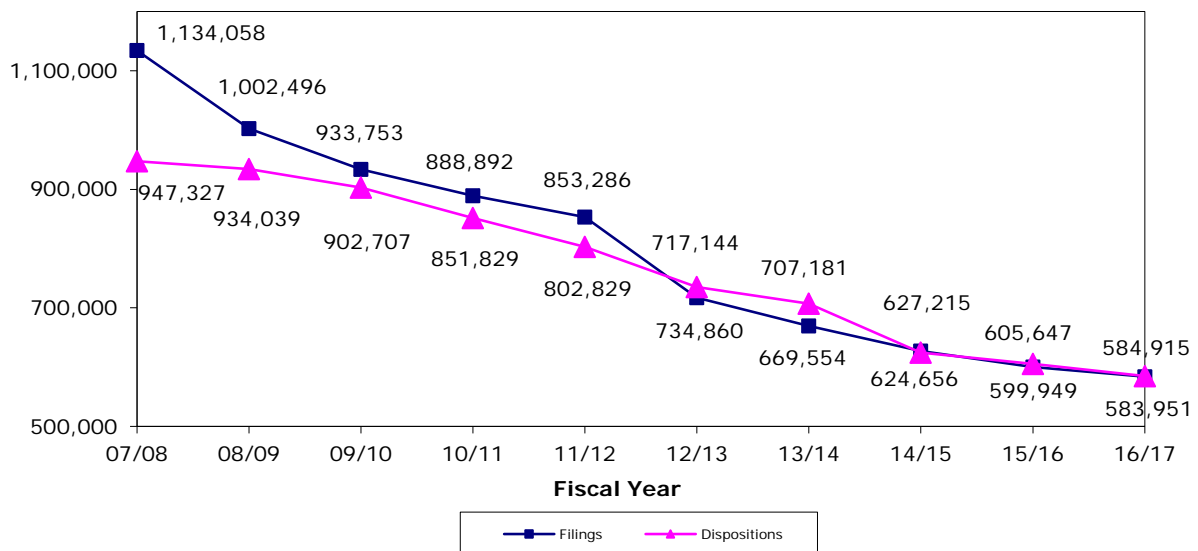
**Non-Driving Under the Influence Criminal Traffic** - criminal traffic

**Driving Under the Influence** - driving under the influence (DUI) offenses

The Summary Reporting System does not directly capture non-dui criminal traffic and DUI cases. These data are reported independently by clerks of court to the Florida Court Clerks and Comptrollers (FCCC). The FCCC then provides these data to the Office of the State Courts Administrator.

In the County Criminal division, *filings* correspond to each defendant against whom a sworn complaint, notice to appear, information, or indictment is filed. *Citations* correspond to each official summons to appear in court. *Dispositions* correspond to each defendant for whom a final judicial decision is rendered terminating a criminal proceeding by an acquittal, a dismissal, or a judgment stating the specific sentence (in the case of a conviction). *Jury trials* are defined as trials in which a group of citizens is impaneled, selected, and sworn to determine the issues of fact in a case.

### COUNTY CRIMINAL FILINGS AND DISPOSITIONS FY 2007-08 to FY 2016-17

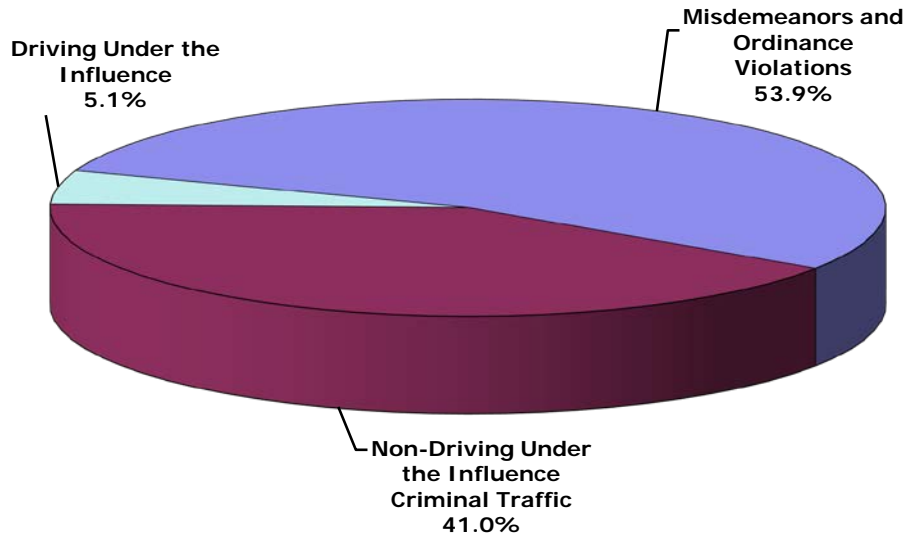


**COUNTY CRIMINAL FILINGS**  
**Statewide by Category/Case Type and Month**  
**FY 2016-17**

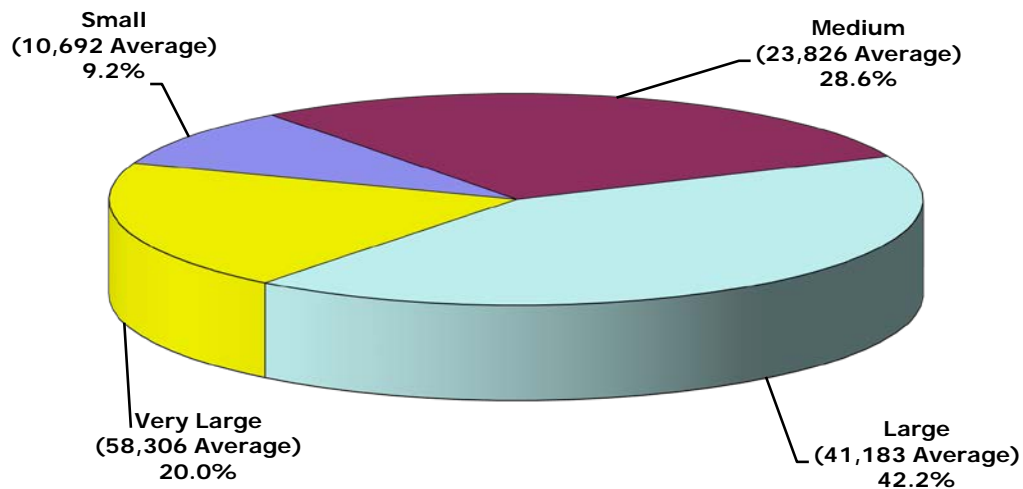
Category/ Case Type	Jul	Aug	Sep	Oct	Nov	Dec	Jan	Feb	Mar	Apr	May	Jun	Total
<b>A. Misdemeanors and Ordinance Violations</b>	<b>26,300</b>	<b>26,550</b>	<b>24,652</b>	<b>23,880</b>	<b>22,565</b>	<b>23,924</b>	<b>24,462</b>	<b>27,631</b>	<b>34,007</b>	<b>25,933</b>	<b>28,047</b>	<b>27,206</b>	<b>315,157</b>
1. Misdemeanors	22,969	22,866	21,351	20,883	19,752	21,017	21,327	20,515	24,729	22,155	24,098	23,331	264,993
2. Worthless Checks	169	237	157	197	99	133	145	4,264	5,098	295	123	85	11,002
3. County Ordinances	1,203	1,303	1,276	1,167	1,227	1,348	1,297	1,324	1,799	1,618	1,902	1,686	17,150
4. Municipal Ordinances	1,959	2,144	1,868	1,633	1,487	1,426	1,693	1,528	2,381	1,865	1,924	2,104	22,012
<b>B. Non-Driving Under the Influence Criminal Traffic</b>	<b>20,390</b>	<b>22,250</b>	<b>21,729</b>	<b>19,939</b>	<b>19,532</b>	<b>19,516</b>	<b>20,896</b>	<b>19,915</b>	<b>21,880</b>	<b>18,879</b>	<b>18,912</b>	<b>15,417</b>	<b>239,255</b>
1. Criminal Traffic	20,390	22,250	21,729	19,939	19,532	19,516	20,896	19,915	21,880	18,879	18,912	15,417	239,255
<b>C. Driving Under the Influence</b>	<b>3,047</b>	<b>2,799</b>	<b>2,828</b>	<b>2,804</b>	<b>2,665</b>	<b>2,803</b>	<b>2,787</b>	<b>2,410</b>	<b>2,420</b>	<b>2,004</b>	<b>1,709</b>	<b>1,263</b>	<b>29,539</b>
1. Driving Under the Influence	3,047	2,799	2,828	2,804	2,665	2,803	2,787	2,410	2,420	2,004	1,709	1,263	29,539
<b>Total</b>	<b>49,737</b>	<b>51,599</b>	<b>49,209</b>	<b>46,623</b>	<b>44,762</b>	<b>46,243</b>	<b>48,145</b>	<b>49,956</b>	<b>58,307</b>	<b>46,816</b>	<b>48,668</b>	<b>43,886</b>	<b>583,951</b>

**County Criminal ♦ Filings**

**COUNTY CRIMINAL FILINGS  
by Category  
FY 2016-17**



**COUNTY CRIMINAL FILINGS  
by Circuit Size\*  
FY 2016-17**



\*Small Circuits - 2nd, 3rd, 8th, 14th, 16th;  
 Medium Circuits - 1st, 5th, 7th, 10th, 12th, 18th, 19th;  
 Large Circuits - 4th, 6th, 9th, 13th, 15th, 20th; and  
 Very Large Circuits - 11th, 17th (as defined in the Glossary).

**COUNTY CRIMINAL FILINGS**  
**by Circuit and Case Type**  
**FY 2016-17**

Circuit	Misdemeanors	Worthless Checks	Criminal Traffic	County Ordinances	Municipal Ordinances	Driving Under the Influence	Total
1	12,753	567	9,501	1,011	83	1,316	25,231
2	5,886	9,527	3,563	87	56	373	19,492
3	3,042	31	1,846	33	9	258	5,219
4	16,673	19	16,260	124	2,106	2,652	37,834
5	11,319	64	8,357	600	244	1,262	21,846
6	20,051	78	14,139	4,203	3,896	2,284	44,651
7	20,496	79	9,681	675	1,744	864	33,539
8	6,804	90	3,480	9	95	597	11,075
9	19,536	0	13,126	1,736	1,383	1,889	37,670
10	13,598	221	7,832	865	441	618	23,575
11	20,679	8	41,839	137	169	1,311	64,143
12	8,681	4	7,047	26	1,016	889	17,663
13	14,781	38	17,211	2,860	1,472	2,674	39,036
14	8,812	174	4,361	117	420	477	14,361
15	16,528	11	33,970	1,352	1,722	2,481	56,064
16	2,399	10	530	87	160	126	3,312
17	21,214	4	22,165	125	4,942	4,019	52,469
18	18,620	27	8,061	167	289	1,494	28,658
19	9,054	13	5,064	324	615	1,198	16,268
20	14,067	37	11,222	2,612	1,150	2,757	31,845
<b>Total</b>	<b>264,993</b>	<b>11,002</b>	<b>239,255</b>	<b>17,150</b>	<b>22,012</b>	<b>29,539</b>	<b>583,951</b>

**County Criminal ◆ Filings**

**COUNTY CRIMINAL FILINGS**  
**by Circuit/County and Category**  
**FY 2016-17**

<b>Circuit/County</b>	<b>Misdemeanors and Ordinances Violations</b>	<b>Non-Driving Under the Influence Criminal Traffic</b>	<b>Driving Under the Influence</b>	<b>Total</b>
<b>Circuit 1</b>	<b>14,414</b>	<b>9,501</b>	<b>1,316</b>	<b>25,231</b>
Escambia	6,234	4,719	454	11,407
Okaloosa	3,581	2,226	319	6,126
Santa Rosa	2,564	1,874	421	4,859
Walton	2,035	682	122	2,839
<b>Circuit 2</b>	<b>15,556</b>	<b>3,563</b>	<b>373</b>	<b>19,492</b>
Franklin	710	117	20	847
Gadsden	567	548	50	1,165
Jefferson	209	128	38	375
Leon	13,401	2,495	222	16,118
Liberty	168	51	8	227
Wakulla	501	224	35	760
<b>Circuit 3</b>	<b>3,115</b>	<b>1,846</b>	<b>258</b>	<b>5,219</b>
Columbia	1,112	704	100	1,916
Dixie	267	115	15	397
Hamilton	387	190	13	590
Lafayette	41	44	3	88
Madison	369	289	31	689
Suwannee	406	379	51	836
Taylor	533	125	45	703
<b>Circuit 4</b>	<b>18,922</b>	<b>16,260</b>	<b>2,652</b>	<b>37,834</b>
Clay	1,994	1,491	161	3,646
Duval	15,907	13,826	2,347	32,080
Nassau	1,021	943	144	2,108

**COUNTY CRIMINAL FILINGS**  
**by Circuit/County and Category**  
**FY 2016-17**

Circuit/County	Misdemeanors and Ordinances Violations	Non-Driving Under the Influence Criminal Traffic	Driving Under the Influence	Total
<b>Circuit 5</b>	<b>12,227</b>	<b>8,357</b>	<b>1,262</b>	<b>21,846</b>
Citrus	1,181	545	115	1,841
Hernando	2,310	1,432	244	3,986
Lake	3,606	3,106	312	7,024
Marion	4,053	2,236	487	6,776
Sumter	1,077	1,038	104	2,219
<b>Circuit 6</b>	<b>28,228</b>	<b>14,139</b>	<b>2,284</b>	<b>44,651</b>
Pasco	9,578	2,388	531	12,497
Pinellas	18,650	11,751	1,753	32,154
<b>Circuit 7</b>	<b>22,994</b>	<b>9,681</b>	<b>864</b>	<b>33,539</b>
Flagler	2,409	636	135	3,180
Putnam	1,426	879	54	2,359
St. Johns	2,726	1,771	170	4,667
Volusia	16,433	6,395	505	23,333
<b>Circuit 8</b>	<b>6,998</b>	<b>3,480</b>	<b>597</b>	<b>11,075</b>
Alachua	4,563	2,132	409	7,104
Baker	551	239	47	837
Bradford	686	466	41	1,193
Gilchrist	243	109	10	362
Levy	756	481	74	1,311
Union	199	53	16	268
<b>Circuit 9</b>	<b>22,655</b>	<b>13,126</b>	<b>1,889</b>	<b>37,670</b>
Orange	18,715	10,542	1,577	30,834
Osceola	3,940	2,584	312	6,836

**County Criminal ◆ Filings**

**COUNTY CRIMINAL FILINGS**  
**by Circuit/County and Category**  
**FY 2016-17**

<b>Circuit/County</b>	<b>Misdemeanors and Ordinances Violations</b>	<b>Non-Driving Under the Influence Criminal Traffic</b>	<b>Driving Under the Influence</b>	<b>Total</b>
<b>Circuit 10</b>	<b>15,125</b>	<b>7,832</b>	<b>618</b>	<b>23,575</b>
Hardee	562	552	24	1,138
Highlands	1,190	539	69	1,798
Polk	13,373	6,741	525	20,639
<b>Circuit 11</b>	<b>20,993</b>	<b>41,839</b>	<b>1,311</b>	<b>64,143</b>
Miami-Dade	20,993	41,839	1,311	64,143
<b>Circuit 12</b>	<b>9,727</b>	<b>7,047</b>	<b>889</b>	<b>17,663</b>
Desoto	434	384	22	840
Manatee	4,368	3,295	346	8,009
Sarasota	4,925	3,368	521	8,814
<b>Circuit 13</b>	<b>19,151</b>	<b>17,211</b>	<b>2,674</b>	<b>39,036</b>
Hillsborough	19,151	17,211	2,674	39,036
<b>Circuit 14</b>	<b>9,523</b>	<b>4,361</b>	<b>477</b>	<b>14,361</b>
Bay	7,384	3,385	363	11,132
Calhoun	137	84	17	238
Gulf	278	145	10	433
Holmes	362	174	12	548
Jackson	740	413	67	1,220
Washington	622	160	8	790
<b>Circuit 15</b>	<b>19,613</b>	<b>33,970</b>	<b>2,481</b>	<b>56,064</b>
Palm Beach	19,613	33,970	2,481	56,064
<b>Circuit 16</b>	<b>2,656</b>	<b>530</b>	<b>126</b>	<b>3,312</b>
Monroe	2,656	530	126	3,312

**COUNTY CRIMINAL FILINGS**  
**by Circuit/County and Category**  
 FY 2016-17

Circuit/County	Misdemeanors and Ordinances Violations	Non-Driving Under the Influence Criminal Traffic	Driving Under the Influence	Total
<b>Circuit 17</b>	<b>26,285</b>	<b>22,165</b>	<b>4,019</b>	<b>52,469</b>
Broward	26,285	22,165	4,019	52,469
<b>Circuit 18</b>	<b>19,103</b>	<b>8,061</b>	<b>1,494</b>	<b>28,658</b>
Brevard	11,021	4,015	1,107	16,143
Seminole	8,082	4,046	387	12,515
<b>Circuit 19</b>	<b>10,006</b>	<b>5,064</b>	<b>1,198</b>	<b>16,268</b>
Indian River	1,777	1,123	239	3,139
Martin	3,204	1,405	514	5,123
Okeechobee	776	476	55	1,307
St. Lucie	4,249	2,060	390	6,699
<b>Circuit 20</b>	<b>17,866</b>	<b>11,222</b>	<b>2,757</b>	<b>31,845</b>
Charlotte	1,826	1,749	249	3,824
Collier	3,765	2,875	784	7,424
Glades	159	136	30	325
Hendry	1,026	805	121	1,952
Lee	11,090	5,657	1,573	18,320
<b>Total</b>	<b>315,157</b>	<b>239,255</b>	<b>29,539</b>	<b>583,951</b>

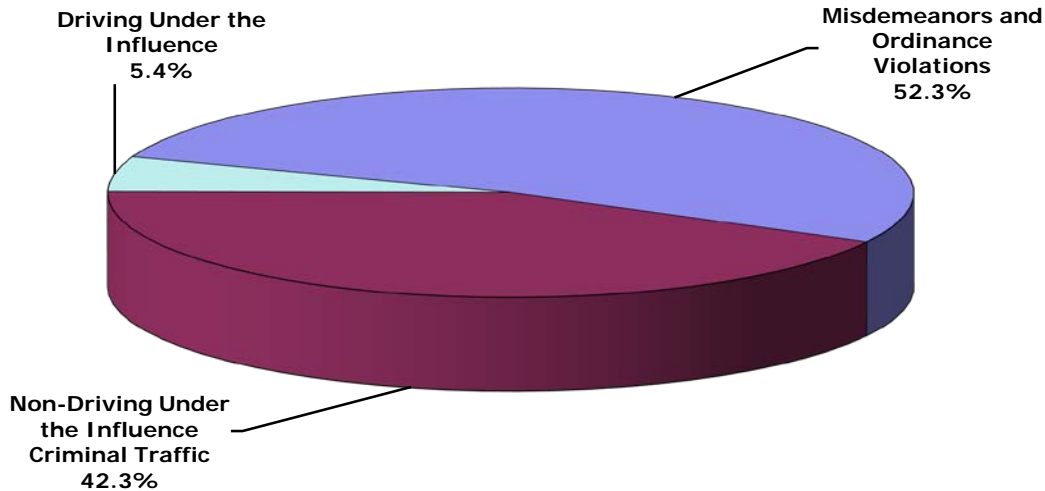


**County Criminal ♦ Dispositions**

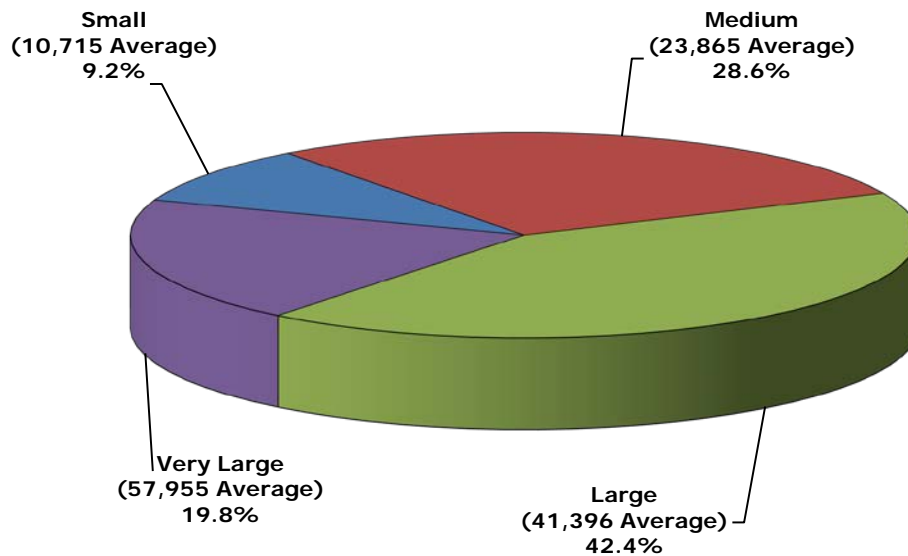
**COUNTY CRIMINAL DISPOSITIONS**  
**Statewide by Category/Case Type and Month**  
**FY 2016-17**

Category/ Case Type	Jul	Aug	Sep	Oct	Nov	Dec	Jan	Feb	Mar	Apr	May	Jun	Total
<b>A. Misdemeanors and Ordinance Violations</b>	<b>24,047</b>	<b>26,802</b>	<b>24,867</b>	<b>22,006</b>	<b>22,394</b>	<b>21,600</b>	<b>29,815</b>	<b>26,604</b>	<b>31,341</b>	<b>23,458</b>	<b>25,817</b>	<b>26,933</b>	<b>305,684</b>
1. Misdemeanors	21,182	23,626	21,711	19,399	19,882	19,259	22,798	19,836	23,027	20,112	22,488	23,545	256,865
2. Worthless Checks	203	231	227	356	366	113	195	4,369	5,182	354	181	147	11,924
3. County Ordinances	1,030	1,091	1,155	906	790	953	2,922	893	1,236	1,301	1,394	1,447	15,118
4. Municipal Ordinances	1,632	1,854	1,774	1,345	1,356	1,275	3,900	1,506	1,896	1,691	1,754	1,794	21,777
<b>B. Non-Driving Under the Influence Criminal Traffic</b>	<b>18,698</b>	<b>22,812</b>	<b>21,220</b>	<b>18,396</b>	<b>21,077</b>	<b>16,757</b>	<b>21,284</b>	<b>19,487</b>	<b>22,613</b>	<b>20,278</b>	<b>22,857</b>	<b>22,016</b>	<b>247,495</b>
1. Criminal Traffic	18,698	22,812	21,220	18,396	21,077	16,757	21,284	19,487	22,613	20,278	22,857	22,016	247,495
<b>C. Driving Under the Influence</b>	<b>2,372</b>	<b>2,854</b>	<b>2,755</b>	<b>2,501</b>	<b>2,579</b>	<b>2,129</b>	<b>2,894</b>	<b>2,625</b>	<b>2,921</b>	<b>2,587</b>	<b>2,709</b>	<b>2,810</b>	<b>31,736</b>
1. Driving Under the Influence	2,372	2,854	2,755	2,501	2,579	2,129	2,894	2,625	2,921	2,587	2,709	2,810	31,736
<b>Total</b>	<b>45,117</b>	<b>52,468</b>	<b>48,842</b>	<b>42,903</b>	<b>46,050</b>	<b>40,486</b>	<b>53,993</b>	<b>48,716</b>	<b>56,875</b>	<b>46,323</b>	<b>51,383</b>	<b>51,759</b>	<b>584,915</b>

### COUNTY CRIMINAL DISPOSITIONS by Category FY 2016-17



### COUNTY CRIMINAL DISPOSITIONS by Circuit Size\* FY 2016-17



\*Small Circuits - 2nd, 3rd, 8th, 14th, 16th;  
Medium Circuits - 1st, 5th, 7th, 10th, 12th, 18th, 19th;  
Large Circuits - 4th, 6th, 9th, 13th, 15th, 20th; and  
Very Large Circuits - 11th, 17th (as defined in the Glossary).

**County Criminal ♦ Dispositions**

**COUNTY CRIMINAL DISPOSITIONS**  
**by Circuit and Case Type**  
**FY 2016-17**

<b>Circuit</b>	<b>Misdemeanors</b>	<b>Worthless Checks</b>	<b>Criminal Traffic</b>	<b>County Ordinances</b>	<b>Municipal Ordinances</b>	<b>Driving Under the Influence</b>	<b>Total</b>
<b>1</b>	11,415	656	10,885	805	66	1,581	25,408
<b>2</b>	5,274	9,671	3,812	94	38	518	19,407
<b>3</b>	2,784	42	2,074	30	1	260	5,191
<b>4</b>	17,144	36	15,860	97	2,480	2,414	38,031
<b>5</b>	10,967	73	8,674	543	194	1,304	21,755
<b>6</b>	19,777	195	13,541	3,145	3,939	2,636	43,233
<b>7</b>	20,585	187	9,203	789	1,627	1,129	33,520
<b>8</b>	6,850	96	3,467	6	111	576	11,106
<b>9</b>	20,460	1	13,024	1,579	1,316	1,758	38,138
<b>10</b>	12,831	216	8,741	911	448	805	23,952
<b>11</b>	15,160	12	45,841	146	172	2,205	63,536
<b>12</b>	8,395	15	7,188	22	1,000	1,102	17,722
<b>13</b>	13,808	28	21,312	784	411	2,675	39,018
<b>14</b>	8,239	570	4,746	98	419	566	14,638
<b>15</b>	18,224	11	29,619	3,337	4,047	2,011	57,249
<b>16</b>	2,072	3	792	59	118	187	3,231
<b>17</b>	21,434	10	23,333	84	3,709	3,803	52,373
<b>18</b>	18,083	27	7,893	124	262	1,727	28,116
<b>19</b>	9,034	17	5,331	255	449	1,496	16,582
<b>20</b>	14,329	58	12,159	2,210	970	2,983	32,709
<b>Total</b>	<b>256,865</b>	<b>11,924</b>	<b>247,495</b>	<b>15,118</b>	<b>21,777</b>	<b>31,736</b>	<b>584,915</b>

**COUNTY CRIMINAL DISPOSITIONS**  
**by Circuit/County and Category**  
**FY 2016-17**

Circuit/County	Misdemeanors and Ordinances Violations	Non-Driving Under the Influence Criminal Traffic	Driving Under the Influence	Total
<b>Circuit 1</b>	<b>12,942</b>	<b>10,885</b>	<b>1,581</b>	<b>25,408</b>
Escambia	4,937	5,453	589	10,979
Okaloosa	3,565	2,443	414	6,422
Santa Rosa	2,604	2,218	451	5,273
Walton	1,836	771	127	2,734
<b>Circuit 2</b>	<b>15,077</b>	<b>3,812</b>	<b>518</b>	<b>19,407</b>
Franklin	683	143	16	842
Gadsden	502	726	86	1,314
Jefferson	158	158	39	355
Leon	13,228	2,410	333	15,971
Liberty	178	95	9	282
Wakulla	328	280	35	643
<b>Circuit 3</b>	<b>2,857</b>	<b>2,074</b>	<b>260</b>	<b>5,191</b>
Columbia	1,199	794	102	2,095
Dixie	233	186	20	439
Hamilton	283	188	14	485
Lafayette	47	63	6	116
Madison	304	282	30	616
Suwannee	306	383	46	735
Taylor	485	178	42	705
<b>Circuit 4</b>	<b>19,757</b>	<b>15,860</b>	<b>2,414</b>	<b>38,031</b>
Clay	2,015	1,392	121	3,528
Duval	16,735	13,527	2,148	32,410
Nassau	1,007	941	145	2,093

**County Criminal ♦ Dispositions**

**COUNTY CRIMINAL DISPOSITIONS**  
**by Circuit/County and Category**  
**FY 2016-17**

<b>Circuit/County</b>	<b>Misdemeanors and Ordinances Violations</b>	<b>Non-Driving Under the Influence Criminal Traffic</b>	<b>Driving Under the Influence</b>	<b>Total</b>
<b>Circuit 5</b>	<b>11,777</b>	<b>8,674</b>	<b>1,304</b>	<b>21,755</b>
Citrus	1,218	662	146	2,026
Hernando	2,282	1,635	248	4,165
Lake	3,494	3,041	337	6,872
Marion	3,817	2,335	477	6,629
Sumter	966	1,001	96	2,063
<b>Circuit 6</b>	<b>27,056</b>	<b>13,541</b>	<b>2,636</b>	<b>43,233</b>
Pasco	7,572	3,312	737	11,621
Pinellas	19,484	10,229	1,899	31,612
<b>Circuit 7</b>	<b>23,188</b>	<b>9,203</b>	<b>1,129</b>	<b>33,520</b>
Flagler	2,511	753	170	3,434
Putnam	1,359	980	62	2,401
St. Johns	2,932	2,001	210	5,143
Volusia	16,386	5,469	687	22,542
<b>Circuit 8</b>	<b>7,063</b>	<b>3,467</b>	<b>576</b>	<b>11,106</b>
Alachua	4,655	1,800	335	6,790
Baker	540	289	59	888
Bradford	730	562	56	1,348
Gilchrist	202	129	19	350
Levy	760	596	78	1,434
Union	176	91	29	296
<b>Circuit 9</b>	<b>23,356</b>	<b>13,024</b>	<b>1,758</b>	<b>38,138</b>
Orange	19,017	10,372	1,468	30,857
Osceola	4,339	2,652	290	7,281

**COUNTY CRIMINAL DISPOSITIONS**  
**by Circuit/County and Category**  
**FY 2016-17**

Circuit/County	Misdemeanors and Ordinances Violations	Non-Driving Under the Influence Criminal Traffic	Driving Under the Influence	Total
<b>Circuit 10</b>	<b>14,406</b>	<b>8,741</b>	<b>805</b>	<b>23,952</b>
Hardee	567	586	29	1,182
Highlands	937	582	91	1,610
Polk	12,902	7,573	685	21,160
<b>Circuit 11</b>	<b>15,490</b>	<b>45,841</b>	<b>2,205</b>	<b>63,536</b>
Miami-Dade	15,490	45,841	2,205	63,536
<b>Circuit 12</b>	<b>9,432</b>	<b>7,188</b>	<b>1,102</b>	<b>17,722</b>
Desoto	387	467	23	877
Manatee	4,114	3,806	429	8,349
Sarasota	4,931	2,915	650	8,496
<b>Circuit 13</b>	<b>15,031</b>	<b>21,312</b>	<b>2,675</b>	<b>39,018</b>
Hillsborough	15,031	21,312	2,675	39,018
<b>Circuit 14</b>	<b>9,326</b>	<b>4,746</b>	<b>566</b>	<b>14,638</b>
Bay	7,614	3,373	482	11,469
Calhoun	99	124	11	234
Gulf	247	163	6	416
Holmes	395	212	11	618
Jackson	653	696	48	1,397
Washington	318	178	8	504
<b>Circuit 15</b>	<b>25,619</b>	<b>29,619</b>	<b>2,011</b>	<b>57,249</b>
Palm Beach	25,619	29,619	2,011	57,249
<b>Circuit 16</b>	<b>2,252</b>	<b>792</b>	<b>187</b>	<b>3,231</b>
Monroe	2,252	792	187	3,231

**County Criminal ♦ Dispositions**

**COUNTY CRIMINAL DISPOSITIONS**  
**by Circuit/County and Category**  
 FY 2016-17

<b>Circuit/County</b>	<b>Misdemeanors and Ordinances Violations</b>	<b>Non-Driving Under the Influence Criminal Traffic</b>	<b>Driving Under the Influence</b>	<b>Total</b>
<b>Circuit 17</b>	<b>25,237</b>	<b>23,333</b>	<b>3,803</b>	<b>52,373</b>
Broward	25,237	23,333	3,803	52,373
<b>Circuit 18</b>	<b>18,496</b>	<b>7,893</b>	<b>1,727</b>	<b>28,116</b>
Brevard	10,470	3,848	1,221	15,539
Seminole	8,026	4,045	506	12,577
<b>Circuit 19</b>	<b>9,755</b>	<b>5,331</b>	<b>1,496</b>	<b>16,582</b>
Indian River	1,686	1,197	269	3,152
Martin	3,150	1,461	640	5,251
Okeechobee	770	647	76	1,493
St. Lucie	4,149	2,026	511	6,686
<b>Circuit 20</b>	<b>17,567</b>	<b>12,159</b>	<b>2,983</b>	<b>32,709</b>
Charlotte	2,176	1,725	304	4,205
Collier	3,823	2,797	947	7,567
Glades	166	164	26	356
Hendry	983	973	103	2,059
Lee	10,419	6,500	1,603	18,522
<b>Total</b>	<b>305,684</b>	<b>247,495</b>	<b>31,736</b>	<b>584,915</b>

**COUNTY CRIMINAL DISPOSITIONS**  
**Statewide by Disposition Type and Case Type**  
**FY 2016-17**

Disposition Type	Misdemeanors	Worthless Checks	County Ordinances	Municipal Ordinances	Total
<b>A. Before Trial</b>	<b>254,623</b>	<b>11,921</b>	<b>14,732</b>	<b>21,540</b>	<b>302,816</b>
1. No File	41,811	9,727	257	1,149	52,944
2. Speedy Trial	6	0	0	0	6
3. Dismissed	31,806	1,067	2,081	1,365	36,319
4. Transferred	1,153	2	236	278	1,669
5. Plea	149,791	773	7,448	10,917	168,929
6. Other*	30,056	352	4,710	7,831	42,949
<b>B. After Trial Non-Jury</b>	<b>1,014</b>	<b>1</b>	<b>383</b>	<b>234</b>	<b>1,632</b>
1. Acquittal/Dismissal	530	0	114	99	743
2. Plea	213	0	12	16	241
3. Conviction	271	1	257	119	648
<b>C. After Trial Jury</b>	<b>1,228</b>	<b>2</b>	<b>3</b>	<b>3</b>	<b>1,236</b>
1. Acquittal/Dismissal	629	1	2	2	634
2. Plea	81	0	0	1	82
3. Conviction	518	1	1	0	520
<b>Total</b>	<b>256,865</b>	<b>11,924</b>	<b>15,118</b>	<b>21,777</b>	<b>305,684</b>

**COUNTY CRIMINAL TRAFFIC DISPOSITIONS**  
**Statewide by Disposition Type and Case Type**  
**FY 2016-17**

Disposition Type	Criminal Traffic	Driving Under the Influence	Total
A. Disposed by Judge (no trial)	164,119	23,925	188,044
B. Disposed by Jury	7,461	1,316	8,777
C. Disposed by Non-Jury	10,699	884	11,583
D. Disposed by Other	65,216	5,611	70,827
<b>Total</b>	<b>247,495</b>	<b>31,736</b>	<b>279,231</b>

\*The disposition type "Other" is used to report cases as disposed for: defendants placed on deferred prosecution or other pretrial diversion or probation programs approved after an information or an indictment is filed, defendants declared mentally or physically unable to stand trial, cases disposed upon estreatment of a bond, cases that are nolle prosequi (no further prosecution) for administrative reasons, or similar matters.



**County Criminal ♦ Dispositions**

**COUNTY CRIMINAL JURY TRIAL DISPOSITIONS\***  
**by Circuit/County and Category**  
**FY 2016-17**

Circuit (Circuit Seat)	Acquittals/Dismissals	Pleas	Convictions	Total
First (Pensacola)	19	0	17	36
Second (Tallahassee)	19	0	5	24
Third (Lake City)	5	0	6	11
Fourth (Jacksonville)	14	3	10	27
Fifth (Tavares)	29	0	19	48
Sixth (Clearwater)	45	4	55	104
Seventh (Daytona Beach)	21	3	27	51
Eighth (Gainesville)	19	12	14	45
Ninth (Orlando)	62	2	40	104
Tenth (Bartow)	41	2	43	86
Eleventh (Miami-Dade)	74	2	109	185
Twelfth (Sarasota)	14	6	12	32
Thirteenth (Tampa)	17	2	23	42
Fourteenth (Panama City)	3	1	3	7
Fifteenth (West Palm Beach)	54	6	31	91
Sixteenth (Key West)	2	0	5	7
Seventeenth (Ft. Lauderdale)	75	4	16	95
Eighteenth (Sanford)	53	16	36	105
Nineteenth (Ft. Pierce)	15	10	8	33
Twentieth (Ft. Myers)	53	9	41	103
<b>Total</b>	<b>634</b>	<b>82</b>	<b>520</b>	<b>1,236</b>

\*Detail jury trial statistics are not available for county criminal traffic. As a result, non-DUI criminal traffic and DUI dispositions are not included.


**COUNTY CRIMINAL JURY TRIAL AND  
GUILTY DISPOSITION RATES\***  
by Circuit  
FY 2016-17

Circuit (Circuit Seat)	Jury Trials (includes Acquittal/ Dismissal, Pleas, and Convictions)	Total Dispositions	Jury Trial Rates	Guilty Dispositions (includes Total Pleas and Convictions)	Total Dispositions (excludes No Files, Transferred, and Other)	Guilty Disposition Rates
First (Pensacola)	36	12,942	0.3%	7,375	9,438	78.1%
Second (Tallahassee)	24	15,077	0.2%	3,176	4,022	79.0%
Third (Lake City)	11	2,857	0.4%	1,663	2,109	78.9%
Fourth (Jacksonville)	27	19,757	0.1%	14,947	16,092	92.9%
Fifth (Tavares)	48	11,777	0.4%	7,990	8,776	91.0%
Sixth (Clearwater)	104	27,056	0.4%	14,158	15,742	89.9%
Seventh (Daytona Beach)	51	23,188	0.2%	13,675	17,321	79.0%
Eighth (Gainesville)	45	7,063	0.6%	2,835	4,126	68.7%
Ninth (Orlando)	104	23,356	0.4%	11,908	16,186	73.6%
Tenth (Bartow)	86	14,406	0.6%	8,640	10,985	78.7%
Eleventh (Miami-Dade)	185	15,490	1.2%	7,697	12,357	62.3%
Twelfth (Sarasota)	32	9,432	0.3%	5,907	6,501	90.9%
Thirteenth (Tampa)	42	15,031	0.3%	9,284	12,410	74.8%
Fourteenth (Panama City)	7	9,326	0.1%	5,856	6,347	92.3%
Fifteenth (West Palm Beach)	91	25,619	0.4%	7,019	7,799	90.0%
Sixteenth (Key West)	7	2,252	0.3%	1,973	2,048	96.3%
Seventeenth (Ft. Lauderdale)	95	25,237	0.4%	18,375	20,208	90.9%
Eighteenth (Sanford)	105	18,496	0.6%	10,619	14,357	74.0%
Nineteenth (Ft. Pierce)	33	9,755	0.3%	6,595	8,138	81.0%
Twentieth (Ft. Myers)	103	17,567	0.6%	10,728	13,160	81.5%
<b>Total</b>	<b>1,236</b>	<b>305,684</b>	<b>0.4%</b>	<b>170,420</b>	<b>208,122</b>	<b>81.9%</b>

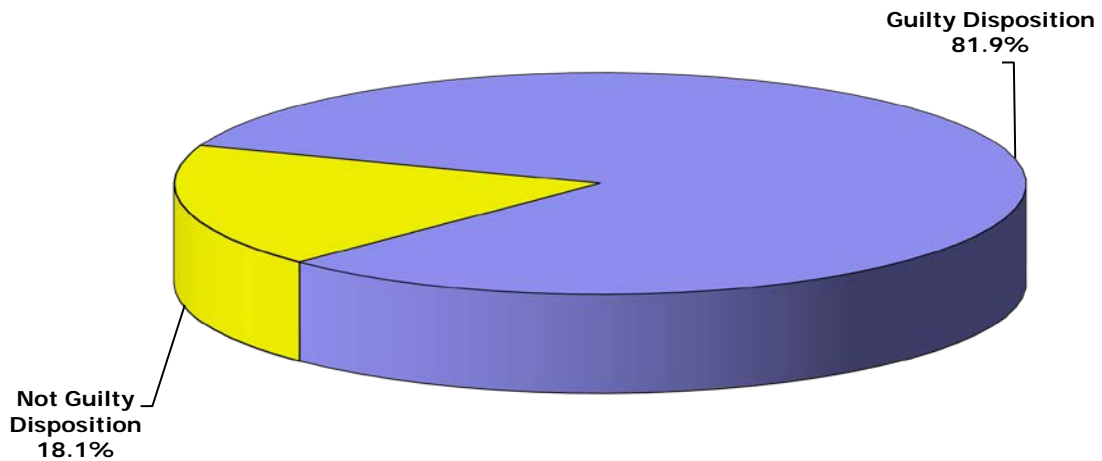
\*Jury trial and guilty disposition rates are not intended as a measure of efficiency of the judiciary, state attorneys, or public defenders. In addition, detail jury trial statistics are not available for county criminal traffic. As a result, non-DUI criminal traffic and DUI dispositions are not included.

**County Criminal ♦ Dispositions**

**COUNTY CRIMINAL JURY TRIAL RATE\*  
FY 2016-17**



**COUNTY CRIMINAL GUILTY DISPOSITION RATE\*  
FY 2016-17**



\*Detail jury trial and guilty disposition rate are not available for county criminal traffic. As a result, non-DUI criminal traffic and DUI dispositions are not included.

The County Criminal division also includes other statistics such as clearance rates, reopenings, bond hearings, adversary preliminary hearings, probation revocation hearings, and post conviction relief motions. **These data are provided by the 67 clerks of court. However, special proceedings data is not audited for accuracy by the OSCA.**

**Clearance Rates** - The clearance rate is a useful measure of the responsiveness of a court to the demand for services, and is nationally recognized as a measure of court performance. The rate is determined by dividing the total number of cases *disposed* by the total number of cases *filed* during a specific time period. If a court received 1,000 new cases a month and disposed of 900 cases within the same month, the clearance rate for that month would be 90%. A 100% clearance rate means that a court is disposing of at least as many cases as have been filed during the reporting period. Thus, where clearance rates exceed 100%, those circuits are actually disposing of cases more quickly than cases are being filed for the period in question.

**Reopenings** - A reopening occurs when a case that has previously been reported as disposed is resubmitted to the court through a motion or petition.

**Bond Hearings** - A bond hearing is a proceeding in which a judge considers a defendant's pretrial release status for the purpose of setting or modifying bond or other pretrial release status.

**Adversary Preliminary Hearings** - An adversary preliminary hearing is a proceeding in which a judge considers evidence presented to determine whether there is sufficient cause to hold the accused for trial.

**Probation Revocation Hearings** - A probation revocation hearing is a proceeding in which a judge determines whether a defendant's probation should be modified or revoked following an alleged violation.

**Post Conviction Relief Motions** - A post conviction relief motion is a motion to vacate, set aside, or correct a sentence pursuant to rule 3.850, Florida Rules of Criminal Procedure.

**County Criminal ♦ Other Statistics**

**COUNTY CRIMINAL CLEARANCE RATES  
by Circuit  
FY 2016-17**

Circuit	Filings	Dispositions	Clearance Rates
1	25,231	25,408	100.7%
2	19,492	19,407	99.6%
3	5,219	5,191	99.5%
4	37,834	38,031	100.5%
5	21,846	21,755	99.6%
6	44,651	43,233	96.8%
7	33,539	33,520	99.9%
8	11,075	11,106	100.3%
9	37,670	38,138	101.2%
10	23,575	23,952	101.6%
11	64,143	63,536	99.1%
12	17,663	17,722	100.3%
13	39,036	39,018	100.0%
14	14,361	14,638	101.9%
15	56,064	57,249	102.1%
16	3,312	3,231	97.6%
17	52,469	52,373	99.8%
18	28,658	28,116	98.1%
19	16,268	16,582	101.9%
20	31,845	32,709	102.7%
<b>Total</b>	<b>583,951</b>	<b>584,915</b>	<b>100.2%</b>

**COUNTY CRIMINAL SPECIAL PROCEEDINGS**  
**by Circuit**  
**FY 2016-17**

Circuit	Reopenings	Bond Hearings	Adversary Preliminary Hearings	Probation Revocation Hearings	Post Conviction Relief Motions	Total
1	1,376	74	0	2,815	58	4,323
2	668	9	0	506	3	1,186
3	345	2	0	729	2	1,078
4	960	1,796	0	3,901	94	6,751
5	1,565	21	0	2,854	3	4,443
6	869	1,422	12	2,100	28	4,431
7	1,174	18	3	2,585	5	3,785
8	748	150	0	961	3	1,862
9	1,342	80	0	357	6	1,785
10	2,077	83	0	1,414	15	3,589
11	143	55	0	331	65	594
12	980	1	0	1,496	10	2,487
13	41	1,484	1	680	12	2,218
14	666	0	0	1,163	1	1,830
15	4,881	28	0	788	8	5,705
16	0	0	0	18	0	18
17	582	1	0	343	0	926
18	1,783	901	0	1,380	19	4,083
19	1,712	66	0	1,342	2	3,122
20	971	242	0	3,594	75	4,882
<b>Total</b>	<b>22,883</b>	<b>6,433</b>	<b>16</b>	<b>29,357</b>	<b>409</b>	<b>59,098</b>