

County Civil ♦ Overview

The County Civil division includes the following five categories of civil cases: small claims (up to \$5,000), county civil (\$5,001 to \$15,000), other county civil, evictions, and civil traffic infractions. Within these categories are the following case types:

Small Claims (up to \$5,000) - small claims (up to \$5,000)

County Civil (\$5,001 to \$15,000) - county civil (\$5,001 to \$15,000)

Other County Civil - replevins and other county civil (examples of other county civil cases include: non-monetary equity matters, control of animals, interred bodies, injunctive relief, declaratory judgments, and other similar events)

Evictions - evictions

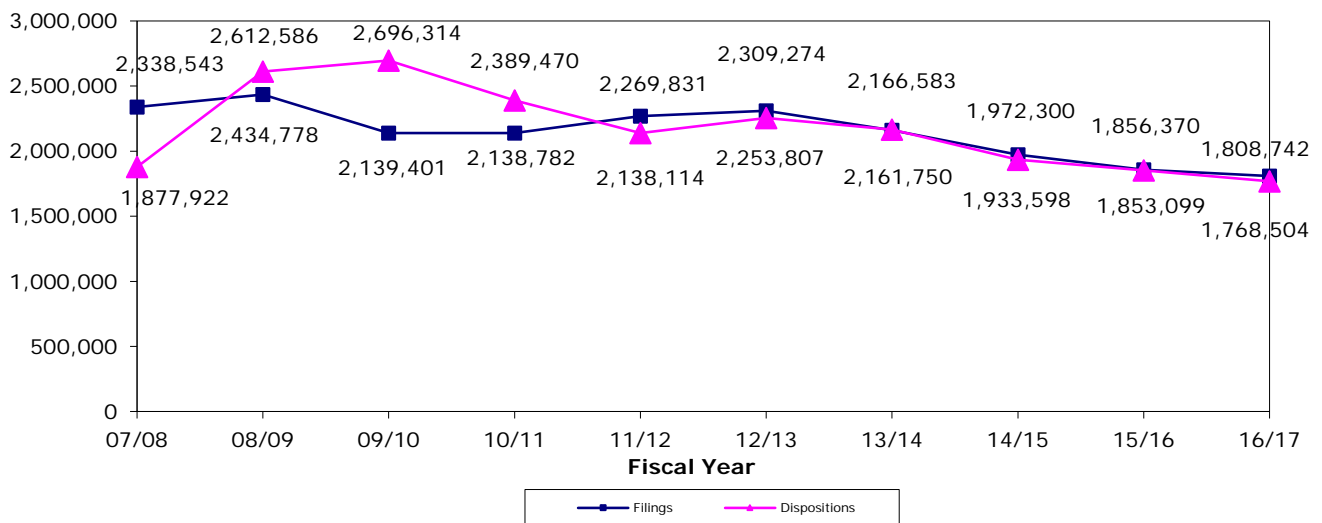
Civil Traffic Infractions - civil traffic infractions

The Summary Reporting System does not directly capture civil traffic cases. These data are reported independently by clerks of court to the Florida Court Clerks and Comptrollers (FCCC). The FCCC then provides these data to the Office of the State Courts Administrator. In addition, most civil traffic cases are disposed by the payment of a fine and do not require judicial involvement. Thus, the reported civil traffic statistics have been adjusted to exclude non-judicial cases.

In the County Civil division, *filings* correspond to each complaint or petition filed.

Dispositions correspond to each complaint or petition disposed. *Jury trials* are defined as trials in which a group of citizens is impaneled, selected, and sworn to determine the issues of fact in a case.

COUNTY CIVIL FILINGS AND DISPOSITIONS*
FY 2007-08 to FY 2016-17



*In fiscal year 2008-09, the increase in county court filings and dispositions is attributed to a refinement in the methodology used to calculate civil traffic infraction activity.

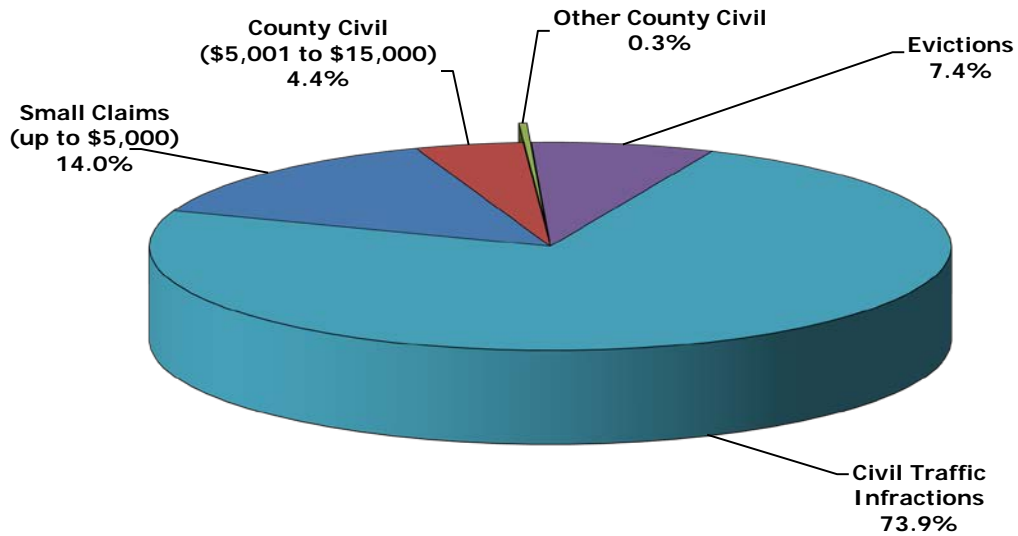
COUNTY CIVIL FILINGS
Statewide by Category/Case Type and Month
FY 2016-17

Category/ Case Type	Jul	Aug	Sep	Oct	Nov	Dec	Jan	Feb	Mar	Apr	May	Jun	Total
A. Small Claims (up to \$5,000)	17,353	21,529	19,371	19,479	18,552	20,471	21,897	19,551	23,756	20,971	25,282	25,074	253,286
1. Small Claims (up to \$5,000)	17,353	21,529	19,371	19,479	18,552	20,471	21,897	19,551	23,756	20,971	25,282	25,074	253,286
B. County Civil (\$5,001 to \$15,000)	5,574	6,068	6,314	5,918	5,969	6,288	6,613	5,876	8,002	6,271	7,554	8,388	78,835
1. County Civil (\$5,001 to \$15,000)	5,574	6,068	6,314	5,918	5,969	6,288	6,613	5,876	8,002	6,271	7,554	8,388	78,835
C. Other County Civil	442	511	471	430	430	506	474	481	492	480	509	531	5,757
1. Replevins	200	220	190	177	160	194	180	176	167	164	171	172	2,171
2. Other County Civil	242	291	281	253	270	312	294	305	325	316	338	359	3,586
D. Evictions	11,863	12,772	12,225	11,229	11,040	10,964	12,216	10,198	9,313	8,564	10,798	11,897	133,079
1. Evictions	11,863	12,772	12,225	11,229	11,040	10,964	12,216	10,198	9,313	8,564	10,798	11,897	133,079
E. Civil Traffic Infractions*	112,486	119,989	113,173	109,777	111,812	101,286	118,316	114,367	119,461	107,086	115,243	94,789	1,337,785
1. Civil Traffic Infractions*	112,486	119,989	113,173	109,777	111,812	101,286	118,316	114,367	119,461	107,086	115,243	94,789	1,337,785
Total	147,718	160,869	151,554	146,833	147,803	139,515	159,516	150,473	161,024	143,372	159,386	140,679	1,808,742

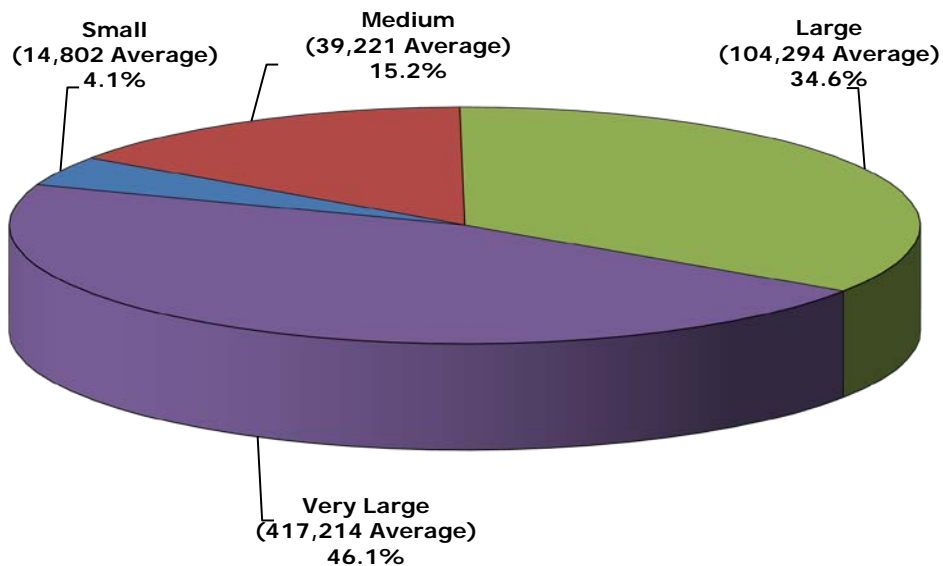
*These data do not include all civil traffic infractions reported to the Florida Court Clerks and Comptrollers by the clerks of court. They only represent those civil traffic infraction filings presided over by a judge or hearing officer.

County Civil ♦ Filings

**COUNTY CIVIL FILINGS
by Category
FY 2016-17**



**COUNTY CIVIL FILINGS
by Circuit Size*
FY 2016-17**



*Small Circuits - 2nd, 3rd, 8th, 14th, 16th;
 Medium Circuits - 1st, 5th, 7th, 10th, 12th, 18th, 19th;
 Large Circuits - 4th, 6th, 9th, 13th, 15th, 20th; and
 Very Large Circuits - 11th, 17th (as defined in the Glossary).

COUNTY CIVIL FILINGS
by Circuit and Case Type
FY 2016-17

Circuit	Small Claims (up to \$5,000)	County Civil (\$5,001 to \$15,000)	Replevins	Other County Civil	Evictions	Civil Traffic Infractions*	Total
1	5,007	1,820	82	44	3,596	13,394	23,943
2	2,738	867	145	26	3,417	10,548	17,741
3	1,660	468	96	75	755	8,861	11,915
4	10,899	3,941	74	94	13,532	115,561	144,101
5	8,284	3,542	125	126	4,360	25,888	42,325
6	13,129	5,381	102	353	9,049	40,157	68,171
7	10,368	2,628	113	92	4,580	35,486	53,267
8	2,526	1,033	110	26	2,029	14,857	20,581
9	27,830	6,453	125	86	12,589	72,757	119,840
10	7,031	2,591	323	62	4,800	18,492	33,299
11	40,545	15,247	23	1,464	19,437	511,218	587,934
12	8,189	2,149	94	156	3,306	20,134	34,028
13	29,567	5,590	100	263	11,721	56,753	103,994
14	1,961	765	38	7	1,740	8,277	12,788
15	15,505	5,487	196	133	8,617	103,440	133,378
16	474	233	4	3	375	9,894	10,983
17	46,396	11,836	96	297	16,791	171,077	246,493
18	8,671	3,041	93	86	5,097	39,458	56,446
19	4,379	1,951	161	70	2,859	21,817	31,237
20	8,127	3,812	71	123	4,429	39,716	56,278
Total	253,286	78,835	2,171	3,586	133,079	1,337,785	1,808,742

*These data do not include all civil traffic infractions reported to the Florida Court Clerks and Comptrollers by the clerks of court. They only represent those civil traffic infraction filings presided over by a judge or hearing officer.

County Civil ◆ Filings

**COUNTY CIVIL FILINGS
by Circuit/County and Category
FY 2016-17**

Circuit/County	Small Claims (up to \$5,000)	County Civil (\$5,001 to \$15,000)	Other County Civil	Evictions	Civil Traffic Infractions*	Total
Circuit 1	5,007	1,820	126	3,596	13,394	23,943
Escambia	1,812	711	68	1,851	5,326	9,768
Okaloosa	1,490	494	22	1,099	2,221	5,326
Santa Rosa	1,127	438	17	404	5,015	7,001
Walton	578	177	19	242	832	1,848
Circuit 2	2,738	867	171	3,417	10,548	17,741
Franklin	53	0	31	35	206	325
Gadsden	317	3	116	140	2,380	2,956
Jefferson	88	31	0	27	612	758
Leon	2,077	711	21	3,152	6,717	12,678
Liberty	28	21	0	10	208	267
Wakulla	175	101	3	53	425	757
Circuit 3	1,660	468	171	755	8,861	11,915
Columbia	712	224	25	409	1,617	2,987
Dixie	71	0	52	42	515	680
Hamilton	157	0	13	50	2,299	2,519
Lafayette	38	0	6	10	268	322
Madison	119	50	36	38	2,783	3,026
Suwannee	461	139	12	141	679	1,432
Taylor	102	55	27	65	700	949
Circuit 4	10,899	3,941	168	13,532	115,561	144,101
Clay	1,405	563	17	901	10,921	13,807
Duval	9,082	3,174	146	12,406	102,812	127,620
Nassau	412	204	5	225	1,828	2,674

COUNTY CIVIL FILINGS
by Circuit/County and Category
FY 2016-17

Circuit/County	Small Claims (up to \$5,000)	County Civil (\$5,001 to \$15,000)	Other County Civil	Evictions	Civil Traffic Infractions*	Total
Circuit 5	8,284	3,542	251	4,360	25,888	42,325
Citrus	1,110	483	34	459	1,655	3,741
Hernando	1,949	775	60	666	7,338	10,788
Lake	1,762	912	57	1,422	9,847	14,000
Marion	3,157	1,222	96	1,609	3,857	9,941
Sumter	306	150	4	204	3,191	3,855
Circuit 6	13,129	5,381	455	9,049	40,157	68,171
Pasco	3,442	1,825	222	2,535	11,657	19,681
Pinellas	9,687	3,556	233	6,514	28,500	48,490
Circuit 7	10,368	2,628	205	4,580	35,486	53,267
Flagler	591	296	18	334	175	1,414
Putnam	404	198	58	479	1,447	2,586
St. Johns	968	574	63	475	6,935	9,015
Volusia	8,405	1,560	66	3,292	26,929	40,252
Circuit 8	2,526	1,033	136	2,029	14,857	20,581
Alachua	1,679	733	93	1,595	11,050	15,150
Baker	143	66	11	87	816	1,123
Bradford	283	52	13	144	1,029	1,521
Gilchrist	103	39	1	29	475	647
Levy	259	110	15	128	1,246	1,758
Union	59	33	3	46	241	382
Circuit 9	27,830	6,453	211	12,589	72,757	119,840
Orange	23,857	5,037	132	10,969	57,475	97,470
Osceola	3,973	1,416	79	1,620	15,282	22,370

County Civil ◆ Filings

COUNTY CIVIL FILINGS
by Circuit/County and Category
FY 2016-17

Circuit/County	Small Claims (up to \$5,000)	County Civil (\$5,001 to \$15,000)	Other County Civil	Evictions	Civil Traffic Infractions*	Total
Circuit 10	7,031	2,591	385	4,800	18,492	33,299
Hardee	85	59	3	65	1,672	1,884
Highlands	899	299	0	428	786	2,412
Polk	6,047	2,233	382	4,307	16,034	29,003
Circuit 11	40,545	15,247	1,487	19,437	511,218	587,934
Miami-Dade	40,545	15,247	1,487	19,437	511,218	587,934
Circuit 12	8,189	2,149	250	3,306	20,134	34,028
Desoto	204	71	38	154	462	929
Manatee	1,896	945	90	1,885	4,876	9,692
Sarasota	6,089	1,133	122	1,267	14,796	23,407
Circuit 13	29,567	5,590	363	11,721	56,753	103,994
Hillsborough	29,567	5,590	363	11,721	56,753	103,994
Circuit 14	1,961	765	45	1,740	8,277	12,788
Bay	1,221	511	25	1,422	4,689	7,868
Calhoun	76	25	3	28	478	610
Gulf	71	38	0	33	114	256
Holmes	132	40	3	67	378	620
Jackson	359	107	3	129	2,111	2,709
Washington	102	44	11	61	507	725
Circuit 15	15,505	5,487	329	8,617	103,440	133,378
Palm Beach	15,505	5,487	329	8,617	103,440	133,378
Circuit 16	474	233	7	375	9,894	10,983
Monroe	474	233	7	375	9894	10,983

**COUNTY CIVIL FILINGS
by Circuit/County and Category
FY 2016-17**

Circuit/County	Small Claims (up to \$5,000)	County Civil (\$5,001 to \$15,000)	Other County Civil	Evictions	Civil Traffic Infractions*	Total
Circuit 17	46,396	11,836	393	16,791	171,077	246,493
Broward	46,396	11,836	393	16,791	171,077	246,493
Circuit 18	8,671	3,041	179	5,097	39,458	56,446
Brevard	4,186	1,710	36	2,638	12,485	21,055
Seminole	4,485	1,331	143	2,459	26,973	35,391
Circuit 19	4,379	1,951	231	2,859	21,817	31,237
Indian River	1,170	402	101	600	3,756	6,029
Martin	697	418	17	418	7,001	8,551
Okeechobee	193	65	2	176	991	1,427
St. Lucie	2,319	1,066	111	1,665	10,069	15,230
Circuit 20	8,127	3,812	194	4,429	39,716	56,278
Charlotte	1,436	582	36	538	3,181	5,773
Collier	2,380	1,088	10	895	8,909	13,282
Glades	25	11	0	39	1,923	1,998
Hendry	198	77	0	137	1,930	2,342
Lee	4,088	2,054	148	2,820	23,773	32,883
Total	253,286	78,835	5,757	133,079	1,337,785	1,808,742

*These data do not include all civil traffic infractions reported to the Florida Court Clerks and Comptrollers by the clerks of court. They only represent those civil traffic infraction filings presided over by a judge or hearing officer.

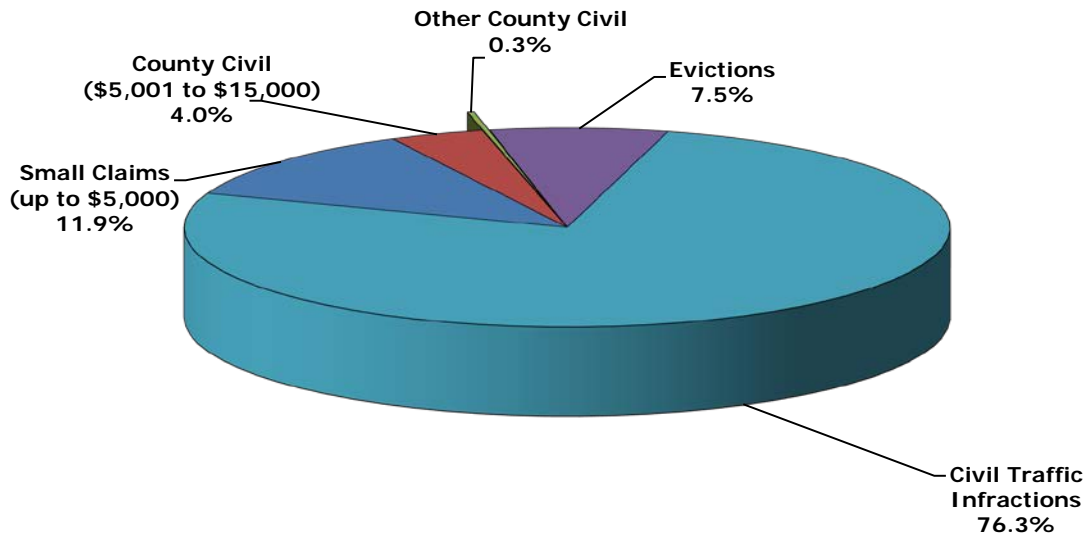
County Civil ♦ Dispositions

COUNTY CIVIL DISPOSITIONS
Statewide by Category/Case Type and Month
FY 2016-17

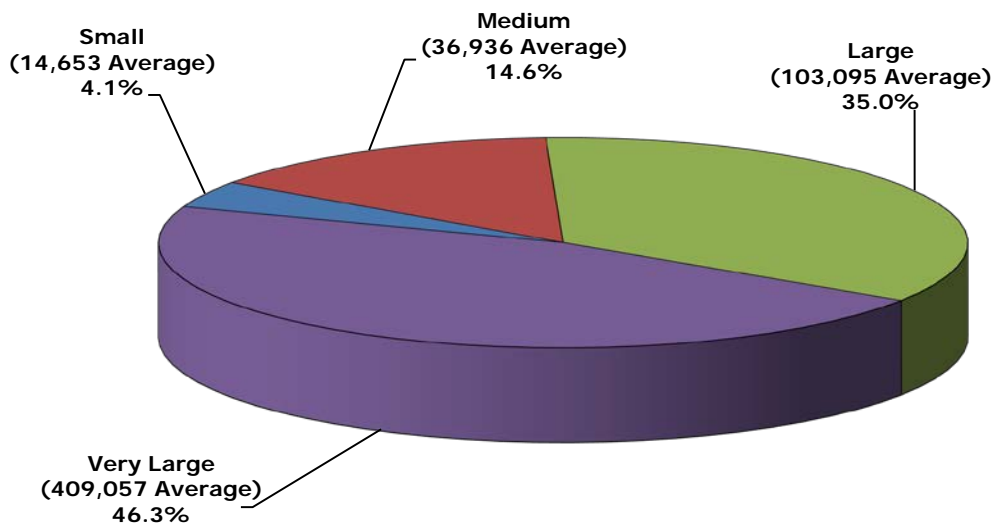
Category/ Case Type	Jul	Aug	Sep	Oct	Nov	Dec	Jan	Feb	Mar	Apr	May	Jun	Total
A. Small Claims (up to \$5,000)	14,717	17,332	15,021	14,262	15,638	14,778	17,095	17,441	19,773	19,827	21,317	23,426	210,627
1. Small Claims (up to \$5,000)	14,717	17,332	15,021	14,262	15,638	14,778	17,095	17,441	19,773	19,827	21,317	23,426	210,627
B. County Civil (\$5,001 to \$15,000)	4,840	5,862	5,374	5,024	5,426	4,795	5,766	6,372	6,429	6,074	6,962	7,579	70,503
1. County Civil (\$5,001 to \$15,000)	4,840	5,862	5,374	5,024	5,426	4,795	5,766	6,372	6,429	6,074	6,962	7,579	70,503
C. Other County Civil	333	462	418	406	354	471	371	479	520	411	465	589	5,279
1. Replevins	129	195	186	155	138	183	140	182	222	134	165	195	2,024
2. Other County Civil	204	267	232	251	216	288	231	297	298	277	300	394	3,255
D. Evictions	10,218	13,230	11,846	10,876	11,315	10,151	11,734	11,318	10,985	8,622	10,045	12,173	132,513
1. Evictions	10,218	13,230	11,846	10,876	11,315	10,151	11,734	11,318	10,985	8,622	10,045	12,173	132,513
E. Civil Traffic Infractions*	111,582	122,654	114,172	95,054	104,666	99,086	109,020	102,206	121,894	114,633	133,376	121,239	1,349,582
1. Civil Traffic Infractions*	111,582	122,654	114,172	95,054	104,666	99,086	109,020	102,206	121,894	114,633	133,376	121,239	1,349,582
Total	141,690	159,540	146,831	125,622	137,399	129,281	143,986	137,816	159,601	149,567	172,165	165,006	1,768,504

*These data do not include all civil traffic infractions reported to the Florida Court Clerks and Comptrollers by the clerks of court. They only represent those civil traffic infraction dispositions presided over by a judge or hearing officer.

COUNTY CIVIL DISPOSITIONS
by Category
FY 2016-17



COUNTY CIVIL DISPOSITIONS
by Circuit Size*
FY 2016-17



*Small Circuits - 2nd, 3rd, 8th, 14th, 16th;
 Medium Circuits - 1st, 5th, 7th, 10th, 12th, 18th, 19th;
 Large Circuits - 4th, 6th, 9th, 13th, 15th, 20th; and
 Very Large Circuits - 11th, 17th (as defined in the Glossary).

County Civil ♦ Dispositions

COUNTY CIVIL DISPOSITIONS
by Circuit and Case Type
FY 2016-17

Circuit	Small Claims (up to \$5,000)	County Civil (\$5,001 to \$15,000)	Replevins	Other County Civil	Evictions	Civil Traffic Infractions*	Total
1	4,186	1,364	67	62	3,075	13,394	22,148
2	2,700	814	59	12	4,025	10,547	18,157
3	1,299	353	65	48	725	8,860	11,350
4	8,571	3,260	79	68	13,265	115,562	140,805
5	6,988	2,978	129	120	4,230	25,889	40,334
6	13,170	5,188	87	517	10,925	40,156	70,043
7	5,534	2,279	103	78	4,584	35,487	48,065
8	2,556	850	120	15	2,020	14,850	20,411
9	18,805	5,334	166	81	12,235	82,641	119,262
10	5,087	2,239	295	76	5,133	18,492	31,322
11	40,094	13,688	28	1,162	18,095	508,938	582,005
12	7,069	1,777	87	139	2,873	20,136	32,081
13	21,775	5,589	108	200	11,339	60,952	99,963
14	1,606	572	32	4	1,737	8,278	12,229
15	14,320	5,359	192	106	9,223	103,440	132,640
16	556	300	6	0	361	9,895	11,118
17	36,617	10,827	86	317	17,185	171,076	236,108
18	7,577	2,597	91	80	4,621	39,458	54,424
19	3,947	1,607	158	63	2,588	21,817	30,180
20	8,170	3,528	66	107	4,274	39,714	55,859
Total	210,627	70,503	2,024	3,255	132,513	1,349,582	1,768,504

*These data do not include all civil traffic infractions reported to the Florida Court Clerks and Comptrollers by the clerks of court. They only represent those civil traffic infraction dispositions presided over by a judge or hearing officer.

COUNTY CIVIL DISPOSITIONS
by Circuit/County and Category
FY 2016-17

Circuit/County	Small Claims (up to \$5,000)	County Civil (\$5,001 to \$15,000)	Other County Civil	Evictions	Civil Traffic Infractions*	Total
Circuit 1	4,186	1,364	129	3,075	13,394	22,148
Escambia	1,449	492	45	1,424	5,326	8,736
Okaloosa	1,354	412	49	1,063	2,222	5,100
Santa Rosa	847	319	19	360	5,014	6,559
Walton	536	141	16	228	832	1,753
Circuit 2	2,700	814	71	4,025	10,547	18,157
Franklin	9	0	13	19	206	247
Gadsden	282	42	35	124	2,380	2,863
Jefferson	48	9	2	7	609	675
Leon	2,202	689	18	3,808	6,718	13,435
Liberty	6	4	0	6	209	225
Wakulla	153	70	3	61	425	712
Circuit 3	1,299	353	113	725	8,860	11,350
Columbia	543	197	21	474	1,617	2,852
Dixie	67	0	33	20	516	636
Hamilton	145	0	12	41	2,299	2,497
Lafayette	0	0	0	1	268	269
Madison	76	25	19	0	2,782	2,902
Suwannee	376	99	6	122	679	1,282
Taylor	92	32	22	67	699	912
Circuit 4	8,571	3,260	147	13,265	115,562	140,805
Clay	1,083	524	10	781	10,922	13,320
Duval	7,191	2,584	127	12,287	102,812	125,001
Nassau	297	152	10	197	1,828	2,484

County Civil ♦ Dispositions

COUNTY CIVIL DISPOSITIONS
by Circuit/County and Category
FY 2016-17

Circuit/County	Small Claims (up to \$5,000)	County Civil (\$5,001 to \$15,000)	Other County Civil	Evictions	Civil Traffic Infractions*	Total
Circuit 5	6,988	2,978	249	4,230	25,889	40,334
Citrus	1,016	419	31	451	1,655	3,572
Hernando	1,360	631	61	636	7,339	10,027
Lake	1,585	805	67	1,480	9,846	13,783
Marion	2,648	982	81	1,402	3,858	8,971
Sumter	379	141	9	261	3,191	3,981
Circuit 6	13,170	5,188	604	10,925	40,156	70,043
Pasco	2,911	2,142	429	4,600	11,657	21,739
Pinellas	10,259	3,046	175	6,325	28,499	48,304
Circuit 7	5,534	2,279	181	4,584	35,487	48,065
Flagler	545	270	11	336	176	1,338
Putnam	351	149	46	563	1,446	2,555
St. Johns	728	543	55	432	6,935	8,693
Volusia	3,910	1,317	69	3,253	26,930	35,479
Circuit 8	2,556	850	135	2,020	14,850	20,411
Alachua	1,788	626	85	1,600	11,050	15,149
Baker	49	18	9	81	813	970
Bradford	346	62	19	148	1,028	1,603
Gilchrist	82	30	0	27	475	614
Levy	244	93	16	124	1,244	1,721
Union	47	21	6	40	240	354
Circuit 9	18,805	5,334	247	12,235	82,641	119,262
Orange	16,054	4,323	159	10,800	67,359	98,695
Osceola	2,751	1,011	88	1,435	15,282	20,567

COUNTY CIVIL DISPOSITIONS
by Circuit/County and Category
FY 2016-17

Circuit/County	Small Claims (up to \$5,000)	County Civil (\$5,001 to \$15,000)	Other County Civil	Evictions	Civil Traffic Infractions*	Total
Circuit 10	5,087	2,239	371	5,133	18,492	31,322
Hardee	72	49	1	52	1,672	1,846
Highlands	155	169	1	325	786	1,436
Polk	4,860	2,021	369	4,756	16,034	28,040
Circuit 11	40,094	13,688	1,190	18,095	508,938	582,005
Miami-Dade	40,094	13,688	1,190	18,095	508,938	582,005
Circuit 12	7,069	1,777	226	2,873	20,136	32,081
Desoto	136	38	29	95	463	761
Manatee	1,646	741	88	1,585	4,877	8,937
Sarasota	5,287	998	109	1,193	14,796	22,383
Circuit 13	21,775	5,589	308	11,339	60,952	99,963
Hillsborough	21,775	5,589	308	11,339	60,952	99,963
Circuit 14	1,606	572	36	1,737	8,278	12,229
Bay	1,092	405	20	1,529	4,690	7,736
Calhoun	18	5	0	10	479	512
Gulf	37	9	1	22	114	183
Holmes	106	44	4	61	378	593
Jackson	279	86	3	72	2,110	2,550
Washington	74	23	8	43	507	655
Circuit 15	14,320	5,359	298	9,223	103,440	132,640
Palm Beach	14,320	5,359	298	9,223	103,440	132,640
Circuit 16	556	300	6	361	9,895	11,118
Monroe	556	300	6	361	9,895	11,118

County Civil ♦ Dispositions

**COUNTY CIVIL DISPOSITIONS
by Circuit/County and Category
FY 2016-17**

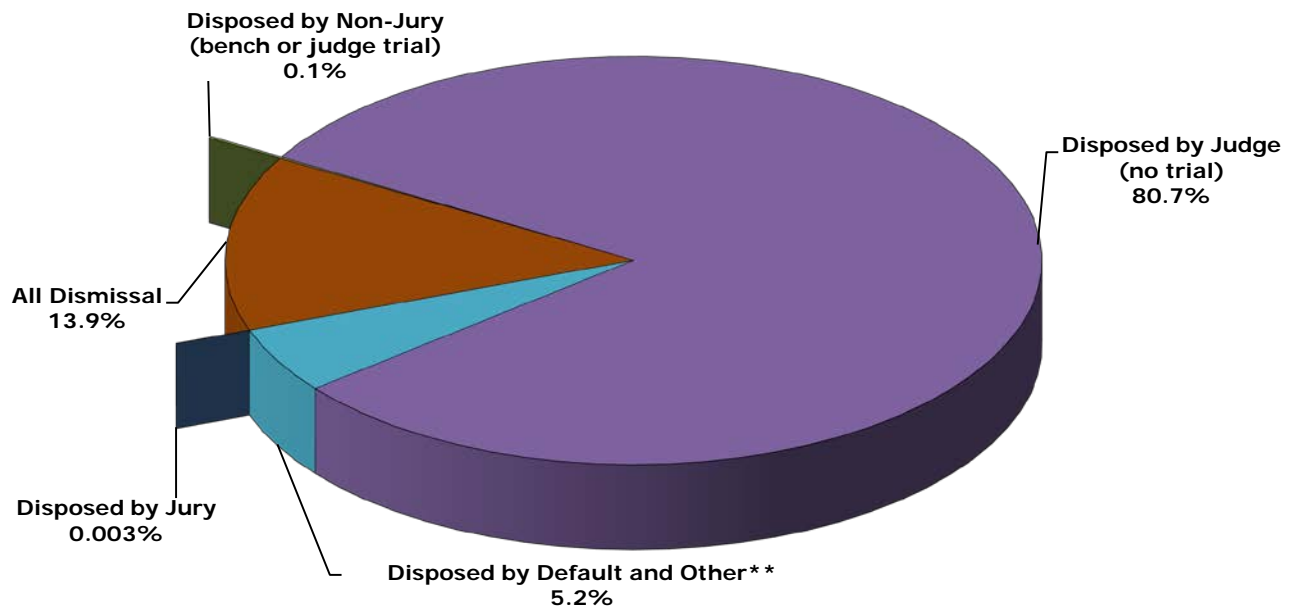
Circuit/County	Small Claims (up to \$5,000)	County Civil (\$5,001 to \$15,000)	Other County Civil	Evictions	Civil Traffic Infractions*	Total
Circuit 17	36,617	10,827	403	17,185	171,076	236,108
Broward	36,617	10,827	403	17,185	171,076	236,108
Circuit 18	7,577	2,597	171	4,621	39,458	54,424
Brevard	3,512	1,348	32	2,338	12,484	19,714
Seminole	4,065	1,249	139	2,283	26,974	34,710
Circuit 19	3,947	1,607	221	2,588	21,817	30,180
Indian River	1,092	347	93	370	3,755	5,657
Martin	646	341	24	439	7,000	8,450
Okeechobee	181	47	2	135	992	1,357
St. Lucie	2,028	872	102	1,644	10,070	14,716
Circuit 20	8,170	3,528	173	4,274	39,714	55,859
Charlotte	1,282	466	30	383	3,180	5,341
Collier	2,255	1,026	10	956	8,910	13,157
Glades	33	8	0	39	1,922	2,002
Hendry	210	84	0	128	1,929	2,351
Lee	4,390	1,944	133	2,768	23,773	33,008
Total	210,627	70,503	5,279	132,513	1,349,582	1,768,504

*These data do not include all civil traffic infractions reported to the Florida Court Clerks and Comptrollers by the clerks of court. They only represent those civil traffic infraction dispositions presided over by a judge or hearing officer.

COUNTY CIVIL DISPOSITIONS
Statewide by Disposition Type and Case Type
FY 2016-17

Disposition Type	Small Claims (up to \$5,000)	County Civil (\$5,001 to \$15,000)	Replevins	Other County Civil	Evictions	Civil Traffic Infractions*	Total
A. Dismissed Before Hearing	67,095	32,922	453	1,420	32,441	0	134,331
B. Dismissed After Hearing	89,268	8,885	548	447	12,169	0	111,317
C. Disposed by Default	14,555	12,323	113	263	54,614	0	81,868
D. Disposed by Judge (no trial)	31,528	13,335	772	697	31,886	1,349,582	1,427,800
E. Disposed by Non-Jury	1,435	226	41	32	419	0	2,153
F. Disposed by Jury	31	17	0	0	11	0	59
G. Disposed by Other**	6,715	2,795	97	396	973	0	10,976
Total	210,627	70,503	2,024	3,255	132,513	1,349,582	1,768,504

COUNTY CIVIL DISPOSITIONS
by Disposition Type
FY 2016-17



*These data do not include all civil traffic infractions reported to the Florida Court Clerks and Comptrollers by the clerks of court. They only represent those civil traffic infraction dispositions presided over by a judge or hearing officer.

**The disposition type "Disposed by Other" is used to report cases as disposed when they are: consolidated into a primary case, transferred or have a change of venue, disposed upon estreature of a bond, or similar matters.

County Civil ♦ Dispositions

COUNTY CIVIL JURY TRIAL RATES*
by Circuit
FY 2016-17

Circuit (Circuit Seat)	Disposed by Jury	Total Dispositions	Jury Trial Rate
First (Pensacola)	5	8,754	0.1%
Second (Tallahassee)	0	7,610	0.0%
Third (Lake City)	0	2,490	0.0%
Fourth (Jacksonville)	3	25,243	0.0%
Fifth (Tavares)	1	14,445	0.0%
Sixth (Clearwater)	0	29,887	0.0%
Seventh (Daytona Beach)	0	12,578	0.0%
Eighth (Gainesville)	0	5,561	0.0%
Ninth (Orlando)	4	36,621	0.0%
Tenth (Bartow)	0	12,830	0.0%
Eleventh (Miami-Dade)	19	73,067	0.0%
Twelfth (Sarasota)	3	11,945	0.0%
Thirteenth (Tampa)	3	39,011	0.0%
Fourteenth (Panama City)	3	3,951	0.1%
Fifteenth (West Palm Beach)	0	29,200	0.0%
Sixteenth (Key West)	0	1,223	0.0%
Seventeenth (Ft. Lauderdale)	11	65,032	0.0%
Eighteenth (Sanford)	3	14,966	0.0%
Nineteenth (Ft. Pierce)	2	8,363	0.0%
Twentieth (Ft. Myers)	2	16,145	0.0%
Total	59	418,922	0.0%

**Detail jury trial statistics are not available for county civil traffic. As a result, civil traffic infraction dispositions are not included.

The County Civil division also includes other statistics such as clearance rates and reopenings. **These data are provided by the 67 clerks of court. However, special proceedings data is not audited for accuracy by the OSCA.**

Clearance Rates - The clearance rate is a useful measure of the responsiveness of a court to the demand for services and is nationally recognized as a measure of court performance. The rate is determined by dividing the total number of cases *disposed* by the total number of cases *filed* during a specific time period. If a court received 1,000 new cases a month and disposed of 900 cases within the same month, the clearance rate for that month would be 90%. A 100% clearance rate means that a court is disposing of at least as many cases as have been filed during the reporting period. Thus, where clearance rates exceed 100%, those circuits are actually disposing of cases more quickly than cases are being filed for the period in question.

Reopenings - A reopening occurs when a case that has previously been reported as disposed is resubmitted to the court through a motion or petition.

County Civil ◆ Other Statistics

**COUNTY CIVIL CLEARANCE RATES
by Circuit
FY 2016-17**

Circuit	Filings	Dispositions	Clearance Rates
1	23,943	22,148	92.5%
2	17,741	18,157	102.3%
3	11,915	11,350	95.3%
4	144,101	140,805	97.7%
5	42,325	40,334	95.3%
6	68,171	70,043	102.7%
7	53,267	48,065	90.2%
8	20,581	20,411	99.2%
9	119,840	119,262	99.5%
10	33,299	31,322	94.1%
11	587,934	582,005	99.0%
12	34,028	32,081	94.3%
13	103,994	99,963	96.1%
14	12,788	12,229	95.6%
15	133,378	132,640	99.4%
16	10,983	11,118	101.2%
17	246,493	236,108	95.8%
18	56,446	54,424	96.4%
19	31,237	30,180	96.6%
20	56,278	55,859	99.3%
Total	1,808,742	1,768,504	97.8%

**COUNTY CIVIL SPECIAL PROCEEDINGS
by Circuit
FY 2016-17**

Circuit	Reopenings
1	4,093
2	1,912
3	451
4	2,867
5	6,151
6	5,956
7	3,448
8	2,614
9	10,556
10	5,122
11	21,925
12	3,877
13	12,677
14	937
15	9,250
16	121
17	22,341
18	6,175
19	2,942
20	5,791
Total	129,206