

Family Court ♦ Overview

The Family Court includes domestic relations, juvenile delinquency, and juvenile dependency. The Family Court comprises the following eight categories of family court cases: simplified dissolution, dissolution, child support, orders for protection against violence, paternity, other domestic relations, juvenile delinquency, and juvenile dependency. Within these categories are the following case types:

Simplified Dissolution - simplified dissolution of marriage

Dissolution - dissolution of marriage

Child Support - child support (IV-D and non IV-D) and Uniform Interstate Family Support Act (UIFSA) (IV-D and non IV-D)

Orders for Protection Against Violence - domestic violence, dating violence, repeat violence, sexual violence, and stalking violence

Paternity - paternity/disestablishment of paternity and other family court

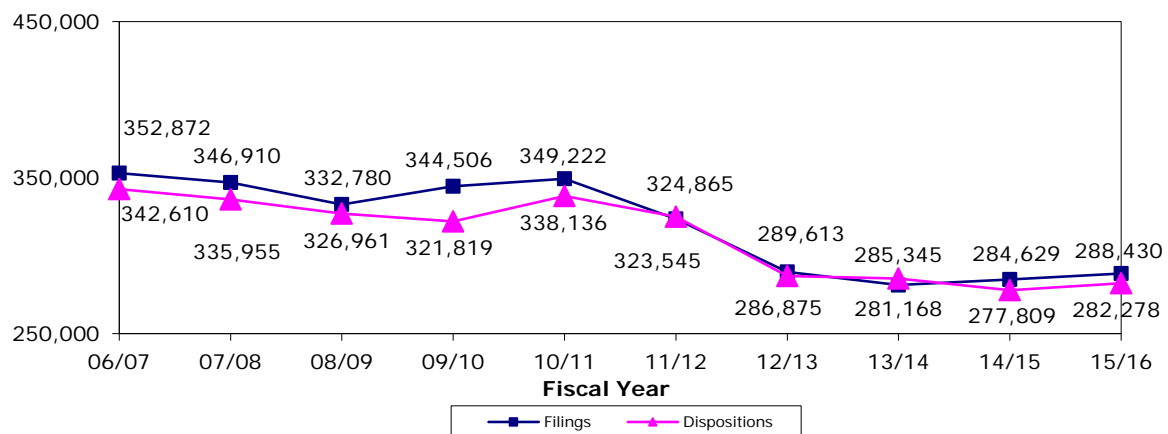
Other Domestic Relations - adoption arising out of Chapter 63, name change, and other family court

Juvenile Delinquency - delinquency

Juvenile Dependency - dependency, termination of parental rights (TPR) arising out of Chapter 39, and Children in Need of Services and Families in Need of Services (CINS/FINS)

In the Family Court, *filings* correspond to each complaint or petition filed. *Dispositions* correspond to each complaint or petition disposed. *Jury trials* are defined as trials in which a group of citizens is impaneled, selected, and sworn to determine the issues of fact in a case.

FAMILY COURT FILINGS AND DISPOSITIONS FY 2006-07 to FY 2015-16*



*The Summary Reporting System began capturing the number of dispositions in termination of parental rights (TPR) cases in January 2010. The filings and dispositions in TPR cases are not included for fiscal year 2005-06 through fiscal year 2009-10. Additionally, the Summary Reporting System began capturing the number of filings and dispositions in Stalking Violence cases in July 2013. The filings and dispositions in Stalking Violence cases are not included for fiscal year 2005-06 through fiscal year 2013-14.

FAMILY COURT FILINGS
Statewide by Category/Case Type and Month
FY 2015-16

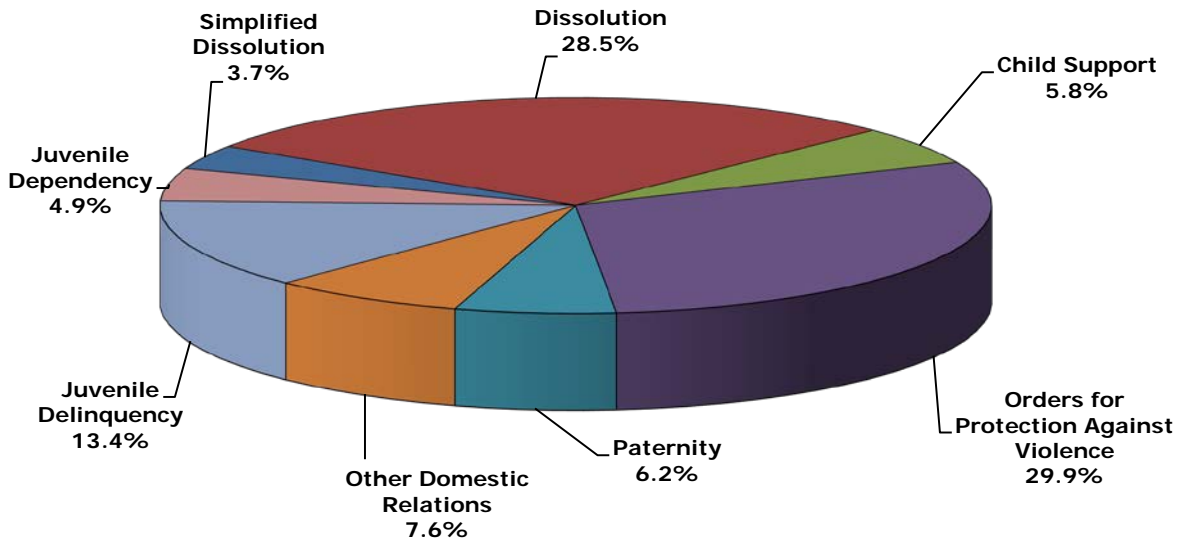
Category/ Case Type	Jul	Aug	Sep	Oct	Nov	Dec	Jan	Feb	Mar	Apr	May	Jun	Total
A. Simplified Dissolution	909	796	868	843	756	818	795	934	1,046	1,007	908	853	10,533
1. Simplified Dissolution	909	796	868	843	756	818	795	934	1,046	1,007	908	853	10,533
B. Dissolution	7,158	6,690	6,628	6,824	6,029	5,853	5,843	7,322	8,029	7,475	7,087	7,135	82,073
1. Dissolution	7,158	6,690	6,628	6,824	6,029	5,853	5,843	7,322	8,029	7,475	7,087	7,135	82,073
C. Child Support	1,636	1,742	1,639	1,538	1,346	1,195	1,196	1,266	1,242	1,204	1,180	1,414	16,598
1. Child Support	1,398	1,548	1,380	1,291	1,173	1,018	993	1,080	988	966	933	1,203	13,971
a. IV-D	1,360	1,525	1,352	1,275	1,161	1,000	978	1,064	964	948	913	1,191	13,731
b. Non-IV-D	38	23	28	16	12	18	15	16	24	18	20	12	240
2. UIFSA	238	194	259	247	173	177	203	186	254	238	247	211	2,627
a. IV-D	225	177	244	235	157	161	188	177	228	236	246	210	2,484
b. Non-IV-D	13	17	15	12	16	16	15	9	26	2	1	1	143
D. Orders for Protection Against Violence	7,478	7,281	7,444	7,079	6,310	6,925	6,480	6,629	7,702	7,719	7,690	7,998	86,735
1. Domestic Violence	4,538	4,598	4,567	4,318	3,818	4,111	3,782	3,850	4,438	4,379	4,427	4,683	51,509
2. Dating Violence	338	291	315	302	290	297	255	302	340	347	325	321	3,723
3. Repeat Violence	1,138	985	1,079	1,051	885	918	947	832	993	1,007	1,029	945	11,809
4. Sexual Violence	115	92	99	86	95	90	90	101	108	90	98	99	1,163
5. Stalking Violence	1,349	1,315	1,384	1,322	1,222	1,509	1,406	1,544	1,823	1,896	1,811	1,950	18,531
E. Paternity	1,618	1,639	1,441	1,459	1,345	1,264	1,303	1,615	1,722	1,607	1,503	1,456	17,972
1. Paternity/ Disestablishment of Paternity	1,618	1,639	1,441	1,459	1,345	1,264	1,303	1,615	1,722	1,607	1,503	1,456	17,972

Family Court ♦ Filings

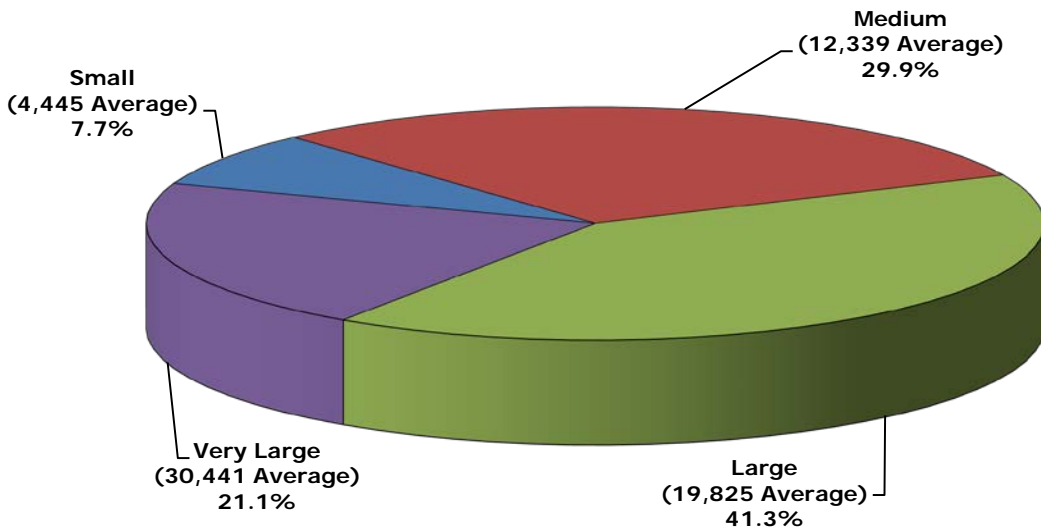
FAMILY COURT FILINGS
Statewide by Category/Case Type and Month
FY 2015-16

Category/ Case Type	Jul	Aug	Sep	Oct	Nov	Dec	Jan	Feb	Mar	Apr	May	Jun	Total
F. Other Domestic Relations	2,000	1,912	1,755	1,771	1,576	1,526	1,601	1,861	2,132	1,875	1,885	1,895	21,789
1. Other Family Court	984	1,035	927	887	778	755	812	858	1,031	925	944	889	10,825
2. Adoption Arising out of Chapter 63	436	382	388	397	402	377	330	439	454	396	434	438	4,873
3. Name Change	580	495	440	487	396	394	459	564	647	554	507	568	6,091
G. Juvenile Delinquency	3,287	2,936	2,946	3,135	2,979	3,345	3,007	3,183	3,569	3,377	3,311	3,525	38,600
1. Juvenile Delinquency	3,287	2,936	2,946	3,135	2,979	3,345	3,007	3,183	3,569	3,377	3,311	3,525	38,600
H. Juvenile Dependency	1,240	1,105	1,164	1,242	1,126	1,159	1,042	1,239	1,254	1,150	1,215	1,194	14,130
1. Juvenile Dependency	927	831	907	918	880	850	784	937	932	836	882	855	10,539
2. Termination of Parental Rights	313	274	257	324	246	309	258	302	322	314	333	339	3,591
Total	25,326	24,101	23,885	23,891	21,467	22,085	21,267	24,049	26,696	25,414	24,779	25,470	288,430

**FAMILY COURT FILINGS
by Category
FY 2015-16**



**FAMILY COURT FILINGS
by Circuit Size*
FY 2015-16**



*Small Circuits - 2nd, 3rd, 8th, 14th, 16th;
 Medium Circuits - 1st, 5th, 7th, 10th, 12th, 18th, 19th;
 Large Circuits - 4th, 6th, 9th, 13th, 15th, 20th; and
 Very Large Circuits - 11th, 17th (as defined in the Glossary).

Family Court ◆ Filings

**FAMILY COURT FILINGS
by Circuit and Case Type
FY 2015-16**

Circuit	Simplified Dissolution	Dissolution	Child Support	UIFSA	Other Domestic Relation	Domestic Violence	Repeat Violence	Juvenile Delinquency	Juvenile Dependency	Termination of Parental Rights	Total
1	594	2,885	609	103	1,469	2,613	1,689	1,526	462	274	12,224
2	276	1,290	357	41	852	1,285	1,040	995	117	52	6,305
3	88	804	236	39	449	738	505	568	148	35	3,610
4	545	5,312	1,022	118	2,759	3,631	2,216	2,489	514	209	18,815
5	507	3,812	848	217	1,766	3,432	1,921	2,409	668	155	15,735
6	1,060	4,258	1,061	13	2,599	4,295	2,627	3,331	823	309	20,376
7	386	3,641	557	150	1,412	2,417	1,510	1,902	566	268	12,809
8	269	1,300	150	21	918	940	598	811	184	45	5,236
9	958	6,951	1,147	86	3,872	3,907	4,389	4,504	460	141	26,415
10	304	2,920	1,105	255	1,539	3,716	2,402	2,834	446	111	15,632
11	616	13,970	1,304	449	4,817	5,384	2,918	2,585	902	459	33,404
12	330	2,518	652	219	1,297	1,617	1,010	994	471	109	9,217
13	821	5,511	945	494	3,072	3,464	3,457	3,119	1,100	356	22,339
14	232	1,425	580	171	650	861	447	939	307	77	5,689
15	892	5,028	464	31	2,774	1,802	979	1,749	568	204	14,491
16	95	601	25	0	116	201	157	112	53	23	1,383
17	1,252	8,642	827	2	4,577	4,916	3,336	2,623	1,022	280	27,477
18	436	3,668	408	39	1,784	2,388	1,321	1,983	598	122	12,747
19	289	2,085	569	124	1,003	1,258	808	1,384	339	151	8,010
20	583	5,452	1,105	55	2,036	2,644	1,896	1,743	791	211	16,516
Total	10,533	82,073	13,971	2,627	39,761	51,509	35,226	38,600	10,539	3,591	288,430

FAMILY COURT FILINGS
by Circuit/County and Category
FY 2015-16

Circuit/County	Simplified Dissolution	Dissolution	Child Support	Orders for Protection Against Violence	Paternity	Other Domestic Relations	Juvenile Delinquency	Juvenile Dependency	Total
Circuit 1	594	2,885	712	4,302	642	827	1,526	736	12,224
Escambia	211	1,064	165	2,241	355	352	946	274	5,608
Okaloosa	203	919	343	1,068	159	237	266	212	3,407
Santa Rosa	118	638	148	673	93	174	249	132	2,225
Walton	62	264	56	320	35	64	65	118	984
Circuit 2	276	1,290	398	2,325	333	519	995	169	6,305
Franklin	15	52	20	110	22	17	2	10	248
Gadsden	18	157	73	268	36	45	114	5	716
Jefferson	9	38	53	44	3	15	16	0	178
Leon	209	864	184	1,675	250	389	740	130	4,441
Liberty	7	36	6	57	9	13	29	5	162
Wakulla	18	143	62	171	13	40	94	19	560
Circuit 3	88	804	275	1,243	184	265	568	183	3,610
Columbia	38	325	51	427	89	67	176	103	1,276
Dixie	12	81	37	100	15	38	34	11	328
Hamilton	8	51	52	115	9	26	35	4	300
Lafayette	0	37	18	35	7	12	1	3	113
Madison	4	68	70	110	5	26	26	8	317
Suwannee	14	160	35	290	30	58	210	34	831
Taylor	12	82	12	166	29	38	86	20	445
Circuit 4	545	5,312	1,140	5,847	1,119	1,640	2,489	723	18,815
Clay	81	859	100	690	2	448	514	151	2,845
Duval	413	4,134	999	4,662	1,044	1,098	1,909	541	14,800
Nassau	51	319	41	495	73	94	66	31	1,170

Family Court ◆ **Filings**
FAMILY COURT FILINGS
by Circuit/County and Category
FY 2015-16

Circuit/County	Simplified Dissolution	Dissolution	Child Support	Orders for Protection Against Violence	Paternity	Other Domestic Relations	Juvenile Delinquency	Juvenile Dependency	Total
Circuit 5	507	3,812	1,065	5,353	770	996	2,409	823	15,735
Citrus	59	449	125	961	87	97	93	157	2,028
Hernando	78	595	178	1,035	129	182	667	224	3,088
Lake	142	1,177	267	1,070	186	295	661	149	3,947
Marion	196	1,371	456	2,093	330	377	928	224	5,975
Sumter	32	220	39	194	38	45	60	69	697
Circuit 6	1,060	4,258	1,074	6,922	1,136	1,463	3,331	1,132	20,376
Pasco	322	1,388	282	2,273	389	568	955	373	6,550
Pinellas	738	2,870	792	4,649	747	895	2,376	759	13,826
Circuit 7	386	3,641	707	3,927	496	916	1,902	834	12,809
Flagler	57	343	72	414	77	82	109	53	1,207
Putnam	32	319	116	461	121	61	213	104	1,427
St. Johns	0	865	193	471	112	145	417	126	2,329
Volusia	297	2,114	326	2,581	186	628	1,163	551	7,846
Circuit 8	269	1,300	171	1,538	410	508	811	229	5,236
Alachua	183	736	93	876	194	355	543	145	3,125
Baker	23	119	17	62	96	44	73	12	446
Bradford	8	138	24	160	41	26	71	22	490
Gilchrist	19	95	13	129	37	24	33	1	351
Levy	21	148	20	242	20	48	76	43	618
Union	15	64	4	69	22	11	15	6	206
Circuit 9	958	6,951	1,233	8,296	2,149	1,723	4,504	601	26,415
Orange	850	5,330	850	6,811	1,866	1,524	3,593	527	21,351
Osceola	108	1,621	383	1,485	283	199	911	74	5,064

FAMILY COURT FILINGS
by Circuit/County and Category
FY 2015-16

Circuit/County	Simplified Dissolution	Dissolution	Child Support	Orders for Protection Against Violence	Paternity	Other Domestic Relations	Juvenile Delinquency	Juvenile Dependency	Total
Circuit 10	304	2,920	1,360	6,118	733	806	2,834	557	15,632
Hardee	8	97	21	114	28	34	70	14	386
Highlands	39	323	124	232	46	57	416	49	1,286
Polk	257	2,500	1,215	5,772	659	715	2,348	494	13,960
Circuit 11	616	13,970	1,753	8,302	2,540	2,277	2,585	1,361	33,404
Miami-Dade	616	13,970	1,753	8,302	2,540	2,277	2,585	1,361	33,404
Circuit 12	330	2,518	871	2,627	619	678	994	580	9,217
Desoto	2	123	127	145	27	29	109	35	597
Manatee	140	1,089	547	1,346	357	281	508	404	4,672
Sarasota	188	1,306	197	1,136	235	368	377	141	3,948
Circuit 13	821	5,511	1,439	6,921	1,290	1,782	3,119	1,456	22,339
Hillsborough	821	5,511	1,439	6,921	1,290	1,782	3,119	1,456	22,339
Circuit 14	232	1,425	751	1,308	278	372	939	384	5,689
Bay	157	941	190	671	198	232	819	210	3,418
Calhoun	5	99	56	125	15	23	33	2	358
Gulf	8	56	47	82	7	17	13	3	233
Holmes	11	70	90	76	3	32	37	1	320
Jackson	34	170	249	270	48	38	37	143	989
Washington	17	89	119	84	7	30	0	25	371
Circuit 15	892	5,028	495	2,781	1,108	1,666	1,749	772	14,491
Palm Beach	892	5,028	495	2,781	1,108	1,666	1,749	772	14,491
Circuit 16	95	601	25	358	51	65	112	76	1,383
Monroe	95	601	25	358	51	65	112	76	1,383

Family Court ◆ Filings
**FAMILY COURT FILINGS
by Circuit/County and Category
FY 2015-16**

Circuit/County	Simplified Dissolution	Dissolution	Child Support	Orders for Protection Against Violence	Paternity	Other Domestic Relations	Juvenile Delinquency	Juvenile Dependency	Total
Circuit 17	1,252	8,642	829	8,252	2,039	2,538	2,623	1,302	27,477
Broward	1,252	8,642	829	8,252	2,039	2,538	2,623	1,302	27,477
Circuit 18	436	3,668	447	3,709	827	957	1,983	720	12,747
Brevard	182	2,073	303	2,118	490	606	1,233	423	7,428
Seminole	254	1,595	144	1,591	337	351	750	297	5,319
Circuit 19	289	2,085	693	2,066	454	549	1,384	490	8,010
Indian River	63	513	72	481	113	84	253	113	1,692
Martin	55	517	205	441	59	133	218	87	1,715
Okeechobee	17	132	115	176	38	121	126	60	785
St. Lucie	154	923	301	968	244	211	787	230	3,818
Circuit 20	583	5,452	1,160	4,540	794	1,242	1,743	1,002	16,516
Charlotte	77	485	329	923	81	131	191	191	2,408
Collier	231	1,257	72	712	163	262	426	185	3,308
Glades	26	24	8	58	4	3	24	2	149
Hendry	17	152	79	129	42	32	116	26	593
Lee	232	3,534	672	2,718	504	814	986	598	10,058
Total	10,533	82,073	16,598	86,735	17,972	21,789	38,600	14,130	288,430

FAMILY COURT DISPOSITIONS
Statewide by Category/Case Type and Month
FY 2015-16

Category/ Case Type	Jul	Aug	Sep	Oct	Nov	Dec	Jan	Feb	Mar	Apr	May	Jun	Total
A. Simplified Dissolution	900	810	846	857	737	793	784	824	879	880	990	946	10,246
1. Simplified Dissolution	900	810	846	857	737	793	784	824	879	880	990	946	10,246
B. Dissolution	7,199	6,836	7,173	7,080	6,227	6,453	6,045	6,483	6,971	7,213	6,724	7,290	81,694
1. Dissolution	7,199	6,836	7,173	7,080	6,227	6,453	6,045	6,483	6,971	7,213	6,724	7,290	81,694
C. Child Support	1,337	1,299	1,383	1,600	1,178	1,491	1,244	1,374	1,240	1,192	1,170	1,117	15,625
1. Child Support	1,201	1,163	1,223	1,430	1,064	1,340	1,101	1,257	1,099	1,044	1,034	985	13,941
a. IV-D	1,163	1,119	1,187	1,402	1,042	1,328	1,075	1,244	1,084	1,020	1,018	964	13,646
b. Non-IV-D	37	44	33	27	22	12	26	13	15	24	16	21	290
c. General Child Support*	1	0	3	1	0	0	NA	NA	NA	NA	NA	NA	5
2. UIFSA	136	136	160	170	114	151	143	117	141	148	136	132	1,684
a. IV-D	127	129	151	161	106	138	129	111	116	144	135	130	1,577
b. Non-IV-D	9	7	9	9	8	13	14	6	25	4	1	2	107
c. General UIFSA*	0	0	0	0	0	0	NA	NA	NA	NA	NA	NA	0
D. Orders for Protection Against Violence	7,397	6,693	7,681	7,573	6,320	7,188	6,501	6,440	7,528	7,477	7,747	7,812	86,357
1. Domestic Violence	4,442	4,148	4,782	4,662	3,831	4,276	3,812	3,696	4,340	4,250	4,501	4,601	51,341
2. Dating Violence	328	300	309	304	312	293	259	282	300	329	350	330	3,696
3. Repeat Violence	1,161	957	1,124	1,139	871	960	974	896	1,012	1,032	1,015	914	12,055
4. Sexual Violence	122	83	102	105	83	99	79	75	105	97	116	86	1,152
5. Stalking Violence	1,341	1,204	1,364	1,363	1,223	1,560	1,377	1,491	1,771	1,769	1,765	1,881	18,109
6. General Repeat Violence*	3	1	0	0	0	0	NA	NA	NA	NA	NA	NA	4
E. Paternity	1,229	1,176	1,267	1,405	1,071	1,114	1,100	1,300	1,302	1,395	1,180	1,384	14,923
1. Paternity/ Disestablishment of Paternity	1,229	1,176	1,267	1,405	1,071	1,114	1,100	1,300	1,302	1,395	1,180	1,384	14,923

Family Court ♦ Dispositions

FAMILY COURT DISPOSITIONS
Statewide by Category/Case Type and Month
FY 2015-16

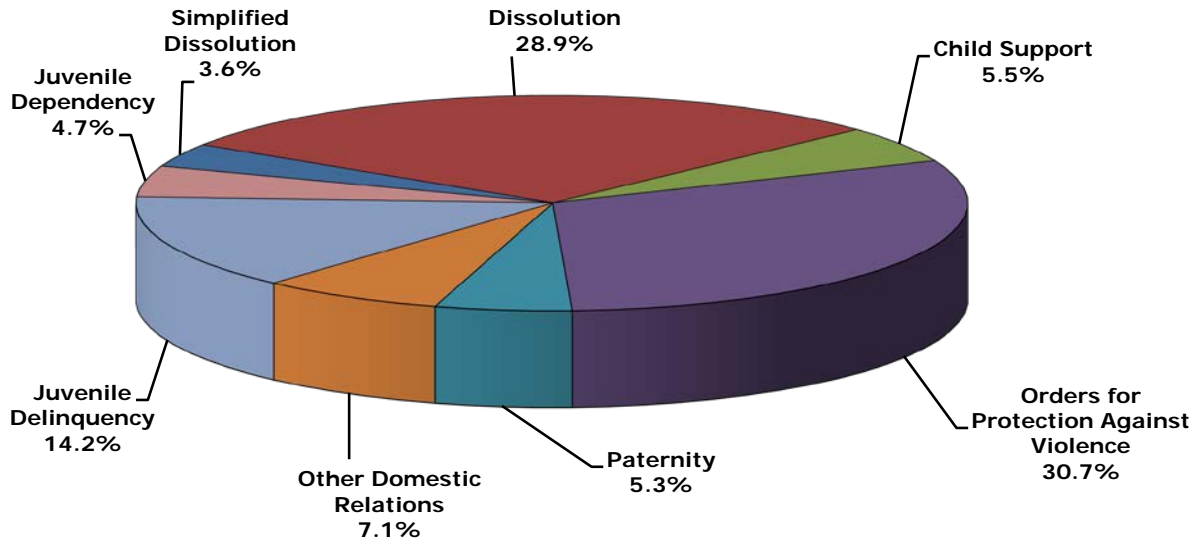
Category/ Case Type	Jul	Aug	Sep	Oct	Nov	Dec	Jan	Feb	Mar	Apr	May	Jun	Total
F. Other Domestic Relations	1,594	1,749	1,759	1,778	1,532	1,575	1,407	1,505	1,760	1,876	1,655	1,855	20,045
1. Other Family Court	729	809	871	904	705	718	734	764	810	936	768	818	9,566
2. Adoption Arising out of Chapter 63	358	384	356	372	403	427	283	312	399	392	393	468	4,547
3. Name Change	498	556	522	495	423	429	390	429	551	548	494	569	5,904
4. General Other Domestic Relations*	9	0	10	7	1	1	NA	NA	NA	NA	NA	NA	28
G. Juvenile Delinquency	3,815	3,252	3,126	3,521	2,911	2,993	3,413	3,334	3,450	3,469	3,249	3,667	40,200
1. Juvenile Delinquency	3,815	3,252	3,126	3,521	2,911	2,993	3,413	3,334	3,450	3,469	3,249	3,667	40,200
H. Juvenile Dependency	1,134	1,063	1,087	1,121	1,040	966	1,029	1,166	1,296	1,024	1,017	1,245	13,188
1. Juvenile Dependency	890	812	809	835	721	698	775	903	930	774	712	922	9,781
2. Termination of Parental Rights**	244	251	276	280	319	267	254	263	366	250	305	323	3,398
3. General Juvenile Dependency*	0	0	2	6	0	1	NA	NA	NA	NA	NA	NA	9
Total	24,605	22,878	24,322	24,935	21,016	22,573	21,523	22,426	24,426	24,526	23,732	25,316	282,278

*At the direction of the Supreme Court in In Re: Amendments to the Florida Rules of Civil Procedure – Management of Cases Involving Complex Litigation, 30 So. 3d 477 (Fla. 2009), beginning in January 2010 a change was made to the traditional format of the Summary Reporting System. Expanded case types are now available in the Family Court division to capture information that is more detailed. For example, the child support case type was expanded to include discrete categories for IV-D and non IV-D actions. From January 2010 to December 2015, each Clerk of Court did not have the capability to report dispositions by the expanded case types. As a result, the above chart includes five “general” categories data through December 2015. For example, “general child support” reflects dispositions the Clerk of Court could not distinguish as IV-D or non IV-D dispositions. However, since January 2016 clerks have reported dispositions by the expanded case types.

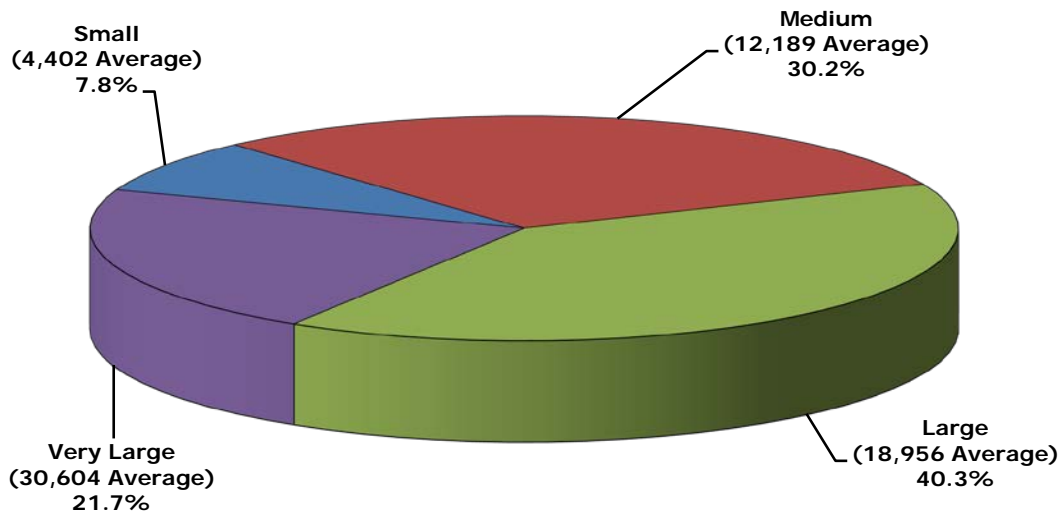
**Termination of parental rights dispositions are included for fiscal year 2015-16. The reporting of these dispositions began in January 2010.

NA represents “general” categories that are not applicable.

**FAMILY COURT DISPOSITIONS
by Category
FY 2015-16**



**FAMILY COURT DISPOSITIONS
by Circuit Size*
FY 2015-16**



*Small Circuits - 2nd, 3rd, 8th, 14th, 16th;
 Medium Circuits - 1st, 5th, 7th, 10th, 12th, 18th, 19th;
 Large Circuits - 4th, 6th, 9th, 13th, 15th, 20th; and
 Very Large Circuits - 11th, 17th (as defined in the Glossary).

Family Court ♦ Dispositions

FAMILY COURT DISPOSITIONS
by Circuit and Case Type
FY 2015-16

Circuit	Simplified Dissolution	Dissolution	Child Support	UIFSA	Other Domestic Relation	Domestic Violence	Repeat Violence	Juvenile Delinquency	Juvenile Dependency	Termination of Parental Rights*	Total
1	552	2,938	664	121	1,489	2,601	1,676	1,659	307	173	12,180
2	292	1,277	221	19	764	1,274	1,048	1,027	169	47	6,138
3	80	784	327	23	397	699	464	667	102	19	3,562
4	519	5,132	1,014	89	1,977	3,531	2,163	2,299	452	196	17,372
5	476	3,756	749	148	1,442	3,259	1,865	2,914	673	132	15,414
6	1,046	4,335	466	38	2,178	4,257	2,565	3,280	761	254	19,180
7	394	3,662	634	182	1,387	2,420	1,485	2,031	597	227	13,019
8	255	1,273	153	17	749	913	588	788	147	51	4,934
9	850	5,989	1,342	123	2,711	3,861	4,369	4,540	456	110	24,351
10	304	2,811	985	198	1,356	3,681	2,385	2,926	438	106	15,190
11	627	14,373	1,431	44	4,110	5,646	3,110	2,527	885	919	33,672
12	329	2,733	641	157	1,156	1,581	986	951	467	96	9,097
13	815	5,583	1,007	108	3,048	3,443	3,434	2,901	1,125	259	21,723
14	195	1,458	518	139	605	825	435	1,563	239	69	6,046
15	886	5,251	905	124	2,936	1,815	964	1,630	536	125	15,172
16	93	621	18	0	98	183	156	100	39	22	1,330
17	1,255	8,637	1,092	0	4,239	5,131	3,343	2,716	894	228	27,535
18	410	3,604	389	51	1,513	2,384	1,326	1,816	453	10	11,956
19	300	2,140	469	66	866	1,238	798	1,976	413	203	8,469
20	568	5,337	916	37	1,947	2,599	1,856	1,889	637	152	15,938
Total	10,246	81,694	13,941	1,684	34,968	51,341	35,016	40,200	9,790	3,398	282,278

*Termination of parental rights dispositions are included for fiscal year 2015-16. The reporting of these dispositions began in January 2010.

FAMILY COURT DISPOSITIONS
by Circuit/County and Category
FY 2015-16

Circuit/County	Simplified Dissolution	Dissolution	Child Support	Orders of Protection Against Violence	Paternity	Other Domestic Relations	Juvenile Delinquency	Juvenile Dependency*	Total
Circuit 1	552	2,938	785	4,277	588	901	1,659	480	12,180
Escambia	188	1,076	278	2,216	320	382	750	235	5,445
Okaloosa	193	922	305	1,047	133	247	490	13	3,350
Santa Rosa	110	709	175	684	108	209	365	126	2,486
Walton	61	231	27	330	27	63	54	106	899
Circuit 2	292	1,277	240	2,322	311	453	1,027	216	6,138
Franklin	12	46	3	106	12	16	6	7	208
Gadsden	21	176	0	259	24	38	128	123	769
Jefferson	6	37	36	48	8	9	9	0	153
Leon	224	875	140	1,735	256	360	791	78	4,459
Liberty	9	38	9	39	4	6	16	1	122
Wakulla	20	105	52	135	7	24	77	7	427
Circuit 3	80	784	350	1,163	160	237	667	121	3,562
Columbia	40	327	41	391	65	59	280	66	1,269
Dixie	10	86	41	104	17	38	42	17	355
Hamilton	7	39	43	91	8	17	35	7	247
Lafayette	0	37	21	37	7	8	2	0	112
Madison	3	72	164	103	8	38	2	4	394
Suwannee	10	159	29	274	27	53	222	23	797
Taylor	10	64	11	163	28	24	84	4	388
Circuit 4	519	5,132	1,103	5,694	638	1,339	2,299	648	17,372
Clay	84	860	117	675	13	333	352	134	2,568
Duval	396	3,982	967	4,585	592	947	1,878	479	13,826
Nassau	39	290	19	434	33	59	69	35	978

Family Court ♦ Dispositions

**FAMILY COURT DISPOSITIONS
by Circuit/County and Category
FY 2015-16**

Circuit/County	Simplified Dissolution	Dissolution	Child Support	Orders of Protection Against Violence	Paternity	Other Domestic Relations	Juvenile Delinquency	Juvenile Dependency*	Total
Circuit 5	476	3,756	897	5,124	628	814	2,914	805	15,414
Citrus	50	461	115	917	93	104	90	149	1,979
Hernando	67	623	140	989	99	174	796	192	3,080
Lake	130	1,196	264	1,057	184	277	602	133	3,843
Marion	199	1,280	341	1,968	210	216	1,344	278	5,836
Sumter	30	196	37	193	42	43	82	53	676
Circuit 6	1,046	4,335	504	6,822	837	1,341	3,280	1,015	19,180
Pasco	308	1,430	154	2,205	295	548	921	411	6,272
Pinellas	738	2,905	350	4,617	542	793	2,359	604	12,908
Circuit 7	394	3,662	816	3,905	483	904	2,031	824	13,019
Flagler	59	324	78	402	51	74	216	51	1,255
Putnam	34	311	115	448	118	55	258	116	1,455
St. Johns	0	892	219	479	103	148	404	118	2,363
Volusia	301	2,135	404	2,576	211	627	1,153	539	7,946
Circuit 8	255	1,273	170	1,501	288	461	788	198	4,934
Alachua	174	732	102	879	167	323	565	138	3,080
Baker	23	118	10	53	37	34	82	0	357
Bradford	8	129	24	148	25	24	63	18	439
Gilchrist	17	84	8	109	24	20	18	0	280
Levy	20	158	26	244	21	50	43	42	604
Union	13	52	0	68	14	10	17	0	174
Circuit 9	850	5,989	1,465	8,230	1,308	1,403	4,540	566	24,351
Orange	748	4,333	967	6,735	1,011	1,188	3,884	464	19,330
Osceola	102	1,656	498	1,495	297	215	656	102	5,021

FAMILY COURT DISPOSITIONS
by Circuit/County and Category
FY 2015-16

Circuit/County	Simplified Dissolution	Dissolution	Child Support	Orders of Protection Against Violence	Paternity	Other Domestic Relations	Juvenile Delinquency	Juvenile Dependency*	Total
Circuit 10	304	2,811	1,183	6,066	677	679	2,926	544	15,190
Hardee	8	89	15	114	15	24	95	14	374
Highlands	38	247	74	232	33	50	396	61	1,131
Polk	258	2,475	1,094	5,720	629	605	2,435	469	13,685
Circuit 11	627	14,373	1,475	8,756	2,003	2,107	2,527	1,804	33,672
Miami-Dade	627	14,373	1,475	8,756	2,003	2,107	2,527	1,804	33,672
Circuit 12	329	2,733	798	2,567	509	647	951	563	9,097
Desoto	2	133	83	141	10	30	142	29	570
Manatee	129	1,092	460	1,347	274	257	440	359	4,358
Sarasota	198	1,508	255	1,079	225	360	369	175	4,169
Circuit 13	815	5,583	1,115	6,877	1,213	1,835	2,901	1,384	21,723
Hillsborough	815	5,583	1,115	6,877	1,213	1,835	2,901	1,384	21,723
Circuit 14	195	1,458	657	1,260	259	346	1,563	308	6,046
Bay	134	1,012	195	662	206	224	1,419	183	4,035
Calhoun	2	71	37	125	1	18	28	0	282
Gulf	4	40	2	73	8	8	5	5	145
Holmes	13	96	94	66	5	37	65	1	377
Jackson	24	159	208	254	24	28	46	116	859
Washington	18	80	121	80	15	31	0	3	348
Circuit 15	886	5,251	1,029	2,779	1,263	1,673	1,630	661	15,172
Palm Beach	886	5,251	1,029	2,779	1,263	1,673	1,630	661	15,172
Circuit 16	93	621	18	339	48	50	100	61	1,330
Monroe	93	621	18	339	48	50	100	61	1,330

Family Court ♦ Dispositions

**FAMILY COURT DISPOSITIONS
by Circuit/County and Category
FY 2015-16**

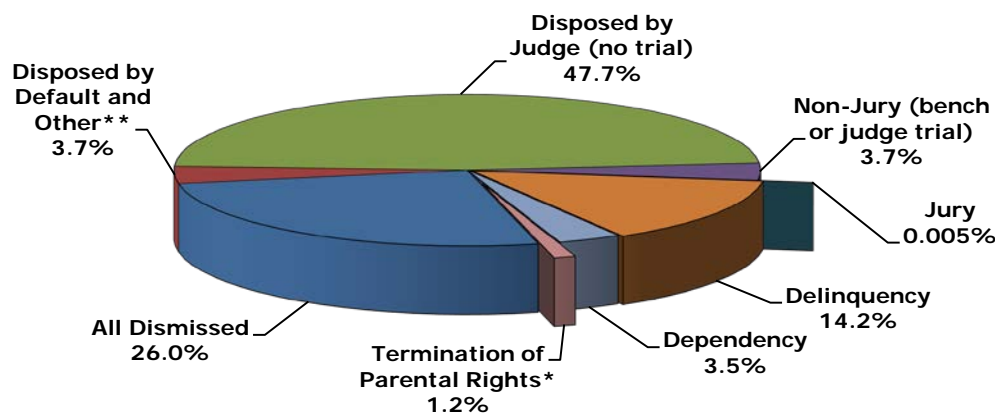
Circuit/County	Simplified Dissolution	Dissolution	Child Support	Orders of Protection Against Violence	Paternity	Other Domestic Relations	Juvenile Delinquency	Juvenile Dependency*	Total
Circuit 17	1,255	8,637	1,092	8,474	1,863	2,376	2,716	1,122	27,535
Broward	1,255	8,637	1,092	8,474	1,863	2,376	2,716	1,122	27,535
Circuit 18	410	3,604	440	3,710	674	839	1,816	463	11,956
Brevard	163	2,092	272	2,106	429	532	1,078	319	6,991
Seminole	247	1,512	168	1,604	245	307	738	144	4,965
Circuit 19	300	2,140	535	2,036	399	467	1,976	616	8,469
Indian River	62	509	54	489	110	85	307	126	1,742
Martin	61	586	191	435	62	103	337	113	1,888
Okeechobee	18	121	44	151	26	86	144	69	659
St. Lucie	159	924	246	961	201	193	1,188	308	4,180
Circuit 20	568	5,337	953	4,455	774	1,173	1,889	789	15,938
Charlotte	79	495	301	896	65	108	276	132	2,352
Collier	236	1,171	68	701	161	234	381	149	3,101
Glades	6	24	5	58	7	3	22	3	128
Hendry	16	132	33	113	24	25	217	23	583
Lee	231	3,515	546	2,687	517	803	993	482	9,774
Total	10,246	81,694	15,625	86,357	14,923	20,045	40,200	13,188	282,278

*Termination of parental rights dispositions are included for fiscal year 2015-16. The reporting of these dispositions began in January 2010.

FAMILY COURT DISPOSITIONS
Statewide by Disposition Type and Case Type
FY 2015-16

Disposition Type	Simplified Dissolution	Dissolution	Child Support	UIFSA	Other Domestic Relations	Domestic Violence	Repeat Violence	Juvenile Delinquency	Juvenile Dependency	Termination of Parental Rights*	Total
A. Dismissed Before Hearing	178	4,536	3,067	266	3,673	8,168	10,120	NA	NA	NA	30,008
B. Dismissed After Hearing	225	4,029	1,897	146	4,677	20,793	11,592	NA	NA	NA	43,359
C. Disposed by Default	28	6,497	480	45	596	26	22	NA	NA	NA	7,694
D. Disposed by Judge (no trial)	9,320	60,930	6,370	321	23,590	21,305	12,584	NA	NA	NA	134,420
E. Disposed by Non-Jury	489	5,357	1,166	61	1,882	909	651	NA	NA	NA	10,515
F. Disposed by Jury	1	4	2	0	5	1	2	NA	NA	NA	15
G. Disposed by Other**	5	341	959	845	545	139	45	NA	NA	NA	2,879
Total	10,246	81,694	13,941	1,684	34,968	51,341	35,016	40,200	9,790	3,398	282,278

FAMILY COURT DISPOSITIONS
by Disposition Type
FY 2015-16



NA represents disposition type does not apply.

*Termination of parental rights dispositions are included for fiscal year 2015-16. The reporting of these dispositions began in January 2010.

**The disposition type "Disposed by Other" is used to report cases as disposed when they are: consolidated into a primary case, transferred to another court, or have a change of venue.

Family Court ◆ Other Statistics

The Family Court also includes other statistics such as clearance rates, domestic relations modification/supplemental reopenings, domestic relations civil contempt/enforcement reopenings, domestic relations other reopenings, juvenile delinquency reopenings, juvenile delinquency certifications to criminal division, juvenile delinquency direct files to criminal division, juvenile delinquency detention hearings, juvenile dependency shelter petitions filed and disposed, juvenile dependency adoption petitions arising out of Chapter 39, Florida Statutes filed and disposed, juvenile dependency reopenings, juvenile dependency judicial review hearings, juvenile dependency shelter hearings, and juvenile delinquency complaints filed and disposed. **These data are provided by the 67 clerks of court. However, special proceedings data is not audited for accuracy by the OSCA.**

Clearance Rates - The clearance rate is a useful measure of the responsiveness of a court to the demand for services, and is nationally recognized as a measure of court performance. The rate is determined by dividing the total number of cases *disposed* by the total number of cases *filed* during a specific time period. If a court received 1,000 new cases a month and disposed of 900 cases within the same month, the clearance rate for that month would be 90%. A 100% clearance rate means that a court is disposing of at least as many cases as have been filed during the reporting period. Thus, where clearance rates exceed 100%, those circuits are actually disposing of cases more quickly than cases are being filed for the period in question.

Domestic Relations Modification/Supplemental Reopenings - Cases previously reported as disposed that are reactivated or resubmitted to the court for action to modify a previous judgment or decision (i.e., modification/supplemental petitions relating to a change in the amount of child support, a change in residential status of a child, changes in conditions or length of visitation of a non-resident parent, etc.).

Domestic Relations Motions for Civil Contempt/Enforcement Reopenings - Cases previously reported as disposed that are reactivated or resubmitted to the court for action on a motion for civil contempt or a motion for enforcement of previous judgments or decisions (i.e., motion to enforce judgment, motion and order to show cause, motion to enforce visitation, motion for contempt, etc.).

Domestic Relations Other Reopenings - A reopening occurs when a case that has previously been reported as disposed is reactivated or resubmitted to the court for action other than modification/supplemental petitions or motion for civil contempt/enforcement.

Juvenile Delinquency Reopenings - A reopening occurs when a case that has previously been reported as disposed is reactivated or resubmitted to the court for action other than modification requests.

Juvenile Delinquency Certifications to Circuit Criminal Division - A certification to the circuit criminal division occurs when a juvenile is transferred to circuit court for prosecution as an adult following a waiver hearing pursuant to section 985.226, Florida Statutes.

Juvenile Delinquency Direct Files to Criminal Division - A direct file to the criminal division refers to a juvenile who has been transferred to criminal court for prosecution as an adult following the filing of an information by the state attorney pursuant to section 985.227, Florida Statutes.

Juvenile Delinquency Detention Hearings - A detention hearing is a hearing held to determine whether a juvenile is to be detained, is to remain in detention, or is to be released while proceedings are pending.

Juvenile Dependency Shelter Petitions Filed and Disposed - All matters relating to shelter petitions pursuant to Chapter 39, Florida Statutes.

Juvenile Dependency Adoption Petitions Arising out of Chapter 39 Filed and Disposed - All matters relating to adoption pursuant to Chapter 39, Florida Statutes.

Juvenile Dependency Reopenings - A reopening occurs when a case that has previously been reported as disposed is reactivated or resubmitted to the court for action other than modification requests.

Juvenile Dependency Judicial Review Hearings - A foster care judicial review hearing is a hearing held periodically before a judge, general master, or citizen review panel to determine the status of a child until the child reaches permanency pursuant to section 39.701, Florida Statutes.

Juvenile Dependency Shelter Hearings - A shelter hearing is a hearing held to determine whether a child is to be sheltered, is to remain in shelter, or is to be released while proceedings are pending pursuant to section 39.402, Florida Statutes.

Juvenile Delinquency Complaints - A complaint is a formal written document submitted to the court by a law enforcement officer, prosecutor or other person, alleging that a specified juvenile has committed a specific delinquent act and requests prosecution of said juvenile. A complaint may be disposed before a petition is ever filed. For example, the court may dispose of a complaint through termination of the charges, direct filing or transfer to criminal court, diversion or alternative sanctions, or arbitration/mediation.

Family Court ♦ Other Statistics

**FAMILY COURT CLEARANCE RATES
by Circuit
FY 2015-16**

Circuit	Filings	Dispositions	Clearance Rates
1	12,224	12,180	99.6%
2	6,305	6,138	97.4%
3	3,610	3,562	98.7%
4	18,815	17,372	92.3%
5	15,735	15,414	98.0%
6	20,376	19,180	94.1%
7	12,809	13,019	101.6%
8	5,236	4,934	94.2%
9	26,415	24,351	92.2%
10	15,632	15,190	97.2%
11	33,404	33,672	100.8%
12	9,217	9,097	98.7%
13	22,339	21,723	97.2%
14	5,689	6,046	106.3%
15	14,491	15,172	104.7%
16	1,383	1,330	96.2%
17	27,477	27,535	100.2%
18	12,747	11,956	93.8%
19	8,010	8,469	105.7%
20	16,516	15,938	96.5%
Total	288,430	282,278	97.9%

**FAMILY COURT SPECIAL PROCEEDINGS,
DOMESTIC RELATIONS
by Circuit
FY 2015-16**

Circuit	Domestic Relations			Total
	Modification/Supplemental Reopenings	Motions for Civil Contempt/Enforcement Reopenings	Other Reopenings	
1	1,626	3,595	5,050	10,271
2	709	943	3,157	4,809
3	456	223	1,263	1,942
4	2,323	2,760	4,686	9,769
5	2,378	4,548	3,905	10,831
6	1,493	3,367	4,107	8,967
7	1,620	1,765	7,509	10,894
8	858	2,423	3,080	6,361
9	2,240	6,129	10,188	18,557
10	1,848	3,567	5,717	11,132
11	140	2,169	23,610	25,919
12	775	2,812	4,115	7,702
13	3,169	3,472	8,551	15,192
14	465	1,057	1,738	3,260
15	2,086	5,344	14,543	21,973
16	74	69	103	246
17	2,396	6,315	15,711	24,422
18	2,658	4,676	6,773	14,107
19	954	2,339	2,743	6,036
20	1,880	4,165	4,900	10,945
Total	30,148	61,738	131,449	223,335

Family Court ♦ Other Statistics

**FAMILY COURT SPECIAL PROCEEDINGS,
JUVENILE DELINQUENCY
by Circuit
FY 2015-16**

Circuit	Juvenile Delinquency				Total
	Reopenings	Certifications to Circuit Criminal Division	Direct Files to Criminal Division	Detention Hearings	
1	4,229	6	140	1,418	5,793
2	5,145	0	55	893	6,093
3	341	0	20	133	494
4	2,001	0	122	3,329	5,452
5	1,456	0	42	1,945	3,443
6	3,153	12	191	6,888	10,244
7	2,111	1	54	1,269	3,435
8	911	0	31	581	1,523
9	10,147	0	150	6,239	16,536
10	3,892	0	124	2,871	6,887
11	4,869	0	158	3,669	8,696
12	1,505	0	74	767	2,346
13	1,493	34	77	6,830	8,434
14	1,065	29	9	709	1,812
15	2,715	14	74	2,372	5,175
16	147	0	6	138	291
17	2,238	7	110	5,461	7,816
18	5,484	9	68	4,160	9,721
19	3,026	2	59	1,831	4,918
20	996	18	35	3,381	4,430
Total	56,924	132	1,599	54,884	113,539

**FAMILY COURT SPECIAL PROCEEDINGS,
JUVENILE DEPENDENCY
by Circuit
FY 2015-16**

Circuit	Juvenile Dependency							Total
	Shelter Petitions Filed	Shelter Petitions Disposed	Adoption Petitions Arising out of Chapter 39 Filed	Adoption Petitions Arising out of Chapter 39 Disposed	Reopenings	Judicial Review Hearings	Shelter Hearings	
1	588	517	97	87	5,803	2,341	543	9,976
2	102	90	57	44	1,951	496	100	2,840
3	148	96	26	20	20	547	131	988
4	855	819	195	194	759	2,055	652	5,529
5	862	816	77	65	2,621	3,993	953	9,387
6	973	934	99	93	744	3,136	1,190	7,169
7	839	918	125	107	1,796	2,556	707	7,048
8	215	196	6	7	274	819	185	1,702
9	536	505	120	114	3,382	2,480	691	7,828
10	448	432	95	92	2,185	3,007	469	6,728
11	1,042	378	291	294	4,306	3,830	1,582	11,723
12	391	40	88	87	2,674	1,764	456	5,500
13	1,051	1,546	237	222	1,107	4,665	1,795	10,623
14	270	217	70	70	2,344	896	252	4,119
15	584	512	142	121	2,146	1,786	622	5,913
16	47	48	15	14	37	203	49	413
17	946	885	260	222	4,407	6,973	1,301	14,994
18	644	637	25	21	4,089	2,521	1,039	8,976
19	325	306	131	120	1,415	1,791	407	4,495
20	725	633	112	112	3,048	2,973	991	8,594
Total	11,591	10,525	2,268	2,106	45,108	48,832	14,115	134,545

Family Court ◆ Other Statistics

**JUVENILE DELINQUENCY COMPLAINTS
by Circuit/County
FY 2015-16**

Circuit/County	Juvenile Delinquency		
	Complaints Filed	Complaints Disposed Prior to Petition	% Complaints Disposed Prior to Petition
Circuit 1	2,958	1,348	45.6%
Escambia	1,429	571	40.0%
Okaloosa	772	357	46.2%
Santa Rosa	417	144	34.5%
Walton	340	276	81.2%
Circuit 2	1,157	245	21.2%
Franklin	3	4	133.3%
Gadsden	119	4	3.4%
Jefferson	22	8	36.4%
Leon	888	217	24.4%
Liberty	33	1	3.0%
Wakulla	92	11	12.0%
Circuit 3	702	112	16.0%
Columbia	210	36	17.1%
Dixie	56	30	53.6%
Hamilton	62	22	35.5%
Lafayette	0	0	0.0%
Madison	85	20	23.5%
Suwannee	217	2	0.9%
Taylor	72	2	2.8%
Circuit 4	3,822	1,004	26.3%
Clay	585	38	6.5%
Duval	3,054	866	28.4%
Nassau	183	100	54.6%

**JUVENILE DELINQUENCY COMPLAINTS
by Circuit/County
FY 2015-16**

Circuit/County	Juvenile Delinquency		
	Complaints Filed	Complaints Disposed Prior to Petition	% Complaints Disposed Prior to Petition
Circuit 5	2,969	1,095	36.9%
Citrus	156	92	59.0%
Hernando	603	250	41.5%
Lake	1,055	428	40.6%
Marion	1,010	150	14.9%
Sumter	145	175	120.7%
Circuit 6	5,853	2,311	39.5%
Pasco	1,741	417	24.0%
Pinellas	4,112	1,894	46.1%
Circuit 7	2,779	1,016	36.6%
Flagler	236	62	26.3%
Putnam	393	148	37.7%
St. Johns	415	87	21.0%
Volusia	1,735	719	41.4%
Circuit 8	1,302	590	45.3%
Alachua	876	394	45.0%
Baker	114	33	28.9%
Bradford	124	47	37.9%
Gilchrist	43	16	37.2%
Levy	119	97	81.5%
Union	26	3	11.5%
Circuit 9	6,961	2,667	38.3%
Orange	5,781	1,769	30.6%
Osceola	1,180	898	76.1%

Family Court ♦ Other Statistics

**JUVENILE DELINQUENCY COMPLAINTS
by Circuit/County
FY 2015-16**

Circuit/County	Juvenile Delinquency		
	Complaints Filed	Complaints Disposed Prior to Petition	% Complaints Disposed Prior to Petition
Circuit 10	3,507	772	22.0%
Hardee	111	71	64.0%
Highlands	453	119	26.3%
Polk	2,943	582	19.8%
Circuit 11	4,032	1,431	35.5%
Miami-Dade	4,032	1,431	35.5%
Circuit 12	1,628	550	33.8%
Desoto	161	93	57.8%
Manatee	967	354	36.6%
Sarasota	500	103	20.6%
Circuit 13	5,396	2,304	42.7%
Hillsborough	5,396	2,304	42.7%
Circuit 14	1,280	532	41.6%
Bay	1,060	374	35.3%
Calhoun	40	8	20.0%
Gulf	48	21	43.8%
Holmes	56	47	83.9%
Jackson	76	82	107.9%
Washington	0	0	0.0%
Circuit 15	2,948	1,799	61.0%
Palm Beach	2,948	1,799	61.0%
Circuit 16	160	23	14.4%
Monroe	160	23	14.4%

JUVENILE DELINQUENCY COMPLAINTS
by Circuit/County
FY 2015-16

Circuit/County	Juvenile Delinquency		
	Complaints Filed	Complaints Disposed Prior to Petition	% Complaints Disposed Prior to Petition
Circuit 17	4,100	1,445	35.2%
Broward	4,100	1,445	35.2%
Circuit 18	3,119	1,378	44.2%
Brevard	1,740	557	32.0%
Seminole	1,379	821	59.5%
Circuit 19	1,748	462	26.4%
Indian River	305	81	26.6%
Martin	308	83	26.9%
Okeechobee	196	50	25.5%
St. Lucie	939	248	26.4%
Circuit 20	3,174	1,696	53.4%
Charlotte	542	621	114.6%
Collier	782	290	37.1%
Glades	59	24	40.7%
Hendry	218	51	23.4%
Lee	1,573	710	45.1%
Total	59,595	22,780	38.2%