

County Criminal ♦ Overview

The County Criminal division includes the following three categories of criminal offenses: misdemeanors and ordinance violations, non-dui criminal traffic, and driving under the influence. Within these categories are the following case types:

Misdemeanor and Ordinance Violations - misdemeanors, worthless checks, county ordinance, and municipal ordinance offenses

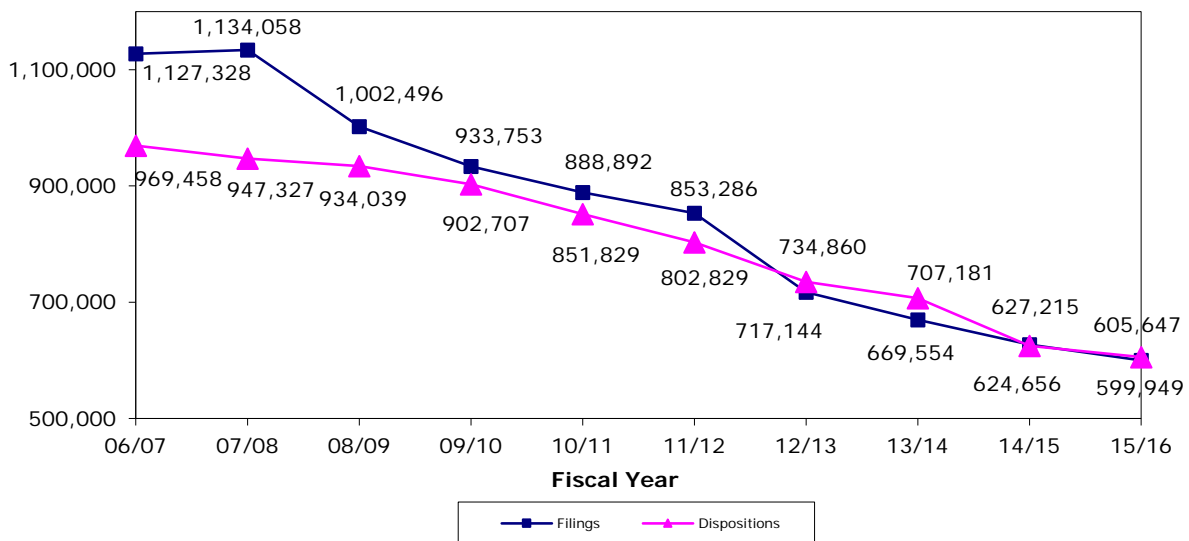
Non-Driving Under the Influence Criminal Traffic - criminal traffic

Driving Under the Influence - driving under the influence (DUI) offenses

The Summary Reporting System does not directly capture non-dui criminal traffic and DUI cases. These data are reported independently by clerks of court to the Florida Court Clerks and Comptrollers (FCCC). The FCCC then provides these data to the Office of the State Courts Administrator.

In the County Criminal division, *filings* correspond to each defendant against whom a sworn complaint, notice to appear, information, or indictment is filed. *Citations* correspond to each official summons to appear in court. *Dispositions* correspond to each defendant for whom a final judicial decision is rendered terminating a criminal proceeding by an acquittal, a dismissal, or a judgment stating the specific sentence (in the case of a conviction). *Jury trials* are defined as trials in which a group of citizens is impaneled, selected, and sworn to determine the issues of fact in a case.

**COUNTY CRIMINAL FILINGS AND DISPOSITIONS
FY 2006-07 to FY 2015-16**

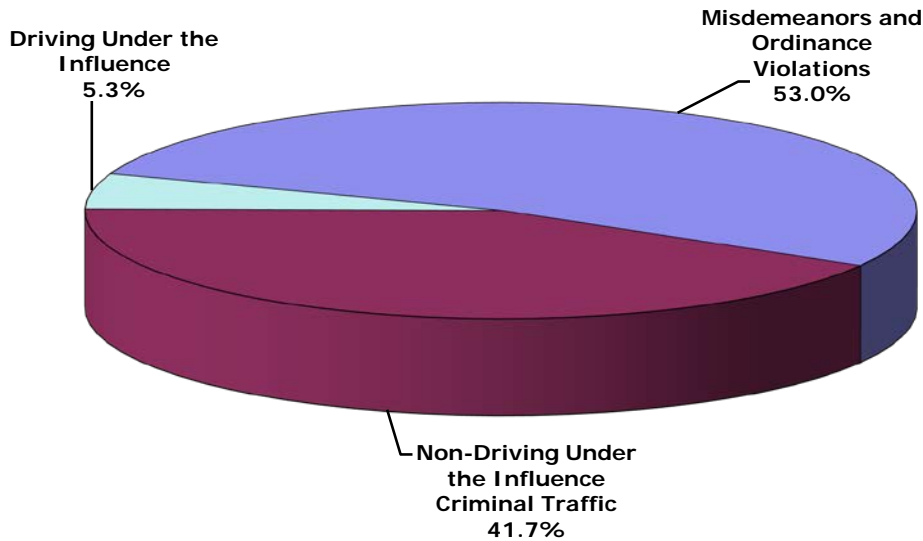


COUNTY CRIMINAL FILINGS
Statewide by Category/Case Type and Month
FY 2015-16

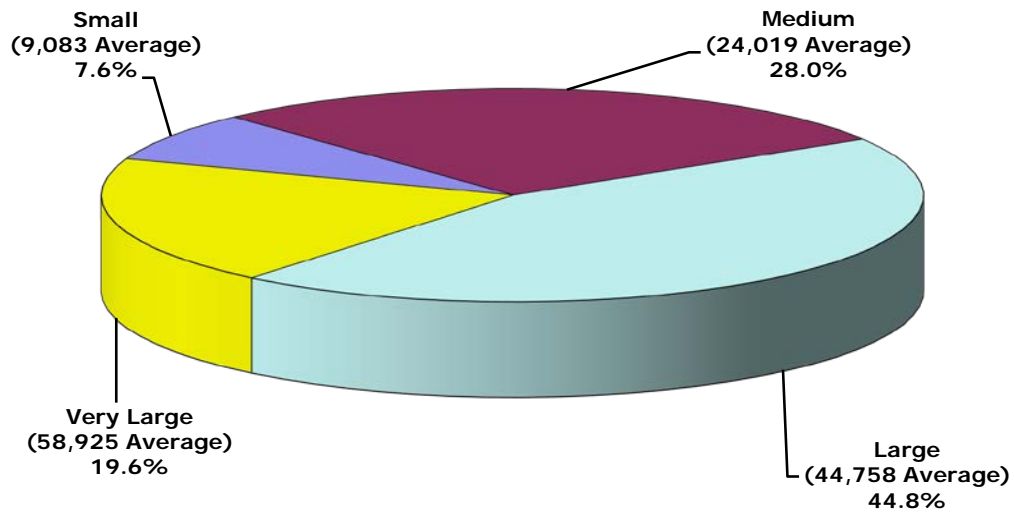
Category/ Case Type	Jul	Aug	Sep	Oct	Nov	Dec	Jan	Feb	Mar	Apr	May	Jun	Total
A. Misdemeanors and Ordinance Violations	27,797	27,188	26,427	26,644	24,013	25,152	24,048	24,351	29,284	27,259	28,144	27,280	317,587
1. Misdemeanors	24,119	23,594	22,937	23,380	21,215	22,178	21,273	21,341	25,277	23,797	24,380	23,857	277,348
2. Worthless Checks	232	245	202	233	130	218	168	205	173	179	163	191	2,339
3. County Ordinances	1,401	1,141	1,207	1,101	998	1,158	1,109	1,287	1,795	1,356	1,470	1,185	15,208
4. Municipal Ordinances	2,045	2,208	2,081	1,930	1,670	1,598	1,498	1,518	2,039	1,927	2,131	2,047	22,692
B. Non-Driving Under the Influence Criminal Traffic	23,536	24,533	22,610	22,943	20,813	19,779	20,359	19,738	20,326	19,413	18,738	17,617	250,405
1. Criminal Traffic	23,536	24,533	22,610	22,943	20,813	19,779	20,359	19,738	20,326	19,413	18,738	17,617	250,405
C. Driving Under the Influence	2,949	3,175	2,882	3,035	2,715	2,615	2,664	2,535	2,304	2,422	2,428	2,233	31,957
1. Driving Under the Influence	2,949	3,175	2,882	3,035	2,715	2,615	2,664	2,535	2,304	2,422	2,428	2,233	31,957
Total	54,282	54,896	51,919	52,622	47,541	47,546	47,071	46,624	51,914	49,094	49,310	47,130	599,949

County Criminal ♦ Filings

**COUNTY CRIMINAL FILINGS
by Category
FY 2015-16**



**COUNTY CRIMINAL FILINGS
by Circuit Size*
FY 2015-16**



*Small Circuits - 2nd, 3rd, 8th, 14th, 16th;
 Medium Circuits - 1st, 5th, 7th, 10th, 12th, 18th, 19th;
 Large Circuits - 4th, 6th, 9th, 13th, 15th, 20th; and
 Very Large Circuits - 11th, 17th (as defined in the Glossary).

COUNTY CRIMINAL FILINGS
by Circuit and Case Type
FY 2015-16

Circuit	Misdemeanors	Worthless Checks	Criminal Traffic	County Ordinances	Municipal Ordinances	Driving Under the Influence	Total
1	12,190	752	8,845	835	196	1,467	24,285
2	5,738	564	3,352	113	53	461	10,281
3	3,014	23	2,146	61	1	235	5,480
4	18,610	23	17,506	104	2,277	3,237	41,757
5	11,108	52	7,828	3	262	1,337	20,590
6	22,526	134	14,525	2,149	4,303	2,792	46,429
7	21,238	97	10,195	781	1,637	1,241	35,189
8	7,675	68	3,838	5	127	783	12,496
9	22,425	0	15,024	2,088	1,441	2,927	43,905
10	12,547	194	7,876	899	232	527	22,275
11	23,202	38	54,613	282	244	1,752	80,131
12	9,154	0	7,541	25	833	1,427	18,980
13	16,865	24	19,791	2,605	1,689	2,909	43,883
14	7,891	213	4,450	178	377	555	13,664
15	18,372	15	30,955	1,201	1,955	2,088	54,586
16	2,582	11	479	65	240	118	3,495
17	17,875	9	13,823	60	4,200	1,752	37,719
18	19,168	38	7,913	127	381	1,314	28,941
19	9,193	18	5,856	341	976	1,492	17,876
20	15,975	66	13,849	3,286	1,268	3,543	37,987
Total	277,348	2,339	250,405	15,208	22,692	31,957	599,949

County Criminal ◆ Filings

**COUNTY CRIMINAL FILINGS
by Circuit/County and Category
FY 2015-16**

Circuit/County	Misdemeanors and Ordinances Violations	Non-Driving Under the Influence Criminal Traffic	Driving Under the Influence	Total
Circuit 1	13,973	8,845	1,467	24,285
Escambia	5,771	3,924	525	10,220
Okaloosa	3,901	2,385	448	6,734
Santa Rosa	2,586	1,804	364	4,754
Walton	1,715	732	130	2,577
Circuit 2	6,468	3,352	461	10,281
Franklin	733	117	26	876
Gadsden	652	500	39	1,191
Jefferson	168	123	33	324
Leon	4,328	2,331	299	6,958
Liberty	159	78	10	247
Wakulla	428	203	54	685
Circuit 3	3,099	2,146	235	5,480
Columbia	1,303	865	77	2,245
Dixie	248	112	10	370
Hamilton	231	225	35	491
Lafayette	50	52	7	109
Madison	278	298	34	610
Suwannee	426	435	45	906
Taylor	563	159	27	749
Circuit 4	21,014	17,506	3,237	41,757
Clay	2,461	1,668	214	4,343
Duval	17,485	14,735	2,832	35,052
Nassau	1,068	1,103	191	2,362

COUNTY CRIMINAL FILINGS
by Circuit/County and Category
 FY 2015-16

Circuit/County	Misdemeanors and Ordinances Violations	Non-Driving Under the Influence Criminal Traffic	Driving Under the Influence	Total
Circuit 5	11,425	7,828	1,337	20,590
Citrus	1,187	497	103	1,787
Hernando	2,595	1,189	237	4,021
Lake	3,565	2,509	300	6,374
Marion	3,144	2,823	619	6,586
Sumter	934	810	78	1,822
Circuit 6	29,112	14,525	2,792	46,429
Pasco	7,696	2,906	602	11,204
Pinellas	21,416	11,619	2,190	35,225
Circuit 7	23,753	10,195	1,241	35,189
Flagler	2,369	642	138	3,149
Putnam	1,611	820	56	2,487
St. Johns	3,028	1,647	211	4,886
Volusia	16,745	7,086	836	24,667
Circuit 8	7,875	3,838	783	12,496
Alachua	5,298	2,431	594	8,323
Baker	770	321	41	1,132
Bradford	703	481	36	1,220
Gilchrist	245	134	16	395
Levy	716	417	80	1,213
Union	143	54	16	213
Circuit 9	25,954	15,024	2,927	43,905
Orange	21,390	12,318	2,548	36,256
Osceola	4,564	2,706	379	7,649

County Criminal ◆ Filings

COUNTY CRIMINAL FILINGS
by Circuit/County and Category
FY 2015-16

Circuit/County	Misdemeanors and Ordinances Violations	Non-Driving Under the Influence Criminal Traffic	Driving Under the Influence	Total
Circuit 10	13,872	7,876	527	22,275
Hardee	513	483	36	1,032
Highlands	1,200	770	93	2,063
Polk	12,159	6,623	398	19,180
Circuit 11	23,766	54,613	1,752	80,131
Miami-Dade	23,766	54,613	1,752	80,131
Circuit 12	10,012	7,541	1,427	18,980
Desoto	483	398	26	907
Manatee	4,671	3,220	422	8,313
Sarasota	4,858	3,923	979	9,760
Circuit 13	21,183	19,791	2,909	43,883
Hillsborough	21,183	19,791	2,909	43,883
Circuit 14	8,659	4,450	555	13,664
Bay	6,854	3,595	440	10,889
Calhoun	121	73	18	212
Gulf	289	115	15	419
Holmes	359	150	22	531
Jackson	553	356	47	956
Washington	483	161	13	657
Circuit 15	21,543	30,955	2,088	54,586
Palm Beach	21,543	30,955	2,088	54,586
Circuit 16	2,898	479	118	3,495
Monroe	2,898	479	118	3,495

COUNTY CRIMINAL FILINGS
by Circuit/County and Category
 FY 2015-16

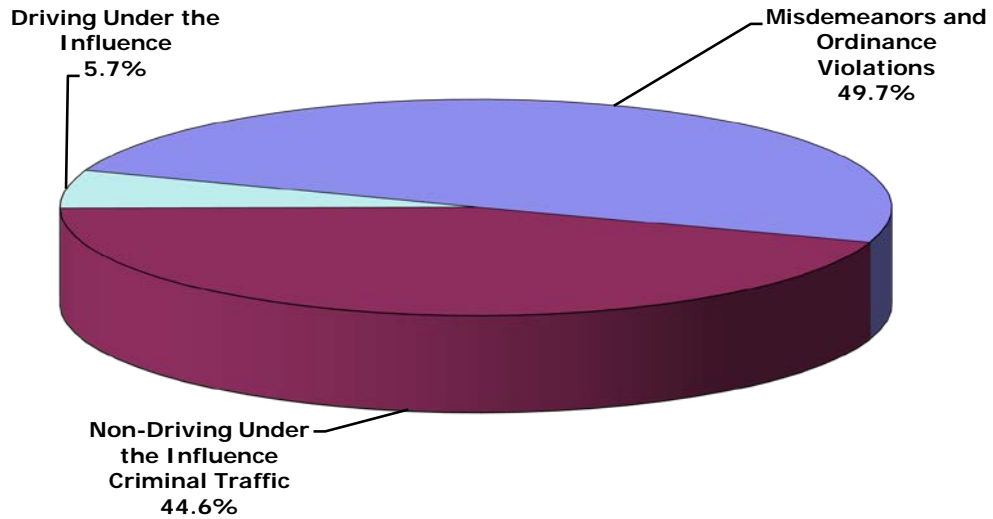
Circuit/County	Misdemeanors and Ordinances Violations	Non-Driving Under the Influence Criminal Traffic	Driving Under the Influence	Total
Circuit 17	22,144	13,823	1,752	37,719
Broward	22,144	13,823	1,752	37,719
Circuit 18	19,714	7,913	1,314	28,941
Brevard	10,933	3,700	897	15,530
Seminole	8,781	4,213	417	13,411
Circuit 19	10,528	5,856	1,492	17,876
Indian River	1,885	1,113	265	3,263
Martin	3,052	1,848	739	5,639
Okeechobee	770	599	74	1,443
St. Lucie	4,821	2,296	414	7,531
Circuit 20	20,595	13,849	3,543	37,987
Charlotte	2,424	1,693	349	4,466
Collier	4,223	3,857	1,120	9,200
Glades	222	199	18	439
Hendry	1,209	909	130	2,248
Lee	12,517	7,191	1,926	21,634
Total	317,587	250,405	31,957	599,949

County Criminal ♦ Dispositions

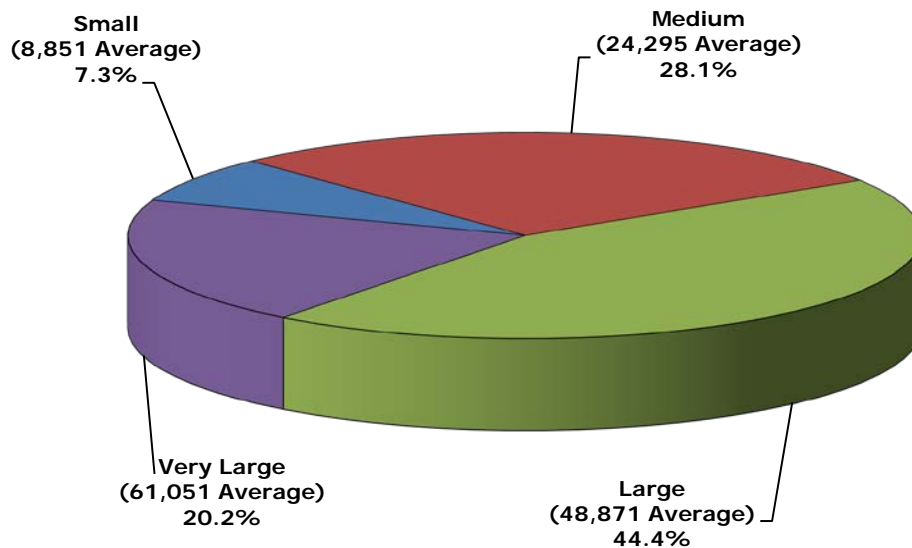
COUNTY CRIMINAL DISPOSITIONS
Statewide by Category/Case Type and Month
FY 2015-16

Category/ Case Type	Jul	Aug	Sep	Oct	Nov	Dec	Jan	Feb	Mar	Apr	May	Jun	Total
A. Misdemeanors and Ordinance Violations	26,681	25,524	24,731	25,553	22,068	22,971	23,687	24,811	26,464	26,166	25,352	27,176	301,184
1. Misdemeanors	23,431	22,218	21,460	22,065	19,517	20,105	20,646	21,459	22,675	22,605	21,929	23,881	261,991
2. Worthless Checks	314	277	286	326	289	288	473	417	682	629	394	221	4,596
3. County Ordinances	970	1,140	941	1,007	715	891	1,041	1,431	1,420	1,219	1,259	1,126	13,160
4. Municipal Ordinances	1,966	1,889	2,044	2,155	1,547	1,687	1,527	1,504	1,687	1,713	1,770	1,948	21,437
B. Non-Driving Under the Influence Criminal Traffic	23,335	22,617	23,183	22,991	20,019	21,033	21,908	22,379	25,004	22,543	22,065	22,877	269,954
1. Criminal Traffic	23,335	22,617	23,183	22,991	20,019	21,033	21,908	22,379	25,004	22,543	22,065	22,877	269,954
C. Driving Under the Influence	2,800	2,851	3,005	3,027	2,646	2,514	2,993	2,992	3,037	2,885	2,832	2,927	34,509
1. Driving Under the Influence	2,800	2,851	3,005	3,027	2,646	2,514	2,993	2,992	3,037	2,885	2,832	2,927	34,509
Total	52,816	50,992	50,919	51,571	44,733	46,518	48,588	50,182	54,505	51,594	50,249	52,980	605,647

COUNTY CRIMINAL DISPOSITIONS
by Category
FY 2015-16



COUNTY CRIMINAL DISPOSITIONS
by Circuit Size*
FY 2015-16



*Small Circuits - 2nd, 3rd, 8th, 14th, 16th;
Medium Circuits - 1st, 5th, 7th, 10th, 12th, 18th, 19th;
Large Circuits - 4th, 6th, 9th, 13th, 15th, 20th; and
Very Large Circuits - 11th, 17th (as defined in the Glossary).

County Criminal ♦ Dispositions

COUNTY CRIMINAL DISPOSITIONS
by Circuit and Case Type
FY 2015-16

Circuit	Misdemeanors	Worthless Checks	Criminal Traffic	County Ordinances	Municipal Ordinances	Driving Under the Influence	Total
1	11,166	738	9,920	840	50	1,531	24,245
2	5,379	587	3,651	83	43	538	10,281
3	2,777	26	2,161	56	0	239	5,259
4	18,210	152	17,354	109	2,614	3,072	41,511
5	10,199	126	8,501	1	238	1,362	20,427
6	21,173	1,476	13,545	2,175	4,300	3,104	45,773
7	22,059	341	10,038	812	1,738	1,288	36,276
8	7,625	211	3,694	6	224	772	12,532
9	22,642	1	15,077	2,419	1,397	2,783	44,319
10	12,287	211	8,146	1,029	209	532	22,414
11	17,073	30	62,079	266	287	2,041	81,776
12	8,581	60	7,463	19	909	1,567	18,599
13	15,360	34	24,844	634	772	2,555	44,199
14	7,033	397	5,145	169	342	557	13,643
15	19,652	26	30,565	1,287	1,828	2,410	55,768
16	1,450	3	713	30	192	153	2,541
17	16,130	27	16,707	95	4,152	3,214	40,325
18	18,611	43	9,183	133	321	1,627	29,918
19	9,266	20	6,110	286	728	1,776	18,186
20	15,318	87	15,058	2,711	1,093	3,388	37,655
Total	261,991	4,596	269,954	13,160	21,437	34,509	605,647

COUNTY CRIMINAL DISPOSITIONS
by Circuit/County and Category
 FY 2015-16

Circuit/County	Misdemeanors and Ordinances Violations	Non-Driving Under the Influence Criminal Traffic	Driving Under the Influence	Total
Circuit 1	12,794	9,920	1,531	24,245
Escambia	4,878	4,407	492	9,777
Okaloosa	3,678	2,577	506	6,761
Santa Rosa	2,485	2,112	378	4,975
Walton	1,753	824	155	2,732
Circuit 2	6,092	3,651	538	10,281
Franklin	653	157	29	839
Gadsden	516	576	74	1,166
Jefferson	163	170	30	363
Leon	4,343	2,415	345	7,103
Liberty	165	88	16	269
Wakulla	252	245	44	541
Circuit 3	2,859	2,161	239	5,259
Columbia	1,224	827	76	2,127
Dixie	220	102	15	337
Hamilton	225	309	24	558
Lafayette	47	51	6	104
Madison	235	295	33	563
Suwannee	357	381	54	792
Taylor	551	196	31	778
Circuit 4	21,085	17,354	3,072	41,511
Clay	2,470	1,642	201	4,313
Duval	17,564	14,392	2,715	34,671
Nassau	1,051	1,320	156	2,527

County Criminal ♦ Dispositions

COUNTY CRIMINAL DISPOSITIONS
by Circuit/County and Category
FY 2015-16

Circuit/County	Misdemeanors and Ordinances Violations	Non-Driving Under the Influence Criminal Traffic	Driving Under the Influence	Total
Circuit 5	10,564	8,501	1,362	20,427
Citrus	1,222	465	98	1,785
Hernando	2,463	1,232	244	3,939
Lake	2,990	2,563	319	5,872
Marion	3,059	3,313	629	7,001
Sumter	830	928	72	1,830
Circuit 6	29,124	13,545	3,104	45,773
Pasco	7,751	3,068	673	11,492
Pinellas	21,373	10,477	2,431	34,281
Circuit 7	24,950	10,038	1,288	36,276
Flagler	2,422	819	164	3,405
Putnam	1,705	935	60	2,700
St. Johns	3,314	1,752	214	5,280
Volusia	17,509	6,532	850	24,891
Circuit 8	8,066	3,694	772	12,532
Alachua	5,641	2,034	570	8,245
Baker	714	395	46	1,155
Bradford	639	518	35	1,192
Gilchrist	254	164	21	439
Levy	675	499	86	1,260
Union	143	84	14	241
Circuit 9	26,459	15,077	2,783	44,319
Orange	21,644	12,482	2,432	36,558
Osceola	4,815	2,595	351	7,761

COUNTY CRIMINAL DISPOSITIONS
by Circuit/County and Category
FY 2015-16

Circuit/County	Misdemeanors and Ordinances Violations	Non-Driving Under the Influence Criminal Traffic	Driving Under the Influence	Total
Circuit 10	13,736	8,146	532	22,414
Hardee	522	460	31	1,013
Highlands	1,153	735	107	1,995
Polk	12,061	6,951	394	19,406
Circuit 11	17,656	62,079	2,041	81,776
Miami-Dade	17,656	62,079	2,041	81,776
Circuit 12	9,569	7,463	1,567	18,599
Desoto	453	471	48	972
Manatee	3,885	3,234	482	7,601
Sarasota	5,231	3,758	1,037	10,026
Circuit 13	16,800	24,844	2,555	44,199
Hillsborough	16,800	24,844	2,555	44,199
Circuit 14	7,941	5,145	557	13,643
Bay	6,491	4,027	459	10,977
Calhoun	70	118	14	202
Gulf	227	133	11	371
Holmes	411	237	25	673
Jackson	498	404	39	941
Washington	244	226	9	479
Circuit 15	22,793	30,565	2,410	55,768
Palm Beach	22,793	30,565	2,410	55,768
Circuit 16	1,675	713	153	2,541
Monroe	1,675	713	153	2,541

County Criminal ♦ Dispositions

COUNTY CRIMINAL DISPOSITIONS
by Circuit/County and Category
FY 2015-16

Circuit/County	Misdemeanors and Ordinances Violations	Non-Driving Under the Influence Criminal Traffic	Driving Under the Influence	Total
Circuit 17	20,404	16,707	3,214	40,325
Broward	20,404	16,707	3,214	40,325
Circuit 18	19,108	9,183	1,627	29,918
Brevard	10,428	4,985	1,107	16,520
Seminole	8,680	4,198	520	13,398
Circuit 19	10,300	6,110	1,776	18,186
Indian River	1,893	1,104	296	3,293
Martin	2,899	2,104	712	5,715
Okeechobee	748	685	93	1,526
St. Lucie	4,760	2,217	675	7,652
Circuit 20	19,209	15,058	3,388	37,655
Charlotte	2,573	1,970	376	4,919
Collier	4,064	3,883	1,245	9,192
Glades	200	194	20	414
Hendry	1,008	1,059	130	2,197
Lee	11,364	7,952	1,617	20,933
Total	301,184	269,954	34,509	605,647

COUNTY CRIMINAL DISPOSITIONS
Statewide by Disposition Type and Case Type
FY 2015-16

Disposition Type	Misdemeanors	Worthless Checks	County Ordinances	Municipal Ordinances	Total
A. Before Trial	259,545	4,594	12,773	21,155	298,067
1. No File	40,791	719	237	793	42,540
2. Speedy Trial	15	0	0	0	15
3. Dismissed	33,185	997	2,590	1,621	38,393
4. Transferred	1,258	5	248	291	1,802
5. Plea	151,540	962	7,322	11,794	171,618
6. Other*	32,756	1,911	2,376	6,656	43,699
B. After Trial Non-Jury	1,109	0	378	278	1,765
1. Acquittal/Dismissal	289	0	70	74	433
2. Plea	470	0	17	105	592
3. Conviction	350	0	291	99	740
C. After Trial Jury	1,337	2	9	4	1,352
1. Acquittal/Dismissal	662	1	1	2	666
2. Plea	122	0	6	2	130
3. Conviction	553	1	2	0	556
Total	261,991	4,596	13,160	21,437	301,184

COUNTY CRIMINAL TRAFFIC DISPOSITIONS
Statewide by Disposition Type and Case Type
FY 2015-16

Disposition Type	Criminal Traffic	Driving Under the Influence	Total
A. Disposed by Judge (no trial)	186,119	25,985	212,104
B. Disposed by Jury	7,458	714	8,172
C. Disposed by Non-Jury	14,276	1,076	15,352
D. Disposed by Other	62,101	6,734	68,835
Total	269,954	34,509	304,463

*The disposition type "Other" is used to report cases as disposed for: defendants placed on deferred prosecution or other pretrial diversion or probation programs approved after an information or an indictment is filed, defendants declared mentally or physically unable to stand trial, cases disposed upon estreatment of a bond, cases that are nolle prosequi (no further prosecution) for administrative reasons, or similar matters.

County Criminal ♦ Dispositions

COUNTY CRIMINAL JURY TRIAL DISPOSITIONS*
by Circuit/County and Category
FY 2015-16

Circuit (Circuit Seat)	Acquittals/Dismissals	Pleas	Convictions	Total
First (Pensacola)	31	0	14	45
Second (Tallahassee)	32	0	9	41
Third (Lake City)	6	0	6	12
Fourth (Jacksonville)	10	5	27	42
Fifth (Tavares)	8	0	9	17
Sixth (Clearwater)	57	1	42	100
Seventh (Daytona Beach)	18	1	11	30
Eighth (Gainesville)	11	3	14	28
Ninth (Orlando)	84	1	63	148
Tenth (Bartow)	43	3	49	95
Eleventh (Miami-Dade)	69	8	106	183
Twelfth (Sarasota)	4	7	10	21
Thirteenth (Tampa)	25	48	19	92
Fourteenth (Panama City)	3	0	1	4
Fifteenth (West Palm Beach)	76	2	43	121
Sixteenth (Key West)	4	2	5	11
Seventeenth (Ft. Lauderdale)	66	9	30	105
Eighteenth (Sanford)	60	16	36	112
Nineteenth (Ft. Pierce)	17	18	15	50
Twentieth (Ft. Myers)	42	6	47	95
Total	666	130	556	1,352

*Detail jury trial statistics are not available for county criminal traffic. As a result, non-DUI criminal traffic and DUI dispositions are not included.

COUNTY CRIMINAL JURY TRIAL AND GUILTY DISPOSITION RATES*

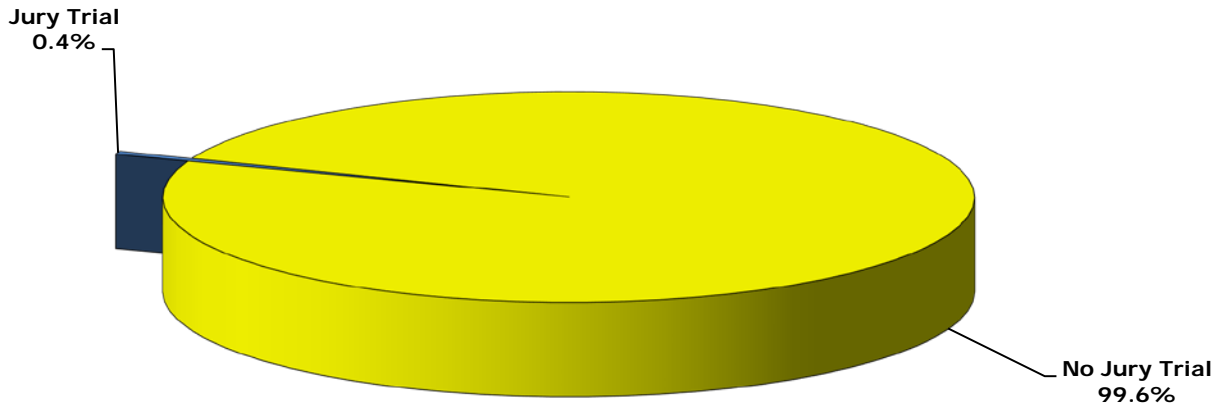
by Circuit
FY 2015-16

Circuit (Circuit Seat)	Jury Trials (includes Acquittal/ Dismissal, Pleas, and Convictions)	Total Dispositions	Jury Trial Rates	Guilty Dispositions (includes Total Pleas and Convictions)	Total Dispositions (excludes No Files, Transferred, and Other)	Guilty Disposition Rates
First (Pensacola)	45	12,794	0.4%	7,510	9,647	77.8%
Second (Tallahassee)	41	6,092	0.7%	3,310	3,977	83.2%
Third (Lake City)	12	2,859	0.4%	1,724	2,306	74.8%
Fourth (Jacksonville)	42	21,085	0.2%	17,186	18,056	95.2%
Fifth (Tavares)	17	10,564	0.2%	7,316	7,729	94.7%
Sixth (Clearwater)	100	29,124	0.3%	15,023	16,459	91.3%
Seventh (Daytona Beach)	30	24,950	0.1%	14,382	18,458	77.9%
Eighth (Gainesville)	28	8,066	0.3%	3,323	4,676	71.1%
Ninth (Orlando)	148	26,459	0.6%	13,876	18,481	75.1%
Tenth (Bartow)	95	13,736	0.7%	8,006	10,680	75.0%
Eleventh (Miami-Dade)	183	17,656	1.0%	8,966	14,628	61.3%
Twelfth (Sarasota)	21	9,569	0.2%	5,677	6,263	90.6%
Thirteenth (Tampa)	92	16,800	0.5%	10,153	14,132	71.8%
Fourteenth (Panama City)	4	7,941	0.1%	4,751	4,892	97.1%
Fifteenth (West Palm Beach)	121	22,793	0.5%	8,464	9,650	87.7%
Sixteenth (Key West)	11	1,675	0.7%	1,415	1,451	97.5%
Seventeenth (Ft. Lauderdale)	105	20,404	0.5%	12,944	13,950	92.8%
Eighteenth (Sanford)	112	19,108	0.6%	10,981	14,919	73.6%
Nineteenth (Ft. Pierce)	50	10,300	0.5%	7,089	8,776	80.8%
Twentieth (Ft. Myers)	95	19,209	0.5%	11,540	14,013	82.4%
Total	1,352	301,184	0.4%	173,636	213,143	81.5%

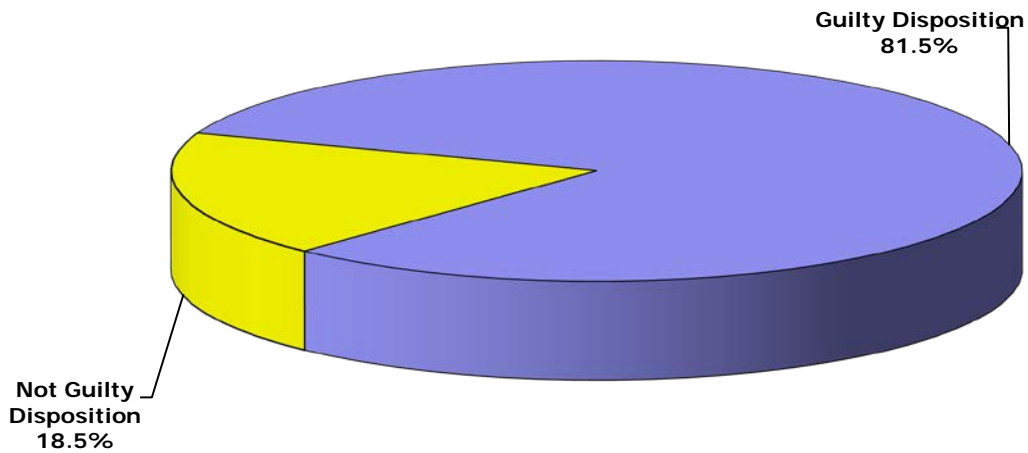
*Jury trial and guilty disposition rates are not intended as a measure of efficiency of the judiciary, state attorneys, or public defenders. In addition, detail jury trial statistics are not available for county criminal traffic. As a result, non-DUI criminal traffic and DUI dispositions are not included.

County Criminal ♦ Dispositions

**COUNTY CRIMINAL JURY TRIAL RATE*
FY 2015-16**



**COUNTY CRIMINAL GUILTY DISPOSITION RATE*
FY 2015-16**



*Detail jury trial and guilty disposition rate are not available for county criminal traffic. As a result, non-DUI criminal traffic and DUI dispositions are not included.

The County Criminal division also includes other statistics such as clearance rates, reopenings, bond hearings, adversary preliminary hearings, probation revocation hearings, and post conviction relief motions. **These data are provided by the 67 clerks of court. However, special proceedings data is not audited for accuracy by the OSCA.**

Clearance Rates - The clearance rate is a useful measure of the responsiveness of a court to the demand for services, and is nationally recognized as a measure of court performance. The rate is determined by dividing the total number of cases *disposed* by the total number of cases *filed* during a specific time period. If a court received 1,000 new cases a month and disposed of 900 cases within the same month, the clearance rate for that month would be 90%. A 100% clearance rate means that a court is disposing of at least as many cases as have been filed during the reporting period. Thus, where clearance rates exceed 100%, those circuits are actually disposing of cases more quickly than cases are being filed for the period in question.

Reopenings - A reopening occurs when a case that has previously been reported as disposed is resubmitted to the court through a motion or petition.

Bond Hearings - A bond hearing is a proceeding in which a judge considers a defendant's pretrial release status for the purpose of setting or modifying bond or other pretrial release status.

Adversary Preliminary Hearings - An adversary preliminary hearing is a proceeding in which a judge considers evidence presented to determine whether there is sufficient cause to hold the accused for trial.

Probation Revocation Hearings - A probation revocation hearing is a proceeding in which a judge determines whether a defendant's probation should be modified or revoked following an alleged violation.

Post Conviction Relief Motions - A post conviction relief motion is a motion to vacate, set aside, or correct a sentence pursuant to rule 3.850, Florida Rules of Criminal Procedure.

County Criminal ♦ Other Statistics

**COUNTY CRIMINAL CLEARANCE RATES
by Circuit
FY 2015-16**

Circuit	Filings	Dispositions	Clearance Rates
1	24,285	24,245	99.8%
2	10,281	10,281	100.0%
3	5,480	5,259	96.0%
4	41,757	41,511	99.4%
5	20,590	20,427	99.2%
6	46,429	45,773	98.6%
7	35,189	36,276	103.1%
8	12,496	12,532	100.3%
9	43,905	44,319	100.9%
10	22,275	22,414	100.6%
11	80,131	81,776	102.1%
12	18,980	18,599	98.0%
13	43,883	44,199	100.7%
14	13,664	13,643	99.8%
15	54,586	55,768	102.2%
16	3,495	2,541	72.7%
17	37,719	40,325	106.9%
18	28,941	29,918	103.4%
19	17,876	18,186	101.7%
20	37,987	37,655	99.1%
Total	599,949	605,647	100.9%

COUNTY CRIMINAL SPECIAL PROCEEDINGS
by Circuit
FY 2015-16

Circuit	Reopenings	Bond Hearings	Adversary Preliminary Hearings	Probation Revocation Hearings	Post Conviction Relief Motions	Total
1	1,233	26	0	2,943	106	4,308
2	711	17	0	687	0	1,415
3	211	2	0	692	5	910
4	839	2,213	0	3,203	106	6,361
5	1,284	21	0	2,288	5	3,598
6	638	2,205	0	1,842	21	4,706
7	974	21	1	2,686	6	3,688
8	1,027	126	0	1,108	2	2,263
9	1,711	53	0	331	2	2,097
10	2,079	146	0	1,889	24	4,138
11	215	53	0	502	63	833
12	891	0	0	1,478	5	2,374
13	430	436	0	526	11	1,403
14	709	1	0	951	2	1,663
15	5,149	73	0	975	8	6,205
16	0	14	0	10	0	24
17	849	8	0	704	0	1,561
18	2,171	1,024	1	1,213	15	4,424
19	1,482	37	0	1,631	4	3,154
20	1,581	405	0	3,414	97	5,497
Total	24,184	6,881	2	29,073	482	60,622