

**County Civil ♦ Overview**

The County Civil division includes the following five categories of civil cases: small claims (up to \$5,000), county civil (\$5,001 to \$15,000), other county civil, evictions, and civil traffic infractions. Within these categories are the following case types:

**Small Claims (up to \$5,000)** - small claims (up to \$5,000)

**County Civil (\$5,001 to \$15,000)** - county civil (\$5,001 to \$15,000)

**Other County Civil** - replevins and other county civil (examples of other county civil cases include: non-monetary equity matters, control of animals, interred bodies, injunctive relief, declaratory judgments, and other similar events)

**Evictions** - evictions

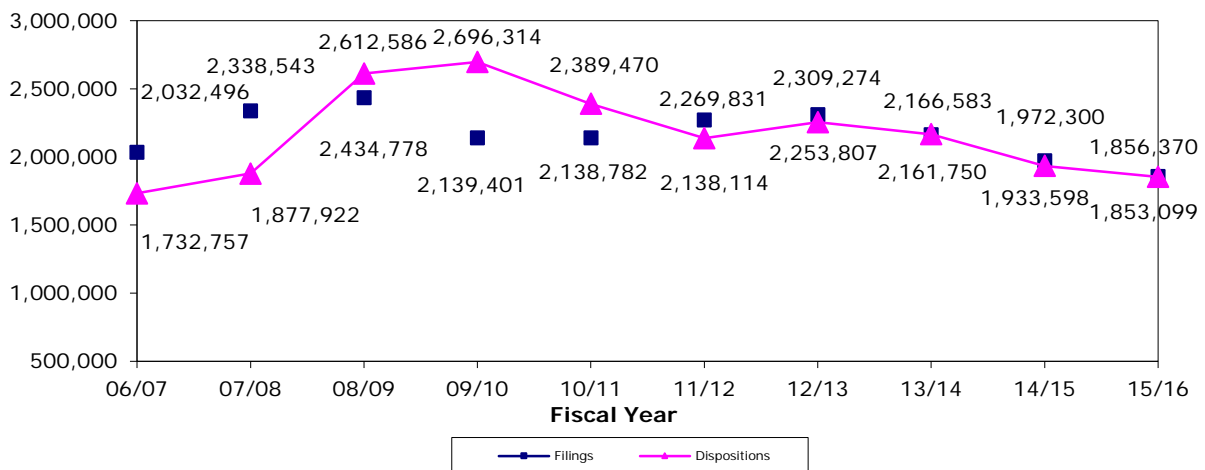
**Civil Traffic Infractions** - civil traffic infractions

The Summary Reporting System does not directly capture civil traffic cases. These data are reported independently by clerks of court to the Florida Court Clerks and Comptrollers (FCCC). The FCCC then provides these data to the Office of the State Courts Administrator. In addition, most civil traffic cases are disposed by the payment of a fine and do not require judicial involvement. Thus, the reported civil traffic statistics have been adjusted to exclude non-judicial cases.

In the County Civil division, *filings* correspond to each complaint or petition filed.

*Dispositions* correspond to each complaint or petition disposed. *Jury trials* are defined as trials in which a group of citizens is impaneled, selected, and sworn to determine the issues of fact in a case.

**COUNTY CIVIL FILINGS AND DISPOSITIONS\*  
FY 2006-07 to FY 2015-16**



\*In fiscal year 2008-09, the increase in county court filings and dispositions is attributed to a refinement in the methodology used to calculate civil traffic infraction activity.

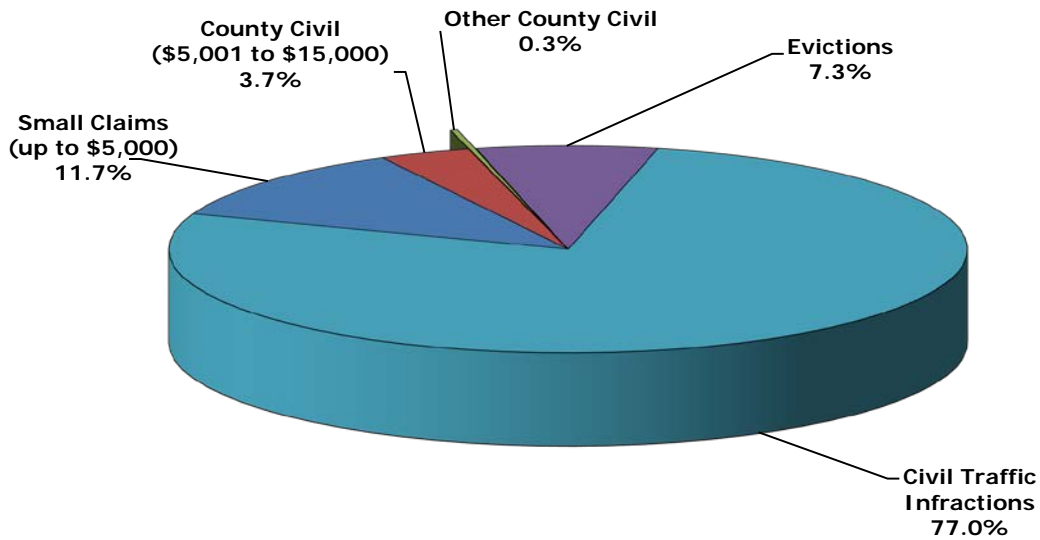
**COUNTY CIVIL FILINGS**  
**Statewide by Category/Case Type and Month**  
**FY 2015-16**

Category/ Case Type	Jul	Aug	Sep	Oct	Nov	Dec	Jan	Feb	Mar	Apr	May	Jun	Total
<b>A. Small Claims (up to \$5,000)</b>	17,716	18,779	18,520	17,547	16,081	17,724	16,869	19,219	21,145	15,527	17,695	21,184	218,006
1. Small Claims (up to \$5,000)	17,716	18,779	18,520	17,547	16,081	17,724	16,869	19,219	21,145	15,527	17,695	21,184	218,006
<b>B. County Civil (\$5,001 to \$15,000)</b>	6,272	5,302	4,746	5,682	5,406	5,796	5,081	5,771	7,193	4,991	5,838	6,504	68,582
1. County Civil (\$5,001 to \$15,000)	6,272	5,302	4,746	5,682	5,406	5,796	5,081	5,771	7,193	4,991	5,838	6,504	68,582
<b>C. Other County Civil</b>	506	523	440	465	426	424	388	554	537	479	491	460	5,693
1. Replevins	178	202	210	191	181	170	131	203	181	195	139	165	2,146
2. Other County Civil	328	321	230	274	245	254	257	351	356	284	352	295	3,547
<b>D. Evictions</b>	13,190	12,003	12,301	12,695	9,995	11,537	11,952	10,138	9,624	9,784	10,892	12,009	136,120
1. Evictions	13,190	12,003	12,301	12,695	9,995	11,537	11,952	10,138	9,624	9,784	10,892	12,009	136,120
<b>E. Civil Traffic Infractions*</b>	128,932	128,539	125,888	131,350	122,832	105,374	117,096	112,969	125,902	115,657	113,523	99,907	1,427,969
1. Civil Traffic Infractions*	128,932	128,539	125,888	131,350	122,832	105,374	117,096	112,969	125,902	115,657	113,523	99,907	1,427,969
<b>Total</b>	<b>166,616</b>	<b>165,146</b>	<b>161,895</b>	<b>167,739</b>	<b>154,740</b>	<b>140,855</b>	<b>151,386</b>	<b>148,651</b>	<b>164,401</b>	<b>146,438</b>	<b>148,439</b>	<b>140,064</b>	<b>1,856,370</b>

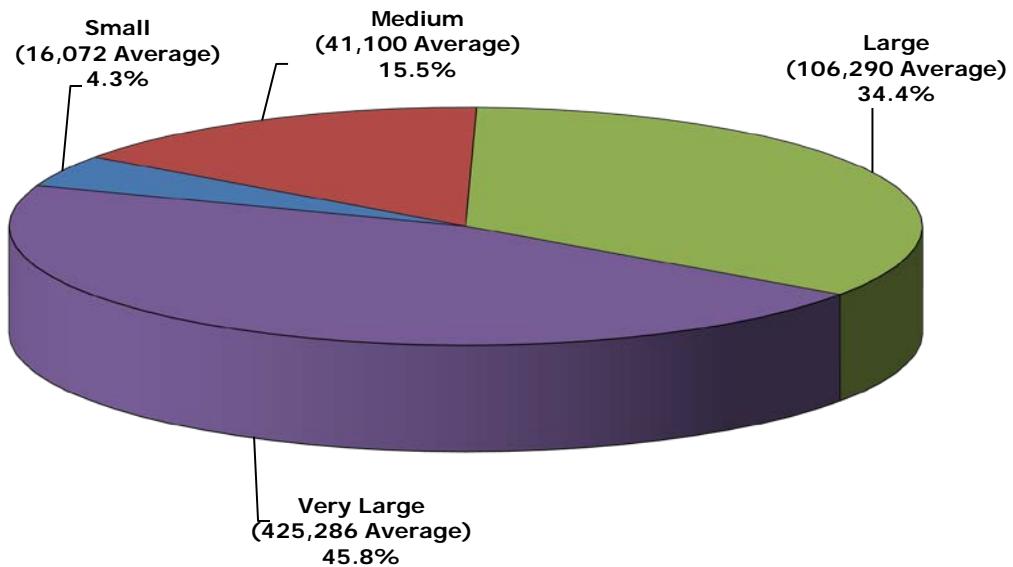
\*These data do not include all civil traffic infractions reported to the Florida Court Clerks and Comptrollers by the clerks of court. They only represent those civil traffic infraction filings presided over by a judge or hearing officer.

**County Civil ♦ Filings**

**COUNTY CIVIL FILINGS  
by Category  
FY 2015-16**



**COUNTY CIVIL FILINGS  
by Circuit Size\*  
FY 2015-16**



\*Small Circuits - 2nd, 3rd, 8th, 14th, 16th;  
 Medium Circuits - 1st, 5th, 7th, 10th, 12th, 18th, 19th;  
 Large Circuits - 4th, 6th, 9th, 13th, 15th, 20th; and  
 Very Large Circuits - 11th, 17th (as defined in the Glossary).

**COUNTY CIVIL FILINGS**  
**by Circuit and Case Type**  
**FY 2015-16**

Circuit	Small Claims (up to \$5,000)	County Civil (\$5,001 to \$15,000)	Replevins	Other County Civil	Evictions	Civil Traffic Infractions*	Total
1	4,855	1,444	87	64	3,305	16,016	25,771
2	2,869	714	57	17	3,379	14,771	21,807
3	1,559	345	59	68	723	10,079	12,833
4	7,953	3,235	106	55	13,228	111,021	135,598
5	7,831	2,854	172	162	4,245	27,540	42,804
6	15,971	4,347	105	399	8,972	38,596	68,390
7	5,051	2,151	163	92	4,742	42,010	54,209
8	2,708	739	95	13	2,034	20,022	25,611
9	21,306	5,200	149	87	12,913	81,232	120,887
10	6,475	2,316	126	37	4,839	18,276	32,069
11	41,046	14,244	29	1,291	20,563	516,386	593,559
12	6,023	1,773	215	167	3,467	24,194	35,839
13	22,470	5,236	93	243	12,015	54,171	94,228
14	1,599	581	34	6	1,830	8,258	12,308
15	11,321	4,485	187	250	8,784	125,223	150,250
16	804	249	3	15	370	6,358	7,799
17	37,732	10,782	78	280	17,770	190,371	257,013
18	8,101	2,675	104	87	5,256	46,488	62,711
19	3,852	1,573	176	78	3,040	25,578	34,297
20	8,480	3,639	108	136	4,645	51,379	68,387
<b>Total</b>	<b>218,006</b>	<b>68,582</b>	<b>2,146</b>	<b>3,547</b>	<b>136,120</b>	<b>1,427,969</b>	<b>1,856,370</b>

\*These civil traffic infractions include all data reported to the Florida Court Clerks and Comptrollers by the clerks of court.

**County Civil ◆ Filings**

**COUNTY CIVIL FILINGS  
by Circuit/County and Category  
FY 2015-16**

<b>Circuit/County</b>	<b>Small Claims (up to \$5,000)</b>	<b>County Civil (\$5,001 to \$15,000)</b>	<b>Other County Civil</b>	<b>Evictions</b>	<b>Civil Traffic Infractions*</b>	<b>Total</b>
<b>Circuit 1</b>	<b>4,855</b>	<b>1,444</b>	<b>151</b>	<b>3,305</b>	<b>16,016</b>	<b>25,771</b>
Escambia	2,129	597	73	1,701	4,322	8,822
Okaloosa	1,274	390	46	1,018	3,979	6,707
Santa Rosa	937	315	15	367	6,317	7,951
Walton	515	142	17	219	1,398	2,291
<b>Circuit 2</b>	<b>2,869</b>	<b>714</b>	<b>74</b>	<b>3,379</b>	<b>14,771</b>	<b>21,807</b>
Franklin	33	0	17	27	379	456
Gadsden	269	45	38	137	2,891	3,380
Jefferson	78	28	1	17	1,097	1,221
Leon	2,316	571	16	3,114	8,956	14,973
Liberty	36	15	0	22	222	295
Wakulla	137	55	2	62	1,226	1,482
<b>Circuit 3</b>	<b>1,559</b>	<b>345</b>	<b>127</b>	<b>723</b>	<b>10,079</b>	<b>12,833</b>
Columbia	650	177	24	395	3,074	4,320
Dixie	72	0	38	44	748	902
Hamilton	152	0	16	44	1,469	1,681
Lafayette	32	0	8	9	299	348
Madison	156	28	10	25	3,177	3,396
Suwannee	413	111	10	136	681	1,351
Taylor	84	29	21	70	631	835
<b>Circuit 4</b>	<b>7,953</b>	<b>3,235</b>	<b>161</b>	<b>13,228</b>	<b>111,021</b>	<b>135,598</b>
Clay	1,008	496	14	810	9,784	12,112
Duval	6,563	2,595	122	12,205	98,527	120,012
Nassau	382	144	25	213	2,710	3,474

**COUNTY CIVIL FILINGS**  
**by Circuit/County and Category**  
**FY 2015-16**

Circuit/County	Small Claims (up to \$5,000)	County Civil (\$5,001 to \$15,000)	Other County Civil	Evictions	Civil Traffic Infractions*	Total
<b>Circuit 5</b>	<b>7,831</b>	<b>2,854</b>	<b>334</b>	<b>4,245</b>	<b>27,540</b>	<b>42,804</b>
Citrus	1,056	403	35	407	1,354	3,255
Hernando	1,941	688	89	641	6,715	10,074
Lake	1,539	738	64	1,453	11,959	15,753
Marion	3,001	913	140	1,563	4,416	10,033
Sumter	294	112	6	181	3,096	3,689
<b>Circuit 6</b>	<b>15,971</b>	<b>4,347</b>	<b>504</b>	<b>8,972</b>	<b>38,596</b>	<b>68,390</b>
Pasco	3,099	1,451	347	2,675	12,533	20,105
Pinellas	12,872	2,896	157	6,297	26,063	48,285
<b>Circuit 7</b>	<b>5,051</b>	<b>2,151</b>	<b>255</b>	<b>4,742</b>	<b>42,010</b>	<b>54,209</b>
Flagler	493	222	7	338	39	1,099
Putnam	337	115	77	468	1,366	2,363
St. Johns	798	513	77	464	6,323	8,175
Volusia	3,423	1,301	94	3,472	34,282	42,572
<b>Circuit 8</b>	<b>2,708</b>	<b>739</b>	<b>108</b>	<b>2,034</b>	<b>20,022</b>	<b>25,611</b>
Alachua	1,920	527	56	1,657	14,701	18,861
Baker	121	46	17	65	1,127	1,376
Bradford	279	33	15	107	2,245	2,679
Gilchrist	92	30	0	32	368	522
Levy	234	78	16	123	1,202	1,653
Union	62	25	4	50	379	520
<b>Circuit 9</b>	<b>21,306</b>	<b>5,200</b>	<b>236</b>	<b>12,913</b>	<b>81,232</b>	<b>120,887</b>
Orange	18,537	4,177	160	11,346	61,862	96,082
Osceola	2,769	1,023	76	1,567	19,370	24,805

**County Civil ◆ Filings**

**COUNTY CIVIL FILINGS  
by Circuit/County and Category  
FY 2015-16**

<b>Circuit/County</b>	<b>Small Claims (up to \$5,000)</b>	<b>County Civil (\$5,001 to \$15,000)</b>	<b>Other County Civil</b>	<b>Evictions</b>	<b>Civil Traffic Infractions*</b>	<b>Total</b>
<b>Circuit 10</b>	<b>6,475</b>	<b>2,316</b>	<b>163</b>	<b>4,839</b>	<b>18,276</b>	<b>32,069</b>
Hardee	89	52	6	90	2,968	3,205
Highlands	724	253	1	471	1,663	3,112
Polk	5,662	2,011	156	4,278	13,645	25,752
<b>Circuit 11</b>	<b>41,046</b>	<b>14,244</b>	<b>1,320</b>	<b>20,563</b>	<b>516,386</b>	<b>593,559</b>
Miami-Dade	41,046	14,244	1,320	20,563	516,386	593,559
<b>Circuit 12</b>	<b>6,023</b>	<b>1,773</b>	<b>382</b>	<b>3,467</b>	<b>24,194</b>	<b>35,839</b>
Desoto	187	61	39	130	655	1,072
Manatee	1,664	757	188	1,929	5,986	10,524
Sarasota	4,172	955	155	1,408	17,553	24,243
<b>Circuit 13</b>	<b>22,470</b>	<b>5,236</b>	<b>336</b>	<b>12,015</b>	<b>54,171</b>	<b>94,228</b>
Hillsborough	22,470	5,236	336	12,015	54,171	94,228
<b>Circuit 14</b>	<b>1,599</b>	<b>581</b>	<b>40</b>	<b>1,830</b>	<b>8,258</b>	<b>12,308</b>
Bay	919	381	17	1,526	5,489	8,332
Calhoun	81	27	4	35	389	536
Gulf	62	21	1	32	198	314
Holmes	94	43	3	64	302	506
Jackson	348	78	4	114	1,484	2,028
Washington	95	31	11	59	396	592
<b>Circuit 15</b>	<b>11,321</b>	<b>4,485</b>	<b>437</b>	<b>8,784</b>	<b>125,223</b>	<b>150,250</b>
Palm Beach	11,321	4,485	437	8,784	125,223	150,250
<b>Circuit 16</b>	<b>804</b>	<b>249</b>	<b>18</b>	<b>370</b>	<b>6,358</b>	<b>7,799</b>
Monroe	804	249	18	370	6358	7,799

**COUNTY CIVIL FILINGS**  
**by Circuit/County and Category**  
**FY 2015-16**

Circuit/County	Small Claims (up to \$5,000)	County Civil (\$5,001 to \$15,000)	Other County Civil	Evictions	Civil Traffic Infractions*	Total
<b>Circuit 17</b>	<b>37,732</b>	<b>10,782</b>	<b>358</b>	<b>17,770</b>	<b>190,371</b>	<b>257,013</b>
Broward	37,732	10,782	358	17,770	190,371	257,013
<b>Circuit 18</b>	<b>8,101</b>	<b>2,675</b>	<b>191</b>	<b>5,256</b>	<b>46,488</b>	<b>62,711</b>
Brevard	3,578	1,433	35	2,724	13,659	21,429
Seminole	4,523	1,242	156	2,532	32,829	41,282
<b>Circuit 19</b>	<b>3,852</b>	<b>1,573</b>	<b>254</b>	<b>3,040</b>	<b>25,578</b>	<b>34,297</b>
Indian River	993	329	103	691	4,464	6,580
Martin	728	366	24	421	7,547	9,086
Okeechobee	169	52	7	149	1,178	1,555
St. Lucie	1,962	826	120	1,779	12,389	17,076
<b>Circuit 20</b>	<b>8,480</b>	<b>3,639</b>	<b>244</b>	<b>4,645</b>	<b>51,379</b>	<b>68,387</b>
Charlotte	1,247	436	79	546	3,834	6,142
Collier	2,195	1,043	12	992	11,836	16,078
Glades	20	10	0	41	1,811	1,882
Hendry	190	91	0	158	2,249	2,688
Lee	4,828	2,059	153	2,908	31,649	41,597
<b>Total</b>	<b>218,006</b>	<b>68,582</b>	<b>5,693</b>	<b>136,120</b>	<b>1,427,969</b>	<b>1,856,370</b>

\*These civil traffic infractions include all data reported to the Florida Court Clerks and Comptrollers by the clerks of court.



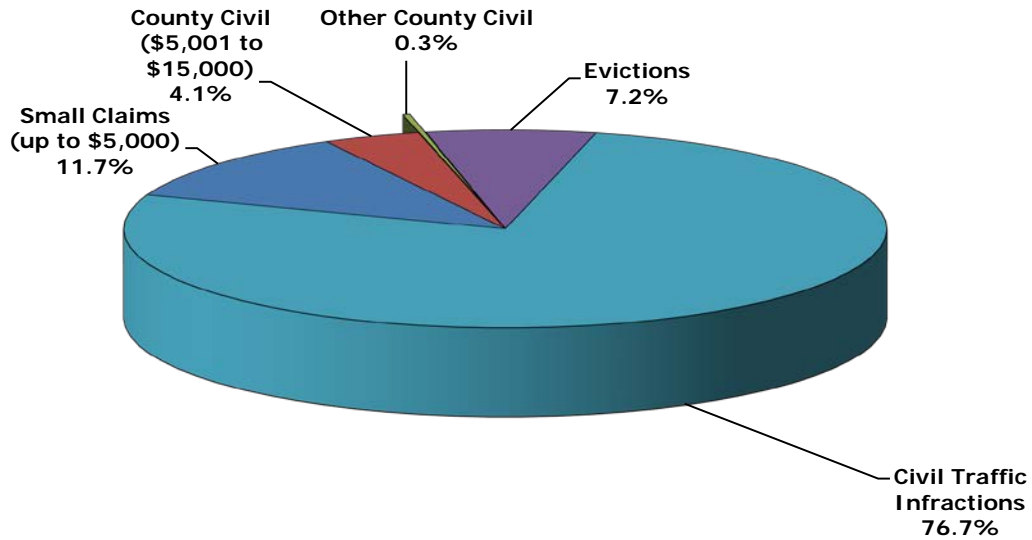
**County Civil ♦ Dispositions**

**COUNTY CIVIL DISPOSITIONS**  
**Statewide by Category/Case Type and Month**  
**FY 2015-16**

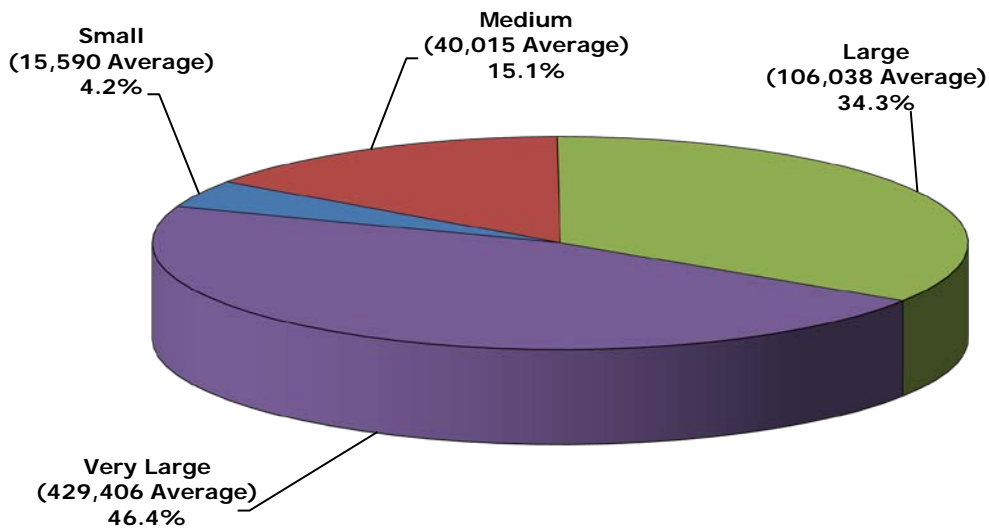
Category/ Case Type	Jul	Aug	Sep	Oct	Nov	Dec	Jan	Feb	Mar	Apr	May	Jun	Total
<b>A. Small Claims (up to \$5,000)</b>	20,527	19,023	19,571	17,998	18,410	15,814	15,793	19,960	17,983	17,110	17,329	16,696	216,214
1. Small Claims (up to \$5,000)	20,527	19,023	19,571	17,998	18,410	15,814	15,793	19,960	17,983	17,110	17,329	16,696	216,214
<b>B. County Civil (\$5,001 to \$15,000)</b>	6,622	7,124	6,874	6,983	5,858	6,072	6,022	6,066	6,301	6,403	5,941	6,090	76,356
1. County Civil (\$5,001 to \$15,000)	6,622	7,124	6,874	6,983	5,858	6,072	6,022	6,066	6,301	6,403	5,941	6,090	76,356
<b>C. Other County Civil</b>	511	409	494	524	432	441	408	417	534	611	510	460	5,751
1. Replevins	169	168	205	168	139	198	148	156	204	137	176	135	2,003
2. Other County Civil	342	241	289	356	293	243	260	261	330	474	334	325	3,748
<b>D. Evictions</b>	12,325	11,795	11,087	12,627	9,526	10,887	11,610	12,460	10,380	8,771	9,762	11,653	132,883
1. Evictions	12,325	11,795	11,087	12,627	9,526	10,887	11,610	12,460	10,380	8,771	9,762	11,653	132,883
<b>E. Civil Traffic Infractions*</b>	132,141	119,194	117,777	123,204	98,699	108,895	107,365	124,121	131,781	122,232	117,821	118,665	1,421,895
1. Civil Traffic Infractions*	132,141	119,194	117,777	123,204	98,699	108,895	107,365	124,121	131,781	122,232	117,821	118,665	1,421,895
<b>Total</b>	<b>172,126</b>	<b>157,545</b>	<b>155,803</b>	<b>161,336</b>	<b>132,925</b>	<b>142,109</b>	<b>141,198</b>	<b>163,024</b>	<b>166,979</b>	<b>155,127</b>	<b>151,363</b>	<b>153,564</b>	<b>1,853,099</b>

\*These data do not include all civil traffic infractions reported to the Florida Court Clerks and Comptrollers by the clerks of court. They only represent those civil traffic infraction dispositions presided over by a judge or hearing officer.

**COUNTY CIVIL DISPOSITIONS  
by Category  
FY 2015-16**



**COUNTY CIVIL DISPOSITIONS  
by Circuit Size\*  
FY 2015-16**



\*Small Circuits - 2nd, 3rd, 8th, 14th, 16th;  
 Medium Circuits - 1st, 5th, 7th, 10th, 12th, 18th, 19th;  
 Large Circuits - 4th, 6th, 9th, 13th, 15th, 20th; and  
 Very Large Circuits - 11th, 17th (as defined in the Glossary).

**County Civil ♦ Dispositions**

**COUNTY CIVIL DISPOSITIONS  
by Circuit and Case Type  
FY 2015-16**

Circuit	Small Claims (up to \$5,000)	County Civil (\$5,001 to \$15,000)	Replevins	Other County Civil	Evictions	Civil Traffic Infractions*	Total
1	4,694	1,558	70	50	3,208	14,091	23,671
2	2,727	726	36	19	3,099	13,904	20,511
3	1,494	423	58	49	735	9,827	12,586
4	7,930	3,658	98	58	12,699	117,633	142,076
5	6,239	2,131	128	94	3,610	28,628	40,830
6	13,987	4,435	99	635	9,375	38,270	66,801
7	5,433	2,446	130	85	5,044	41,914	55,052
8	3,033	831	71	16	2,434	18,900	25,285
9	18,590	5,162	197	64	13,093	82,414	119,520
10	6,284	2,099	138	47	4,430	18,095	31,093
11	42,069	20,185	81	1,427	18,603	512,841	595,206
12	5,787	2,053	156	139	3,235	24,096	35,466
13	20,810	5,250	97	261	11,867	54,242	92,527
14	1,448	487	28	3	1,578	8,261	11,805
15	14,059	6,006	179	118	9,281	117,587	147,230
16	708	229	3	9	349	6,467	7,765
17	40,158	10,844	85	449	18,255	193,815	263,606
18	7,465	2,592	85	39	4,994	44,986	60,161
19	4,279	1,629	153	64	2,437	25,273	33,835
20	9,020	3,612	111	122	4,557	50,651	68,073
<b>Total</b>	<b>216,214</b>	<b>76,356</b>	<b>2,003</b>	<b>3,748</b>	<b>132,883</b>	<b>1,421,895</b>	<b>1,853,099</b>

\*These data do not include all civil traffic infractions reported to the Florida Court Clerks and Comptrollers by the clerks of court. They only represent those civil traffic infraction dispositions presided over by a judge or hearing officer.

**COUNTY CIVIL DISPOSITIONS**  
**by Circuit/County and Category**  
**FY 2015-16**

Circuit/County	Small Claims (up to \$5,000)	County Civil (\$5,001 to \$15,000)	Other County Civil	Evictions	Civil Traffic Infractions*	Total
<b>Circuit 1</b>	<b>4,694</b>	<b>1,558</b>	<b>120</b>	<b>3,208</b>	<b>14,091</b>	<b>23,671</b>
Escambia	1,930	693	67	1,644	4,314	8,648
Okaloosa	1,472	415	21	1,010	3,948	6,866
Santa Rosa	830	324	18	365	4,903	6,440
Walton	462	126	14	189	926	1,717
<b>Circuit 2</b>	<b>2,727</b>	<b>726</b>	<b>55</b>	<b>3,099</b>	<b>13,904</b>	<b>20,511</b>
Franklin	33	0	17	19	291	360
Gadsden	298	59	22	88	2,658	3,125
Jefferson	34	12	0	12	954	1,012
Leon	2,231	600	15	2,938	8,982	14,766
Liberty	20	3	0	8	255	286
Wakulla	111	52	1	34	764	962
<b>Circuit 3</b>	<b>1,494</b>	<b>423</b>	<b>107</b>	<b>735</b>	<b>9,827</b>	<b>12,586</b>
Columbia	641	229	28	489	2,227	3,614
Dixie	59	0	27	23	746	855
Hamilton	175	0	12	42	2,787	3,016
Lafayette	3	0	0	0	297	300
Madison	95	22	2	0	2,453	2,572
Suwannee	439	146	12	124	692	1,413
Taylor	82	26	26	57	625	816
<b>Circuit 4</b>	<b>7,930</b>	<b>3,658</b>	<b>156</b>	<b>12,699</b>	<b>117,633</b>	<b>142,076</b>
Clay	1,017	467	18	721	9,853	12,076
Duval	6,493	3,031	119	11,827	105,711	127,181
Nassau	420	160	19	151	2,069	2,819

**County Civil ♦ Dispositions**

**COUNTY CIVIL DISPOSITIONS  
by Circuit/County and Category  
FY 2015-16**

<b>Circuit/County</b>	<b>Small Claims (up to \$5,000)</b>	<b>County Civil (\$5,001 to \$15,000)</b>	<b>Other County Civil</b>	<b>Evictions</b>	<b>Civil Traffic Infractions*</b>	<b>Total</b>
<b>Circuit 5</b>	<b>6,239</b>	<b>2,131</b>	<b>222</b>	<b>3,610</b>	<b>28,628</b>	<b>40,830</b>
Citrus	1,160	395	44	427	1,344	3,370
Hernando	1,311	446	54	479	8,853	11,143
Lake	1,679	707	42	1,392	11,882	15,702
Marion	1,830	466	80	1,182	4,331	7,889
Sumter	259	117	2	130	2,218	2,726
<b>Circuit 6</b>	<b>13,987</b>	<b>4,435</b>	<b>734</b>	<b>9,375</b>	<b>38,270</b>	<b>66,801</b>
Pasco	3,032	1,371	541	2,909	12,387	20,240
Pinellas	10,955	3,064	193	6,466	25,883	46,561
<b>Circuit 7</b>	<b>5,433</b>	<b>2,446</b>	<b>215</b>	<b>5,044</b>	<b>41,914</b>	<b>55,052</b>
Flagler	578	269	4	384	146	1,381
Putnam	407	145	50	484	1,356	2,442
St. Johns	961	575	65	468	6,396	8,465
Volusia	3,487	1,457	96	3,708	34,016	42,764
<b>Circuit 8</b>	<b>3,033</b>	<b>831</b>	<b>87</b>	<b>2,434</b>	<b>18,900</b>	<b>25,285</b>
Alachua	2,362	653	45	2,045	14,840	19,945
Baker	41	22	14	44	974	1,095
Bradford	274	37	13	166	1,166	1,656
Gilchrist	41	15	0	22	399	477
Levy	252	79	13	109	1,209	1,662
Union	63	25	2	48	312	450
<b>Circuit 9</b>	<b>18,590</b>	<b>5,162</b>	<b>261</b>	<b>13,093</b>	<b>82,414</b>	<b>119,520</b>
Orange	15,662	4,151	213	11,498	62,438	93,962
Osceola	2,928	1,011	48	1,595	19,976	25,558

**COUNTY CIVIL DISPOSITIONS**  
**by Circuit/County and Category**  
**FY 2015-16**

Circuit/County	Small Claims (up to \$5,000)	County Civil (\$5,001 to \$15,000)	Other County Civil	Evictions	Civil Traffic Infractions*	Total
<b>Circuit 10</b>	<b>6,284</b>	<b>2,099</b>	<b>185</b>	<b>4,430</b>	<b>18,095</b>	<b>31,093</b>
Hardee	84	42	3	58	2,971	3,158
Highlands	210	138	0	420	1,457	2,225
Polk	5,990	1,919	182	3,952	13,667	25,710
<b>Circuit 11</b>	<b>42,069</b>	<b>20,185</b>	<b>1,508</b>	<b>18,603</b>	<b>512,841</b>	<b>595,206</b>
Miami-Dade	42,069	20,185	1,508	18,603	512,841	595,206
<b>Circuit 12</b>	<b>5,787</b>	<b>2,053</b>	<b>295</b>	<b>3,235</b>	<b>24,096</b>	<b>35,466</b>
Desoto	151	47	31	132	644	1,005
Manatee	1,834	777	130	1,528	5,856	10,125
Sarasota	3,802	1,229	134	1,575	17,596	24,336
<b>Circuit 13</b>	<b>20,810</b>	<b>5,250</b>	<b>358</b>	<b>11,867</b>	<b>54,242</b>	<b>92,527</b>
Hillsborough	20,810	5,250	358	11,867	54,242	92,527
<b>Circuit 14</b>	<b>1,448</b>	<b>487</b>	<b>31</b>	<b>1,578</b>	<b>8,261</b>	<b>11,805</b>
Bay	898	364	21	1,408	5,447	8,138
Calhoun	13	0	0	1	542	556
Gulf	57	26	1	24	103	211
Holmes	113	37	2	66	302	520
Jackson	329	57	3	72	1,478	1,939
Washington	38	3	4	7	389	441
<b>Circuit 15</b>	<b>14,059</b>	<b>6,006</b>	<b>297</b>	<b>9,281</b>	<b>117,587</b>	<b>147,230</b>
Palm Beach	14,059	6,006	297	9,281	117,587	147,230
<b>Circuit 16</b>	<b>708</b>	<b>229</b>	<b>12</b>	<b>349</b>	<b>6,467</b>	<b>7,765</b>
Monroe	708	229	12	349	6,467	7,765

**County Civil ♦ Dispositions**

**COUNTY CIVIL DISPOSITIONS  
by Circuit/County and Category  
FY 2015-16**

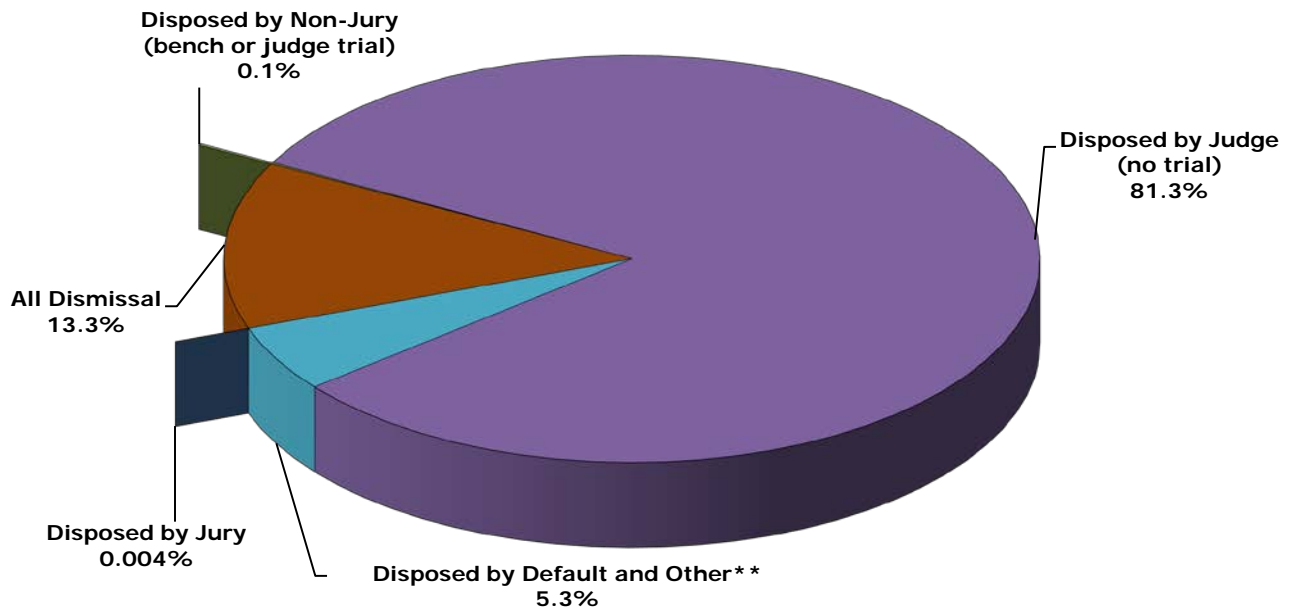
<b>Circuit/County</b>	<b>Small Claims (up to \$5,000)</b>	<b>County Civil (\$5,001 to \$15,000)</b>	<b>Other County Civil</b>	<b>Evictions</b>	<b>Civil Traffic Infractions*</b>	<b>Total</b>
<b>Circuit 17</b>	<b>40,158</b>	<b>10,844</b>	<b>534</b>	<b>18,255</b>	<b>193,815</b>	<b>263,606</b>
Broward	40,158	10,844	534	18,255	193,815	263,606
<b>Circuit 18</b>	<b>7,465</b>	<b>2,592</b>	<b>124</b>	<b>4,994</b>	<b>44,986</b>	<b>60,161</b>
Brevard	3,635	1,256	25	2,316	12,395	19,627
Seminole	3,830	1,336	99	2,678	32,591	40,534
<b>Circuit 19</b>	<b>4,279</b>	<b>1,629</b>	<b>217</b>	<b>2,437</b>	<b>25,273</b>	<b>33,835</b>
Indian River	985	318	90	172	4,104	5,669
Martin	876	472	15	426	7,525	9,314
Okeechobee	178	62	9	105	1,181	1,535
St. Lucie	2,240	777	103	1,734	12,463	17,317
<b>Circuit 20</b>	<b>9,020</b>	<b>3,612</b>	<b>233</b>	<b>4,557</b>	<b>50,651</b>	<b>68,073</b>
Charlotte	1,465	397	71	387	3,845	6,165
Collier	2,285	1,087	12	957	11,059	15,400
Glades	16	19	0	40	1,820	1,895
Hendry	202	70	0	164	2,242	2,678
Lee	5,052	2,039	150	3,009	31,685	41,935
<b>Total</b>	<b>216,214</b>	<b>76,356</b>	<b>5,751</b>	<b>132,883</b>	<b>1,421,895</b>	<b>1,853,099</b>

\*These data do not include all civil traffic infractions reported to the Florida Court Clerks and Comptrollers by the clerks of court. They only represent those civil traffic infraction dispositions presided over by a judge or hearing officer.

**COUNTY CIVIL DISPOSITIONS**  
**Statewide by Disposition Type and Case Type**  
**FY 2015-16**

Disposition Type	Small Claims (up to \$5,000)	County Civil (\$5,001 to \$15,000)	Replevins	Other County Civil	Evictions	Civil Traffic Infractions*	Total
A. Dismissed Before Hearing	61,858	35,159	449	1,581	29,979	0	129,026
B. Dismissed After Hearing	92,272	11,785	483	643	11,672	0	116,855
C. Disposed by Default	17,560	11,652	145	308	56,264	0	85,929
D. Disposed by Judge (no trial)	35,684	14,512	759	882	33,469	1,421,895	1,507,201
E. Disposed by Non-Jury	1,548	193	47	34	366	0	2,188
F. Disposed by Jury	34	17	0	0	17	0	68
G. Disposed by Other**	7,258	3,038	120	300	1,116	0	11,832
<b>Total</b>	<b>216,214</b>	<b>76,356</b>	<b>2,003</b>	<b>3,748</b>	<b>132,883</b>	<b>1,421,895</b>	<b>1,853,099</b>

**COUNTY CIVIL DISPOSITIONS**  
**by Disposition Type**  
**FY 2015-16**



\*These data do not include all civil traffic infractions reported to the Florida Court Clerks and Comptrollers by the clerks of court. They only represent those civil traffic infraction dispositions presided over by a judge or hearing officer.

\*\*The disposition type "Disposed by Other" is used to report cases as disposed when they are: consolidated into a primary case, transferred or have a change of venue, disposed upon estreatment of a bond, or similar matters.



**County Civil ♦ Dispositions**

**COUNTY CIVIL JURY TRIAL RATES\***  
**by Circuit**  
**FY 2015-16**

Circuit (Circuit Seat)	Disposed by Jury	Total Dispositions	Jury Trial Rate
First (Pensacola)	5	9,580	0.1%
Second (Tallahassee)	1	6,607	0.0%
Third (Lake City)	0	2,759	0.0%
Fourth (Jacksonville)	3	24,443	0.0%
Fifth (Tavares)	0	12,202	0.0%
Sixth (Clearwater)	0	28,531	0.0%
Seventh (Daytona Beach)	0	13,138	0.0%
Eighth (Gainesville)	4	6,385	0.1%
Ninth (Orlando)	5	37,106	0.0%
Tenth (Bartow)	1	12,998	0.0%
Eleventh (Miami-Dade)	18	82,365	0.0%
Twelfth (Sarasota)	1	11,370	0.0%
Thirteenth (Tampa)	2	38,285	0.0%
Fourteenth (Panama City)	3	3,544	0.1%
Fifteenth (West Palm Beach)	0	29,643	0.0%
Sixteenth (Key West)	0	1,298	0.0%
Seventeenth (Ft. Lauderdale)	14	69,791	0.0%
Eighteenth (Sanford)	0	15,175	0.0%
Nineteenth (Ft. Pierce)	8	8,562	0.1%
Twentieth (Ft. Myers)	3	17,422	0.0%
<b>Total</b>	<b>68</b>	<b>431,204</b>	<b>0.0%</b>

\*\*Detail jury trial statistics are not available for county civil traffic. As a result, civil traffic infraction dispositions are not included.

The County Civil division also includes other statistics such as clearance rates and reopenings. **These data are provided by the 67 clerks of court. However, special proceedings data is not audited for accuracy by the OSCA.**

**Clearance Rates** - The clearance rate is a useful measure of the responsiveness of a court to the demand for services and is nationally recognized as a measure of court performance. The rate is determined by dividing the total number of cases *disposed* by the total number of cases *filed* during a specific time period. If a court received 1,000 new cases a month and disposed of 900 cases within the same month, the clearance rate for that month would be 90%. A 100% clearance rate means that a court is disposing of at least as many cases as have been filed during the reporting period. Thus, where clearance rates exceed 100%, those circuits are actually disposing of cases more quickly than cases are being filed for the period in question.

**Reopenings** - A reopening occurs when a case that has previously been reported as disposed is resubmitted to the court through a motion or petition.

**County Civil ◆ Other Statistics**

**COUNTY CIVIL CLEARANCE RATES  
by Circuit  
FY 2015-16**

Circuit	Filings	Dispositions	Clearance Rates
1	25,771	23,671	91.9%
2	21,807	20,511	94.1%
3	12,833	12,586	98.1%
4	135,598	142,076	104.8%
5	42,804	40,830	95.4%
6	68,390	66,801	97.7%
7	54,209	55,052	101.6%
8	25,611	25,285	98.7%
9	120,887	119,520	98.9%
10	32,069	31,093	97.0%
11	593,559	595,206	100.3%
12	35,839	35,466	99.0%
13	94,228	92,527	98.2%
14	12,308	11,805	95.9%
15	150,250	147,230	98.0%
16	7,799	7,765	99.6%
17	257,013	263,606	102.6%
18	62,711	60,161	95.9%
19	34,297	33,835	98.7%
20	68,387	68,073	99.5%
<b>Total</b>	<b>1,856,370</b>	<b>1,853,099</b>	<b>99.8%</b>

**COUNTY CIVIL SPECIAL PROCEEDINGS  
by Circuit  
FY 2015-16**

Circuit	Reopenings
1	3,398
2	2,316
3	466
4	3,096
5	5,657
6	5,758
7	3,854
8	2,606
9	11,293
10	5,598
11	25,429
12	4,103
13	11,749
14	971
15	9,156
16	96
17	25,122
18	6,766
19	3,251
20	5,803
<b>Total</b>	<b>136,488</b>