

Circuit Criminal ♦ Overview

The Circuit Criminal division includes the following five categories of felony offenses: capital murder, violent crimes, crimes against persons, crimes against property, and drug crimes. Within these categories are the following case types:

Capital Murder - capital murder offenses

Violent Crimes - non-capital murder (examples of non-capital murder cases include: negligent manslaughter, vehicular manslaughter, non-premeditated murder, commission of a felony which causes death, aggravated manslaughter, and other similar offenses) and sexual offenses

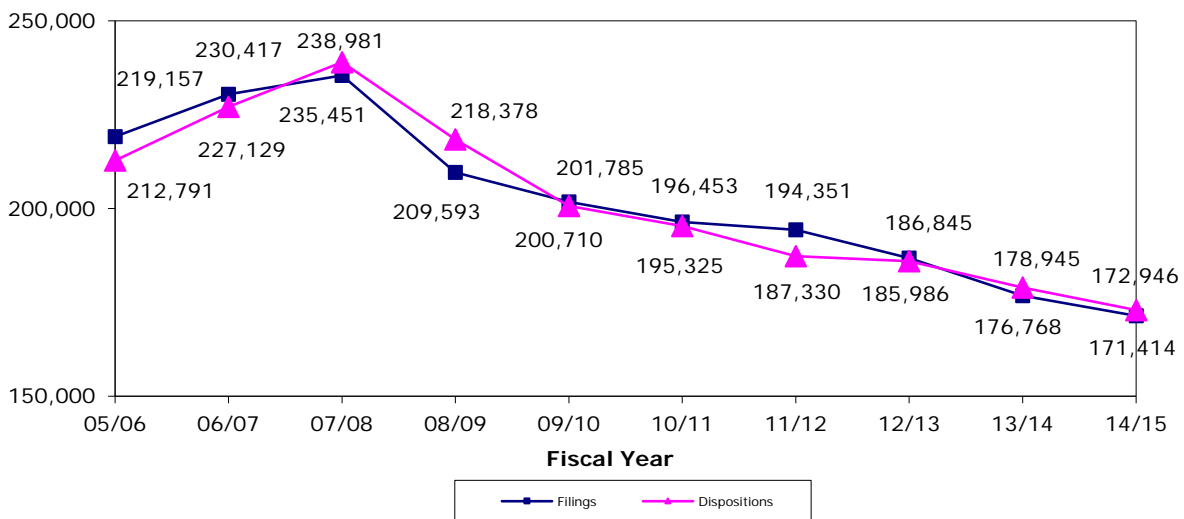
Crimes Against Persons - robbery and other crimes against persons

Crimes Against Property - burglary, theft, forgery, fraud, worthless checks, other crimes against property, and other felony offenses (examples of other felony offenses are: weapon charges, resisting arrest, contempt of court, failure to appear, accessory after the fact, and book-making)

Drug Crimes - drug offenses

In the Circuit Criminal division, *filings* correspond to each defendant against whom an information or indictment is filed. *Dispositions* correspond to each defendant for whom a final judicial decision is rendered terminating a criminal proceeding by an acquittal, a dismissal, or a judgment stating the specific sentence (in the case of a conviction). *Charges (counts)* are defined as each individual offense with which a defendant is accused. These charges (counts) are tied directly to each filing. *Jury trials* are defined as trials in which a group of citizens is impaneled, selected, and sworn to determine the issues of fact in a case.

CIRCUIT CRIMINAL FILINGS AND DISPOSITIONS*
FY 2005-06 to FY 2014-15

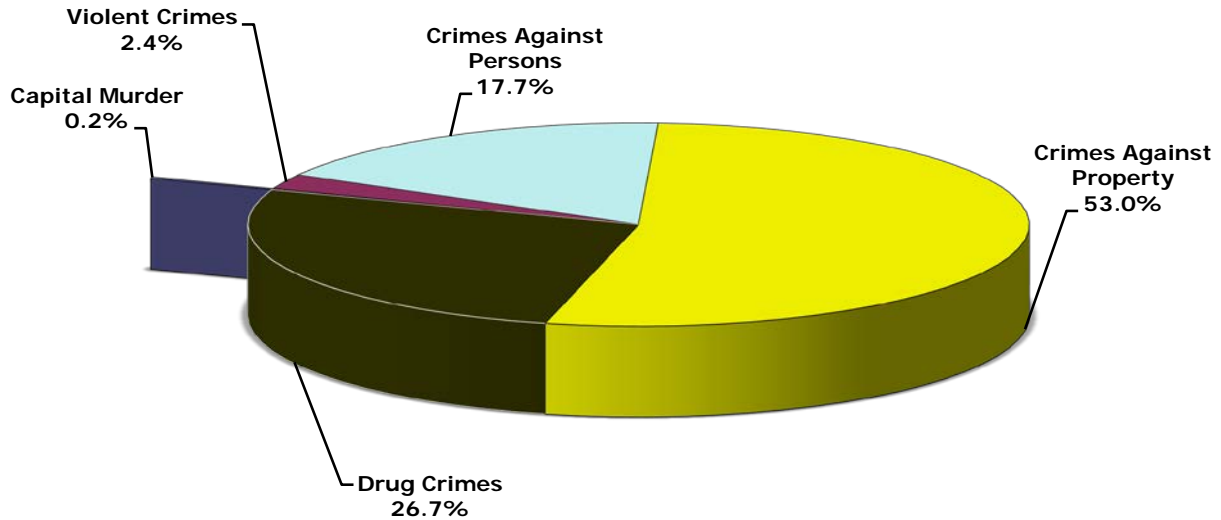


CIRCUIT CRIMINAL FILINGS
Statewide by Category/Case Type and Month
FY 2014-15

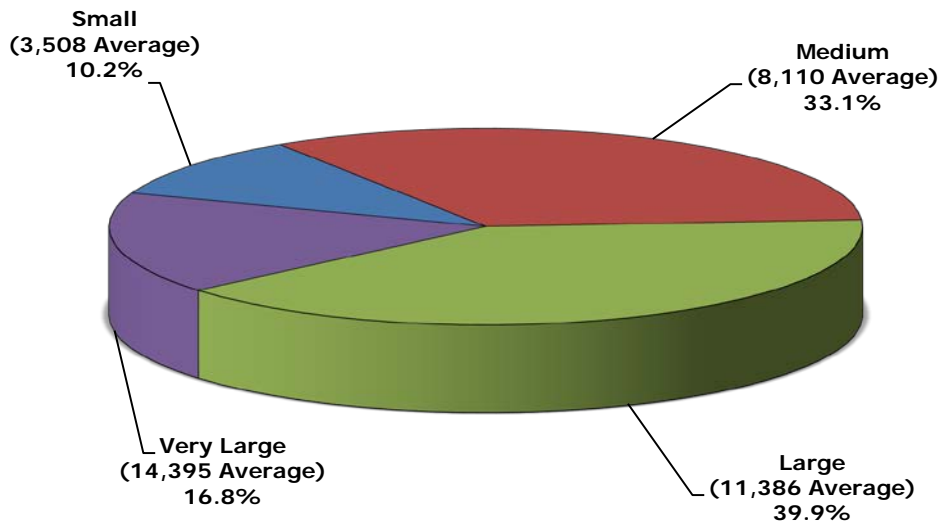
Category/ Case Type	Jul	Aug	Sep	Oct	Nov	Dec	Jan	Feb	Mar	Apr	May	Jun	Total
A. Capital Murder	47	43	26	21	26	20	21	31	23	31	22	30	341
1. Capital Murder	47	43	26	21	26	20	21	31	23	31	22	30	341
B. Violent Crimes	362	368	343	397	274	336	314	295	336	352	334	385	4,096
1. Non-Capital Murder	92	122	104	104	89	101	96	94	99	109	94	118	1,222
2. Sexual Offenses	270	246	239	293	185	235	218	201	237	243	240	267	2,874
C. Crimes Against Persons	2,821	2,456	2,446	2,658	2,149	2,416	2,576	2,457	2,471	2,512	2,493	2,800	30,255
1. Robbery	437	374	364	396	373	359	393	363	343	317	284	417	4,420
2. Other Crimes Against Persons	2,384	2,082	2,082	2,262	1,776	2,057	2,183	2,094	2,128	2,195	2,209	2,383	25,835
D. Crimes Against Property	8,539	7,654	7,702	8,489	6,253	7,334	7,781	7,256	7,588	7,164	7,079	8,064	90,903
1. Burglary	1,595	1,538	1,472	1,731	1,239	1,432	1,462	1,415	1,426	1,294	1,408	1,578	17,590
2. Theft, Forgery, Fraud	4,249	3,666	3,831	4,126	3,171	3,639	3,866	3,562	3,654	3,507	3,456	3,876	44,603
3. Worthless Checks	77	73	78	90	45	98	63	64	84	62	56	54	844
4. Other Crimes Against Property	180	185	160	169	130	152	160	151	143	121	126	143	1,820
5. Other	2,438	2,192	2,161	2,373	1,668	2,013	2,230	2,064	2,281	2,180	2,033	2,413	26,046
E. Drug Crimes	4,319	4,013	3,760	3,906	3,108	3,585	3,413	3,691	4,089	4,212	3,666	4,057	45,819
1. Drugs	4,319	4,013	3,760	3,906	3,108	3,585	3,413	3,691	4,089	4,212	3,666	4,057	45,819
Total	16,088	14,534	14,277	15,471	11,810	13,691	14,105	13,730	14,507	14,271	13,594	15,336	171,414

Circuit Criminal ♦ Filings

**CIRCUIT CRIMINAL FILINGS
by Category
FY 2014-15**



**CIRCUIT CRIMINAL FILINGS
by Circuit Size*
FY 2014-15**



*Small Circuits - 2nd, 3rd, 8th, 14th, 16th;
 Medium Circuits - 1st, 5th, 7th, 10th, 12th, 18th, 19th;
 Large Circuits - 4th, 6th, 9th, 13th, 15th, 20th; and
 Very Large Circuits - 11th, 17th (as defined in the Glossary).

CIRCUIT CRIMINAL FILINGS
by Circuit and Case Type
FY 2014-15

Circuit	Capital Murder	Non-Capital Murder	Sexual Offenses	Robbery	Other Crimes Against Persons	Burglary	Theft Forgery Fraud	Worthless Checks	Other Crimes Against Property	Drugs	Other	Total
1	17	42	198	181	2,128	1,282	2,770	58	109	2,192	1,558	10,535
2	11	33	127	94	965	453	1,137	48	37	928	751	4,584
3	9	15	33	29	389	278	498	29	29	696	417	2,422
4	7	129	173	271	1,100	983	2,519	3	86	2,341	1,425	9,037
5	9	48	187	109	1,353	911	2,423	49	96	2,204	1,426	8,815
6	31	74	183	259	1,968	1,308	4,192	202	172	4,894	2,376	15,659
7	10	40	121	193	1,225	886	2,151	84	85	2,271	1,035	8,101
8	3	17	96	76	608	397	890	33	35	1,164	581	3,900
9	40	128	290	557	1,932	1,410	3,673	8	148	4,045	1,978	14,209
10	24	64	170	169	1,687	1,106	1,983	34	68	2,305	1,193	8,803
11	36	256	230	654	2,379	1,402	3,872	24	127	3,660	2,054	14,694
12	12	36	136	130	836	534	2,154	8	72	1,876	844	6,638
13	26	69	126	436	1,846	1,654	3,561	140	123	3,460	1,445	12,886
14	0	34	97	54	833	467	957	5	56	1,486	1,450	5,439
15	35	48	122	366	1,081	1,137	2,110	28	53	2,407	771	8,158
16	0	4	10	25	253	120	247	13	30	320	171	1,193
17	32	83	187	385	2,119	1,330	3,785	10	134	3,355	2,676	14,096
18	18	29	130	134	1,263	716	2,332	46	237	1,965	1,490	8,360
19	19	33	108	64	868	398	1,393	17	54	1,470	1,096	5,520
20	2	40	150	234	1,002	818	1,956	5	69	2,780	1,309	8,365
Total	341	1,222	2,874	4,420	25,835	17,590	44,603	844	1,820	45,819	26,046	171,414

Circuit Criminal ◆ Filings

CIRCUIT CRIMINAL FILINGS
by Circuit/County and Category
FY 2014-15

Circuit/County	Capital Murder	Violent Crimes	Crimes Against Persons	Crimes Against Property	Drug Crimes	Total
Circuit 1	17	240	2,309	5,777	2,192	10,535
Escambia	12	117	1,262	3,262	927	5,580
Okaloosa	3	48	577	1,285	607	2,520
Santa Rosa	2	51	346	793	469	1,661
Walton	0	24	124	437	189	774
Circuit 2	11	160	1,059	2,426	928	4,584
Franklin	0	8	45	91	125	269
Gadsden	2	19	156	310	97	584
Jefferson	0	6	39	123	43	211
Leon	8	108	723	1,683	560	3,082
Liberty	0	2	21	52	33	108
Wakulla	1	17	75	167	70	330
Circuit 3	9	48	418	1,251	696	2,422
Columbia	2	16	143	481	243	885
Dixie	1	6	27	85	39	158
Hamilton	3	5	25	98	43	174
Lafayette	0	1	10	22	22	55
Madison	2	3	56	128	65	254
Suwannee	0	13	96	255	229	593
Taylor	1	4	61	182	55	303
Circuit 4	7	302	1,371	5,016	2,341	9,037
Clay	4	53	267	898	333	1,555
Duval	2	231	1,031	3,844	1,741	6,849
Nassau	1	18	73	274	267	633

CIRCUIT CRIMINAL FILINGS
by Circuit/County and Category
FY 2014-15

Circuit/County	Capital Murder	Violent Crimes	Crimes Against Persons	Crimes Against Property	Drug Crimes	Total
Circuit 5	9	235	1,462	4,905	2,204	8,815
Citrus	0	49	173	541	264	1,027
Hernando	2	25	280	1,079	323	1,709
Lake	1	52	430	1,239	567	2,289
Marion	6	80	446	1,695	839	3,066
Sumter	0	29	133	351	211	724
Circuit 6	31	257	2,227	8,250	4,894	15,659
Pasco	8	103	516	2,051	1,240	3,918
Pinellas	23	154	1,711	6,199	3,654	11,741
Circuit 7	10	161	1,418	4,241	2,271	8,101
Flagler	0	14	73	305	170	562
Putnam	2	29	129	490	298	948
St. Johns	1	29	279	699	248	1,256
Volusia	7	89	937	2,747	1,555	5,335
Circuit 8	3	113	684	1,936	1,164	3,900
Alachua	2	56	384	1,114	600	2,156
Baker	0	17	77	161	141	396
Bradford	0	23	78	232	212	545
Gilchrist	0	3	38	110	74	225
Levy	1	10	76	264	68	419
Union	0	4	31	55	69	159
Circuit 9	40	418	2,489	7,217	4,045	14,209
Orange	34	344	2,003	5,638	2,896	10,915
Osceola	6	74	486	1,579	1,149	3,294

Circuit Criminal ◆ Filings

CIRCUIT CRIMINAL FILINGS
by Circuit/County and Category
FY 2014-15

Circuit/County	Capital Murder	Violent Crimes	Crimes Against Persons	Crimes Against Property	Drug Crimes	Total
Circuit 10	24	234	1,856	4,384	2,305	8,803
Hardee	2	7	70	161	154	394
Highlands	6	31	182	503	161	883
Polk	16	196	1,604	3,720	1,990	7,526
Circuit 11	36	486	3,033	7,479	3,660	14,694
Miami-Dade	36	486	3,033	7,479	3,660	14,694
Circuit 12	12	172	966	3,612	1,876	6,638
Desoto	2	9	65	242	183	501
Manatee	5	90	467	1,627	697	2,886
Sarasota	5	73	434	1,743	996	3,251
Circuit 13	26	195	2,282	6,923	3,460	12,886
Hillsborough	26	195	2,282	6,923	3,460	12,886
Circuit 14	0	131	887	2,935	1,486	5,439
Bay	0	82	512	2,127	865	3,586
Calhoun	0	6	47	105	76	234
Gulf	0	2	33	65	188	288
Holmes	0	9	83	227	100	419
Jackson	0	21	132	273	139	565
Washington	0	11	80	138	118	347
Circuit 15	35	170	1,447	4,099	2,407	8,158
Palm Beach	35	170	1,447	4,099	2,407	8,158
Circuit 16	0	14	278	581	320	1,193
Monroe	0	14	278	581	320	1,193

CIRCUIT CRIMINAL FILINGS
by Circuit/County and Category
 FY 2014-15

Circuit/County	Capital Murder	Violent Crimes	Crimes Against Persons	Crimes Against Property	Drug Crimes	Total
Circuit 17	32	270	2,504	7,935	3,355	14,096
Broward	32	270	2,504	7,935	3,355	14,096
Circuit 18	18	159	1,397	4,821	1,965	8,360
Brevard	14	110	926	3,126	1,268	5,444
Seminole	4	49	471	1,695	697	2,916
Circuit 19	19	141	932	2,958	1,470	5,520
Indian River	6	33	161	854	234	1,288
Martin	0	24	148	568	406	1,146
Okeechobee	2	21	90	299	186	598
St. Lucie	11	63	533	1,237	644	2,488
Circuit 20	2	190	1,236	4,157	2,780	8,365
Charlotte	0	17	188	810	697	1,712
Collier	0	41	259	889	374	1,563
Glades	0	5	30	43	22	100
Hendry	0	10	90	211	177	488
Lee	2	117	669	2,204	1,510	4,502
Total	341	4,096	30,255	90,903	45,819	171,414

Circuit Criminal ◆ Filings

**CIRCUIT CRIMINAL CHARGES (COUNTS)
by Circuit/County
FY 2014-15**

Circuit/County	Total Filings (Defendants)	Total Charges (Counts)	Number of Charges (Counts) per Filing
Circuit 1	10,535	22,154	2.1
Escambia	5,580	12,133	2.2
Okaloosa	2,520	4,747	1.9
Santa Rosa	1,661	3,646	2.2
Walton	774	1,628	2.1
Circuit 2	4,584	10,588	2.3
Franklin	269	439	1.6
Gadsden	584	974	1.7
Jefferson	211	605	2.9
Leon	3,082	7,622	2.5
Liberty	108	205	1.9
Wakulla	330	743	2.3
Circuit 3	2,422	5,286	2.2
Columbia	885	1,823	2.1
Dixie	158	377	2.4
Hamilton	174	404	2.3
Lafayette	55	172	3.1
Madison	254	598	2.4
Suwannee	593	1,325	2.2
Taylor	303	587	1.9
Circuit 4	9,037	18,007	2.0
Clay	1,555	2,676	1.7
Duval	6,849	14,205	2.1
Nassau	633	1,126	1.8

CIRCUIT CRIMINAL CHARGES (COUNTS)
by Circuit/County
FY 2014-15

Circuit/County	Total Filings (Defendants)	Total Charges (Counts)	Number of Charges (Counts) per Filing
Circuit 5	8,815	18,308	2.1
Citrus	1,027	2,095	2.0
Hernando	1,709	3,120	1.8
Lake	2,289	5,221	2.3
Marion	3,066	6,334	2.1
Sumter	724	1,538	2.1
Circuit 6	15,659	27,154	1.7
Pasco	3,918	7,488	1.9
Pinellas	11,741	19,666	1.7
Circuit 7	8,101	14,625	1.8
Flagler	562	923	1.6
Putnam	948	1,792	1.9
St. Johns	1,256	2,317	1.8
Volusia	5,335	9,593	1.8
Circuit 8	3,900	8,346	2.1
Alachua	2,156	4,672	2.2
Baker	396	912	2.3
Bradford	545	1,065	2.0
Gilchrist	225	458	2.0
Levy	419	857	2.0
Union	159	382	2.4
Circuit 9	14,209	31,861	2.2
Orange	10,915	24,184	2.2
Osceola	3,294	7,677	2.3

Circuit Criminal ◆ Filings

**CIRCUIT CRIMINAL CHARGES (COUNTS)
by Circuit/County
FY 2014-15**

Circuit/County	Total Filings (Defendants)	Total Charges (Counts)	Number of Charges (Counts) per Filing
Circuit 10	8,803	24,580	2.8
Hardee	394	975	2.5
Highlands	883	2,777	3.1
Polk	7,526	20,828	2.8
Circuit 11	14,694	31,726	2.2
Miami-Dade	14,694	31,726	2.2
Circuit 12	6,638	14,044	2.1
Desoto	501	1,123	2.2
Manatee	2,886	5,982	2.1
Sarasota	3,251	6,939	2.1
Circuit 13	12,886	28,132	2.2
Hillsborough	12,886	28,132	2.2
Circuit 14	5,439	10,431	1.9
Bay	3,586	6,800	1.9
Calhoun	234	400	1.7
Gulf	288	527	1.8
Holmes	419	877	2.1
Jackson	565	1,203	2.1
Washington	347	624	1.8
Circuit 15	8,158	16,915	2.1
Palm Beach	8,158	16,915	2.1
Circuit 16	1,193	2,588	2.2
Monroe	1,193	2,588	2.2

CIRCUIT CRIMINAL CHARGES (COUNTS)
by Circuit/County
FY 2014-15

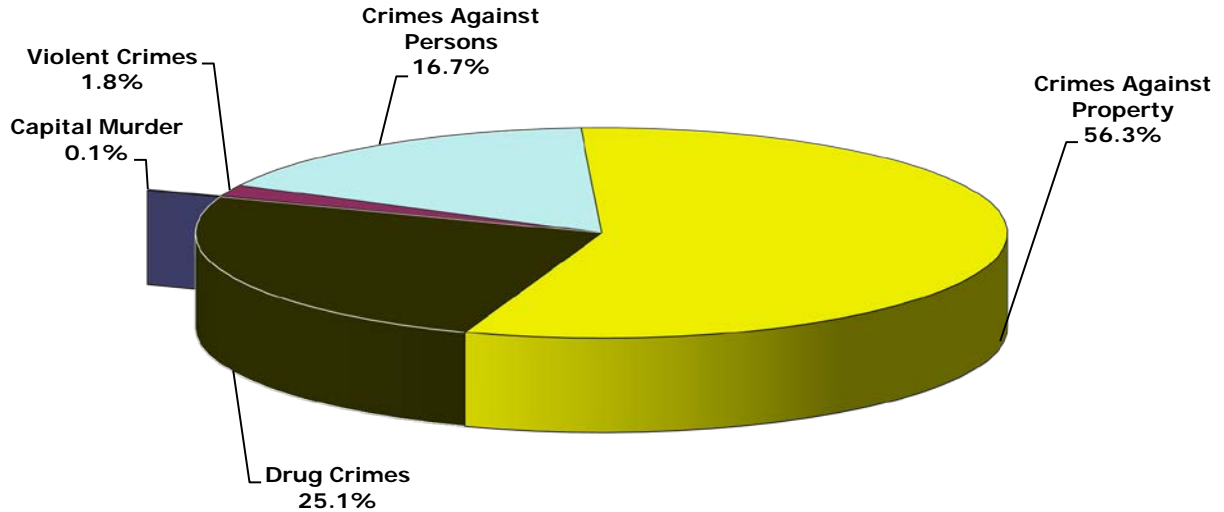
Circuit/County	Total Filings (Defendants)	Total Charges (Counts)	Number of Charges (Counts) per Filing
Circuit 17	14,096	29,369	2.1
Broward	14,096	29,369	2.1
Circuit 18	8,360	18,662	2.2
Brevard	5,444	12,745	2.3
Seminole	2,916	5,917	2.0
Circuit 19	5,520	14,849	2.7
Indian River	1,288	2,780	2.2
Martin	1,146	2,979	2.6
Okeechobee	598	1,508	2.5
St. Lucie	2,488	7,582	3.0
Circuit 20	8,365	17,717	2.1
Charlotte	1,712	4,028	2.4
Collier	1,563	3,113	2.0
Glades	100	253	2.5
Hendry	488	995	2.0
Lee	4,502	9,328	2.1
Total	171,414	365,342	2.1

Circuit Criminal ♦ Dispositions

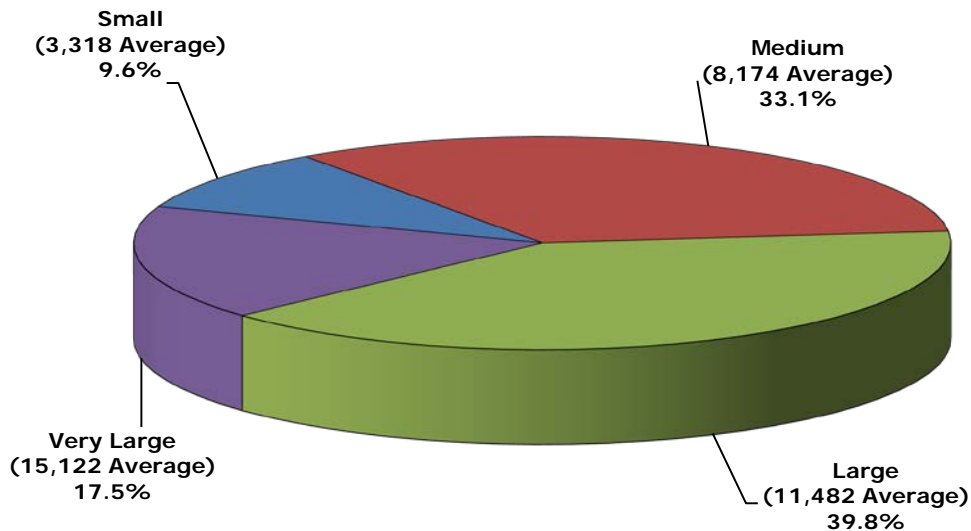
CIRCUIT CRIMINAL DISPOSITIONS
Statewide by Category/Case Type and Month
FY 2014-15

Category/ Case Type	Jul	Aug	Sep	Oct	Nov	Dec	Jan	Feb	Mar	Apr	May	Jun	Total
A. Capital Murder	18	20	19	27	21	15	14	23	18	17	19	15	226
1. Capital Murder	18	20	19	27	21	15	14	23	18	17	19	15	226
B. Violent Crimes	270	259	269	280	227	212	266	234	306	281	262	250	3,116
1. Non-Capital Murder	76	67	63	96	71	63	91	60	96	86	83	70	922
2. Sexual Offenses	194	192	206	184	156	149	175	174	210	195	179	180	2,194
C. Crimes Against Persons	2,373	2,440	2,392	2,665	2,043	2,139	2,420	2,381	2,565	2,661	2,293	2,526	28,898
1. Robbery	358	364	340	373	301	290	308	341	379	376	316	355	4,101
2. Other Crimes Against Persons	2,015	2,076	2,052	2,292	1,742	1,849	2,112	2,040	2,186	2,285	1,977	2,171	24,797
D. Crimes Against Property	8,251	8,172	8,140	10,433	6,732	7,000	8,234	7,930	8,143	8,291	7,824	8,103	97,253
1. Burglary	1,536	1,609	1,450	1,664	1,218	1,208	1,420	1,418	1,374	1,394	1,431	1,454	17,176
2. Theft, Forgery, Fraud	3,835	3,774	3,759	4,309	3,242	3,381	3,971	3,830	4,037	4,043	3,727	3,892	45,800
3. Worthless Checks	170	97	111	1,403	107	83	124	91	121	131	87	88	2,613
4. Other Crimes Against Property	160	200	162	219	140	128	159	130	159	136	154	163	1,910
5. Other	2,550	2,492	2,658	2,838	2,025	2,200	2,560	2,461	2,452	2,587	2,425	2,506	29,754
E. Drug Crimes	3,843	3,686	3,703	4,083	3,089	3,107	3,863	3,477	3,614	3,817	3,473	3,698	43,453
1. Drugs	3,843	3,686	3,703	4,083	3,089	3,107	3,863	3,477	3,614	3,817	3,473	3,698	43,453
Total	14,755	14,577	14,523	17,488	12,112	12,473	14,797	14,045	14,646	15,067	13,871	14,592	172,946

CIRCUIT CRIMINAL DISPOSITIONS by Category FY 2014-15



CIRCUIT CRIMINAL DISPOSITIONS by Circuit Size* FY 2014-15



*Small Circuits - 2nd, 3rd, 8th, 14th, 16th;
Medium Circuits - 1st, 5th, 7th, 10th, 12th, 18th, 19th;
Large Circuits - 4th, 6th, 9th, 13th, 15th, 20th; and
Very Large Circuits - 11th, 17th (as defined in the Glossary).

Circuit Criminal ♦ Dispositions

CIRCUIT CRIMINAL DISPOSITIONS
by Circuit and Case Type
FY 2014-15

Circuit	Capital Murder	Non-Capital Murder	Sexual Offenses	Robbery	Other Crimes Against Persons	Burglary	Theft Forgery Fraud	Worthless Checks	Other Crimes Against Property	Drugs	Other	Total
1	18	31	120	151	2,054	1,204	2,701	103	134	2,049	1,916	10,481
2	4	19	92	98	896	429	1,249	150	48	848	817	4,650
3	2	10	31	29	332	249	488	27	28	541	357	2,094
4	21	89	171	225	1,118	985	2,596	1,322	75	2,343	1,341	10,286
5	7	21	165	131	1,308	874	2,490	51	105	2,150	1,543	8,845
6	17	68	128	248	1,969	1,328	4,225	272	154	4,730	2,479	15,618
7	9	35	89	169	1,238	914	2,343	111	95	2,297	1,133	8,433
8	4	11	73	74	581	346	939	42	36	1,182	721	4,009
9	22	103	237	403	1,601	1,254	3,364	7	145	3,428	2,128	12,692
10	15	35	119	136	1,482	891	2,055	56	92	1,405	2,214	8,500
11	22	185	142	669	2,725	1,637	4,567	23	145	3,859	2,593	16,567
12	6	30	113	105	757	557	2,181	30	65	1,844	989	6,677
13	11	54	85	440	1,846	1,627	3,810	219	139	3,371	1,802	13,404
14	5	20	50	56	684	382	925	51	50	1,218	1,450	4,891
15	27	43	72	349	1,105	1,012	2,287	38	62	2,485	957	8,437
16	0	3	4	3	175	93	180	7	27	327	129	948
17	19	68	135	439	1,899	1,422	3,544	13	131	3,323	2,683	13,676
18	8	21	119	126	1,267	751	2,446	67	242	1,865	1,667	8,579
19	9	26	76	80	845	431	1,375	17	56	1,507	1,283	5,705
20	0	50	173	170	915	790	2,035	7	81	2,681	1,552	8,454
Total	226	922	2,194	4,101	24,797	17,176	45,800	2,613	1,910	43,453	29,754	172,946

CIRCUIT CRIMINAL DISPOSITIONS
by Circuit/County and Category
FY 2014-15

Circuit/County	Capital Murder	Violent Crimes	Crimes Against Persons	Crimes Against Property	Drug Crimes	Total
Circuit 1	18	151	2,205	6,058	2,049	10,481
Escambia	10	79	1,202	3,332	877	5,500
Okaloosa	4	26	574	1,442	613	2,659
Santa Rosa	2	30	297	859	403	1,591
Walton	2	16	132	425	156	731
Circuit 2	4	111	994	2,693	848	4,650
Franklin	0	7	40	101	99	247
Gadsden	0	19	152	333	80	584
Jefferson	0	8	43	158	47	256
Leon	4	68	701	1,896	522	3,191
Liberty	0	2	16	45	32	95
Wakulla	0	7	42	160	68	277
Circuit 3	2	41	361	1,149	541	2,094
Columbia	1	16	126	427	186	756
Dixie	1	3	24	89	32	149
Hamilton	0	4	20	76	12	112
Lafayette	0	0	13	23	4	40
Madison	0	2	43	96	48	189
Suwannee	0	9	86	280	207	582
Taylor	0	7	49	158	52	266
Circuit 4	21	260	1,343	6,319	2,343	10,286
Clay	1	50	302	980	396	1,729
Duval	20	203	964	4,958	1,649	7,794
Nassau	0	7	77	381	298	763

Circuit Criminal ♦ Dispositions

CIRCUIT CRIMINAL DISPOSITIONS
by Circuit/County and Category
FY 2014-15

Circuit/County	Capital Murder	Violent Crimes	Crimes Against Persons	Crimes Against Property	Drug Crimes	Total
Circuit 5	7	186	1,439	5,063	2,150	8,845
Citrus	1	28	216	614	329	1,188
Hernando	1	24	245	1,018	336	1,624
Lake	2	47	434	1,302	453	2,238
Marion	2	73	432	1,789	803	3,099
Sumter	1	14	112	340	229	696
Circuit 6	17	196	2,217	8,458	4,730	15,618
Pasco	3	57	457	1,999	1,237	3,753
Pinellas	14	139	1,760	6,459	3,493	11,865
Circuit 7	9	124	1,407	4,596	2,297	8,433
Flagler	2	21	119	437	175	754
Putnam	1	11	120	506	285	923
St. Johns	1	21	258	726	303	1,309
Volusia	5	71	910	2,927	1,534	5,447
Circuit 8	4	84	655	2,084	1,182	4,009
Alachua	4	51	372	1,165	668	2,260
Baker	0	6	65	215	143	429
Bradford	0	16	65	247	187	515
Gilchrist	0	2	38	114	61	215
Levy	0	5	76	293	77	451
Union	0	4	39	50	46	139
Circuit 9	22	340	2,004	6,898	3,428	12,692
Orange	21	259	1,636	5,656	2,677	10,249
Osceola	1	81	368	1,242	751	2,443

**CIRCUIT CRIMINAL DISPOSITIONS
by Circuit/County and Category
FY 2014-15**

Circuit/County	Capital Murder	Violent Crimes	Crimes Against Persons	Crimes Against Property	Drug Crimes	Total
Circuit 10	15	154	1,618	5,308	1,405	8,500
Hardee	0	5	73	179	166	423
Highlands	2	11	139	479	128	759
Polk	13	138	1,406	4,650	1,111	7,318
Circuit 11	22	327	3,394	8,965	3,859	16,567
Miami-Dade	22	327	3,394	8,965	3,859	16,567
Circuit 12	6	143	862	3,822	1,844	6,677
Desoto	1	16	46	260	187	510
Manatee	3	65	416	1,689	687	2,860
Sarasota	2	62	400	1,873	970	3,307
Circuit 13	11	139	2,286	7,597	3,371	13,404
Hillsborough	11	139	2,286	7,597	3,371	13,404
Circuit 14	5	70	740	2,858	1,218	4,891
Bay	4	52	403	2,044	705	3,208
Calhoun	0	2	40	114	71	227
Gulf	0	3	32	71	82	188
Holmes	0	4	78	204	82	368
Jackson	0	6	112	269	117	504
Washington	1	3	75	156	161	396
Circuit 15	27	115	1,454	4,356	2,485	8,437
Palm Beach	27	115	1,454	4,356	2,485	8,437
Circuit 16	0	7	178	436	327	948
Monroe	0	7	178	436	327	948

Circuit Criminal ◆ Dispositions

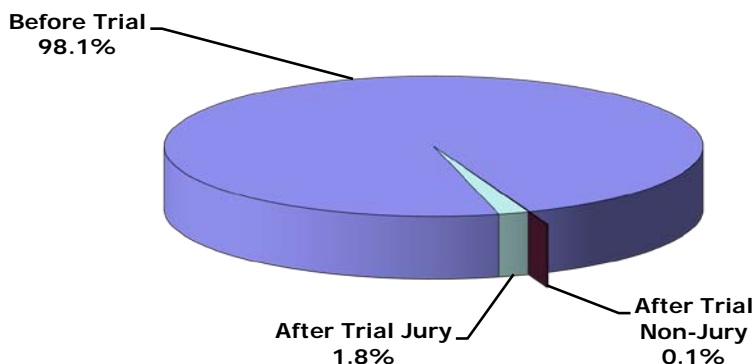
CIRCUIT CRIMINAL DISPOSITIONS
by Circuit/County and Category
FY 2014-15

Circuit/County	Capital Murder	Violent Crimes	Crimes Against Persons	Crimes Against Property	Drug Crimes	Total
Circuit 17	19	203	2,338	7,793	3,323	13,676
Broward	19	203	2,338	7,793	3,323	13,676
Circuit 18	8	140	1,393	5,173	1,865	8,579
Brevard	3	69	895	3,326	1,197	5,490
Seminole	5	71	498	1,847	668	3,089
Circuit 19	9	102	925	3,162	1,507	5,705
Indian River	4	35	177	970	224	1,410
Martin	4	13	137	554	442	1,150
Okeechobee	0	13	100	309	201	623
St. Lucie	1	41	511	1,329	640	2,522
Circuit 20	0	223	1,085	4,465	2,681	8,454
Charlotte	0	16	208	1,061	610	1,895
Collier	0	96	275	966	463	1,800
Glades	0	8	21	52	33	114
Hendry	0	5	44	110	64	223
Lee	0	98	537	2,276	1,511	4,422
Total	226	3,116	28,898	97,253	43,453	172,946

CIRCUIT CRIMINAL DISPOSITIONS
Statewide by Disposition Type and Case Type
FY 2014-15

Disposition Type	Capital Murder	Non-Capital Murder	Sexual Offenses	Robbery	Other Crimes Against Persons	Burglary	Theft Forgery Fraud	Worthless Checks	Other Crimes Against Property	Drugs	Other	Total
A. Before Trial	95	673	1,863	3,866	24,009	16,838	45,515	2,610	1,879	43,009	29,295	169,652
1. Speedy Trial	0	0	0	0	1	0	1	0	0	3	0	5
2. Dismissed	12	69	264	444	3,082	1,236	3,893	601	215	3,967	1,690	15,473
3. Transferred	0	2	28	53	1,270	361	667	4	126	665	4,620	7,796
4. Plea	58	550	1,454	3,167	17,104	14,350	35,089	508	1,330	35,158	21,922	130,690
5. Other*	25	52	117	202	2,552	891	5,865	1,497	208	3,216	1,063	15,688
B. After Trial Non-Jury	0	1	6	3	33	11	25	0	2	21	37	139
1. Acquittal/Dismissal	0	1	2	0	18	2	6	0	1	1	9	40
2. Plea	0	0	0	0	6	4	14	0	0	15	13	52
3. Conviction	0	0	4	3	9	5	5	0	1	5	15	47
C. After Trial Jury	131	248	325	232	755	327	260	3	29	423	422	3,155
1. Acquittal/Dismissal	7	40	93	62	242	86	80	2	9	86	80	787
2. Plea	1	15	4	17	52	18	20	1	2	49	46	225
3. Conviction	123	193	228	153	461	223	160	0	18	288	296	2,143
Total	226	922	2,194	4,101	24,797	17,176	45,800	2,613	1,910	43,453	29,754	172,946

CIRCUIT CRIMINAL DISPOSITIONS
by Disposition Type
FY 2014-15



*The disposition type "Other" is used to report cases disposed for: defendants placed on deferred prosecution or other pretrial diversion or probation programs approved after an information or an indictment is filed, defendants declared mentally or physically unable to stand trial, cases disposed upon estreatment of a bond, cases that are nolle prosequi (no further prosecution) for administrative reasons, or similar matters.

Circuit Criminal ♦ Dispositions

CIRCUIT CRIMINAL JURY TRIAL DISPOSITIONS
by Circuit
FY 2014-15

Circuit (Circuit Seat)	Acquittals/Dismissals	Pleas	Convictions	Total
First (Pensacola)	39	13	111	163
Second (Tallahassee)	33	5	96	134
Third (Lake City)	6	1	17	24
Fourth (Jacksonville)	20	12	159	191
Fifth (Tavares)	31	9	59	99
Sixth (Clearwater)	43	0	155	198
Seventh (Daytona Beach)	17	11	102	130
Eighth (Gainesville)	8	10	50	68
Ninth (Orlando)	125	7	166	298
Tenth (Bartow)	71	2	227	300
Eleventh (Miami-Dade)	79	60	150	289
Twelfth (Sarasota)	27	9	87	123
Thirteenth (Tampa)	55	25	179	259
Fourteenth (Panama City)	8	1	33	42
Fifteenth (West Palm Beach)	43	33	94	170
Sixteenth (Key West)	3	0	8	11
Seventeenth (Ft. Lauderdale)	89	6	126	221
Eighteenth (Sanford)	22	18	86	126
Nineteenth (Ft. Pierce)	37	1	120	158
Twentieth (Ft. Myers)	31	2	118	151
Total	787	225	2,143	3,155

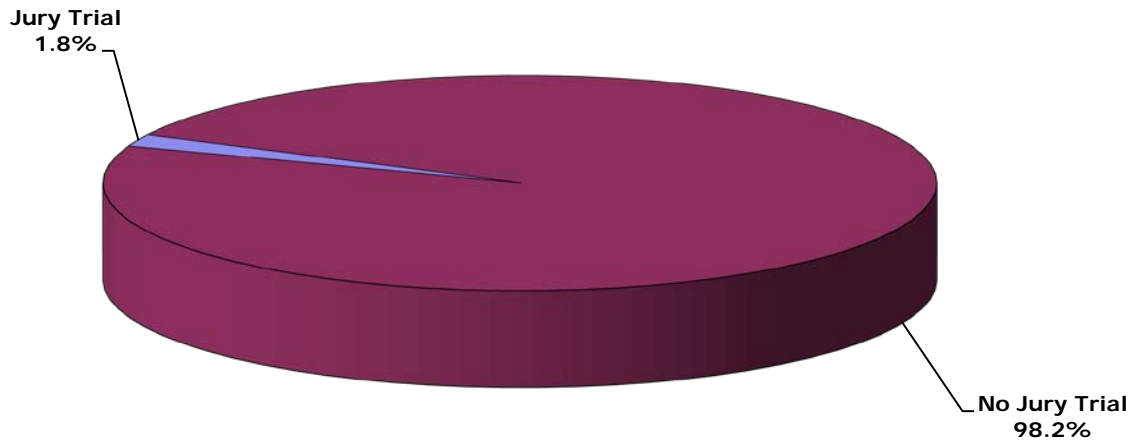
**CIRCUIT CRIMINAL JURY TRIAL and
GUILTY DISPOSITION RATES*
by Circuit
FY 2014-15**

Circuit (Circuit Seat)	Jury Trials (includes Acquittal/ Dismissal, Pleas, and Convictions)	Total Dispositions	Jury Trial Rates	GUILTY Dispositions (includes Pleas and Convictions)	Total Dispositions (excludes Transferred and Other)	GUILTY Disposition Rates
First (Pensacola)	163	10,481	1.6%	8,218	9,880	83.2%
Second (Tallahassee)	134	4,650	2.9%	3,579	4,261	84.0%
Third (Lake City)	24	2,094	1.1%	1,559	1,766	88.3%
Fourth (Jacksonville)	191	10,286	1.9%	8,037	8,540	94.1%
Fifth (Tavares)	99	8,845	1.1%	7,312	8,204	89.1%
Sixth (Clearwater)	198	15,618	1.3%	12,791	13,364	95.7%
Seventh (Daytona Beach)	130	8,433	1.5%	7,179	7,697	93.3%
Eighth (Gainesville)	68	4,009	1.7%	3,052	3,482	87.7%
Ninth (Orlando)	298	12,692	2.3%	8,524	11,668	73.1%
Tenth (Bartow)	300	8,500	3.5%	6,869	7,479	91.8%
Eleventh (Miami-Dade)	289	16,567	1.7%	11,227	12,084	92.9%
Twelfth (Sarasota)	123	6,677	1.8%	5,470	6,034	90.7%
Thirteenth (Tampa)	259	13,404	1.9%	10,522	12,427	84.7%
Fourteenth (Panama City)	42	4,891	0.9%	3,208	3,783	84.8%
Fifteenth (West Palm Beach)	170	8,437	2.0%	7,039	7,663	91.9%
Sixteenth (Key West)	11	948	1.2%	656	701	93.6%
Seventeenth (Ft. Lauderdale)	221	13,676	1.6%	9,643	10,186	94.7%
Eighteenth (Sanford)	126	8,579	1.5%	6,834	7,328	93.3%
Nineteenth (Ft. Pierce)	158	5,705	2.8%	4,772	5,285	90.3%
Twentieth (Ft. Myers)	151	8,454	1.8%	6,666	7,630	87.4%
Total	3,155	172,946	1.8%	133,157	149,462	89.1%

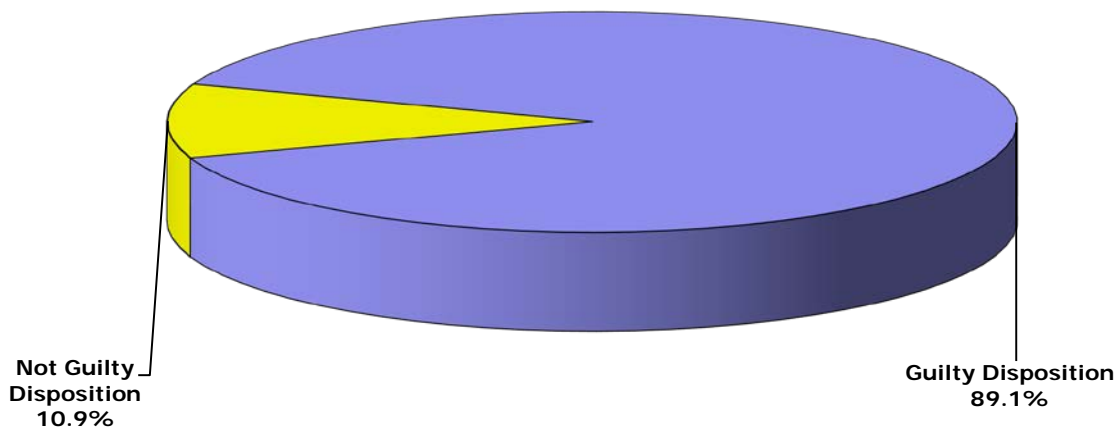
*Jury trial and guilty disposition rates are not intended as a measure of efficiency of the judiciary, state attorneys, or public defenders.

Circuit Criminal ♦ Dispositions

CIRCUIT CRIMINAL JURY TRIAL RATE
FY 2014-15



CIRCUIT CRIMINAL GUILTY DISPOSITION RATE
FY 2014-15



The Circuit Criminal division also includes other statistics such as clearance rates, reopenings, no files, appeals filed from county court, post conviction relief motions, probation revocation hearings, bond hearings, and adversary preliminary hearings. **These data are provided by the 67 clerks of court. However, dispositions and special proceedings data are not audited for accuracy by the OSCA.**

Clearance Rates - The clearance rate is a useful measure of the responsiveness of a court to the demand for services, and is nationally recognized as a measure of court performance. The rate is determined by dividing the total number of cases *disposed* by the total number of cases *filed* during a specific time period. If a court received 1,000 new cases a month and disposed of 900 cases within the same month, the clearance rate for that month would be 90%. A 100% clearance rate means that a court is disposing of at least as many cases as have been filed during the reporting period. Thus, where clearance rates exceed 100%, those circuits are actually disposing of cases more quickly than cases are being filed for the period in question.

Reopenings - A reopening occurs when a case that has previously been reported as disposed is resubmitted to the court through a motion or petition.

No Files - A no file occurs when all charges against a defendant are dropped and the prosecutor did not file an information or seek an indictment.

Appeals Filed From County Court - An appeal filed from county court is a request that a case be removed from the county court and sent to the circuit court for review.

Post Conviction Relief Motions - A post conviction relief motion is a motion to vacate, set aside, or correct a sentence pursuant to rule 3.850, Florida Rules of Criminal Procedure.

Probation Revocation Hearings - A probation revocation hearing is a proceeding in which a judge determines whether a defendant's probation should be modified or revoked following an alleged violation.

Bond Hearings - A bond hearing is a proceeding in which a judge considers a defendant's pretrial release status for the purpose of setting or modifying bond or other pretrial release status.

Adversary Preliminary Hearings - An adversary preliminary hearing is a proceeding in which a judge considers evidence presented to determine whether there is sufficient cause to hold the accused for trial.

Circuit Criminal ◆ Other Statistics

CIRCUIT CRIMINAL CLEARANCE RATES
by Circuit
FY 2014-15

Circuit	Filings	Dispositions	Clearance Rates
1	10,535	10,481	99.5%
2	4,584	4,650	101.4%
3	2,422	2,094	86.5%
4	9,037	10,286	113.8%
5	8,815	8,845	100.3%
6	15,659	15,618	99.7%
7	8,101	8,433	104.1%
8	3,900	4,009	102.8%
9	14,209	12,692	89.3%
10	8,803	8,500	96.6%
11	14,694	16,567	112.7%
12	6,638	6,677	100.6%
13	12,886	13,404	104.0%
14	5,439	4,891	89.9%
15	8,158	8,437	103.4%
16	1,193	948	79.5%
17	14,096	13,676	97.0%
18	8,360	8,579	102.6%
19	5,520	5,705	103.4%
20	8,365	8,454	101.1%
Total	171,414	172,946	100.9%

CIRCUIT CRIMINAL SPECIAL PROCEEDINGS
by Circuit
FY 2014-15

Circuit	Reopenings	No Files	Appeal Filed From County Court	Post Conviction Relief Motions	Probation Revocation Hearings	Bond Hearings	Adversary Preliminary Hearings	Total
1	7,566	625	3	950	4,456	534	0	14,134
2	2,241	263	9	294	1,641	51	0	4,499
3	796	367	5	229	1,732	16	0	3,145
4	3,000	4,937	28	568	1,906	1,448	8	11,895
5	8,554	2,436	18	378	3,648	180	0	15,214
6	3,216	4,224	73	659	6,514	14,449	1	29,136
7	2,359	3,636	8	285	4,238	341	16	10,883
8	1,888	2,004	19	219	1,884	1,053	0	7,067
9	5,738	5,183	28	403	2,938	463	4	14,757
10	5,521	1,447	52	395	4,989	466	61	12,931
11	2,993	9,656	82	1,293	5,920	5,594	5	25,543
12	5,763	1,835	21	208	3,001	594	20	11,442
13	8,472	2,365	26	371	8,518	3,571	665	23,988
14	954	738	0	145	2,529	398	0	4,764
15	4,649	4,273	51	445	2,033	1,684	124	13,259
16	59	0	0	1	423	27	0	510
17	968	2,099	0	1,031	3,410	1,912	12	9,432
18	5,426	1,472	42	334	5,469	3,278	0	16,021
19	3,599	1,807	13	224	1,791	216	0	7,650
20	8,106	2,583	13	696	4,132	863	0	16,393
Total	81,868	51,950	491	9,128	71,172	37,138	916	252,663